

T W O T H O U S A N D T H I R T E E N

UCLA WOMEN'S VOLLEYBALL



KELLY REEVES

MARIANA AQUINO

MEG NORTON

Ucla
BRUINS

DATE	DAY	OPPONENT	SITE	TIME (PT)
AUGUST				
30	Friday	Albany ²	Los Angeles, Calif.	4 p.m.
31	Saturday	North Texas ²	Los Angeles, Calif.	10 a.m.
31	Saturday	Loyola Marymount ²	Los Angeles, Calif.	7 p.m.
SEPTEMBER				
5	Thursday	Santa Clara ³	Honolulu, Hawai'i	8 p.m.
6	Friday	New Mexico State ³	Honolulu, Hawai'i	8 p.m.
7	Saturday	Hawai'i ³	Honolulu, Hawai'i	10:30 p.m.
12	Thursday	Denver ⁴	Denver, Colo.	6 p.m.
13	Friday	Cal State Northridge ⁴	Denver, Colo.	3:30 p.m.
14	Saturday	Creighton ⁴	Denver, Colo.	11 a.m.
18	Wednesday	Long Beach State	Long Beach, Calif.	7 p.m.
25	Wednesday	USC ^{1, B}	Los Angeles, Calif.	7 p.m.
27	Friday	Colorado ^{1, A}	Boulder, Colo.	6 p.m.
OCTOBER				
2	WEDNESDAY	STANFORD ^{1, A}	PAULEY PAVILION	7:30 P.M.
4	FRIDAY	CALIFORNIA ^{1, A}	PAULEY PAVILION	6 P.M.
11	Friday	Oregon ^{1, B}	Eugene, Ore.	8 p.m.
12	Saturday	Oregon State ¹	Corvallis, Ore.	7 p.m.
18	Friday	Arizona ^{1, A}	Tucson, Ariz.	6 p.m.
20	Sunday	Arizona State ^{1, A}	Tempe, Ariz.	11 a.m.
25	FRIDAY	WASHINGTON ^{1, A}	PAULEY PAVILION	8 P.M.
26	SATURDAY	WASHINGTON STATE ¹	PAULEY PAVILION	7 P.M.
NOVEMBER				
1	Friday	Stanford ^{1, A}	Stanford, Calif.	8 p.m.
DATE	DAY	OPPONENT	SITE	TIME (PT)
NOVEMBER				
3	Sunday	California ^{1, A}	Berkeley, Calif.	3 p.m.
8	FRIDAY	OREGON STATE ¹	JOHN WOODEN CENTER	6 P.M.
10	SUNDAY	OREGON ^{1, A}	PAULEY PAVILION	1 P.M.
13	Wednesday	Washington ^{1, A}	Seattle, Wash.	TBA
15	Friday	Washington State ¹	Pullman, Wash.	7 p.m.
22	FRIDAY	ARIZONA STATE ¹	JOHN WOODEN CENTER	6 P.M.
24	SUNDAY	ARIZONA ¹	JOHN WOODEN CENTER	1 P.M.
27	WEDNESDAY	USC ^{1, A}	PAULEY PAVILION	TBA
29	FRIDAY	UTAH ¹	PAULEY PAVILION	5 P.M.
DECEMBER				
6-7	Friday-Saturday	NCAA 1st & 2nd Rounds	Campus Sites	TBA
13-14	Friday-Saturday	NCAA Regionals	(Sites: Champaign, Ill.; Lexington, Ky.; Lincoln, Neb.; Los Angeles, Calif. - USC)	
19	Thursday	NCAA Semifinals	Seattle, Wash.	TBA
21	Saturday	NCAA Championship	Seattle, Wash.	TBA
HOME MATCHES IN BOLD CAPS				
All Times Pacific and Subject to Change				
1 - Pac-12 Conference Matches				
2 - LMU Invitational (Los Angeles, Calif.)				
3 - Hawaiian Airlines Wahine Volleyball Classic (Honolulu, Hawai'i)				
4 - Denver Invitational (Denver, Colo.)				
A - Match Broadcast Live on Pac-12 Networks				
B - Match Broadcast Live on ESPNU				

**QUICK FACTS**

Location	Los Angeles, Calif.
Mailing Address	J.D Morgan Center, 325 Westwood Plaza, Los Angeles, CA 90095
Founded	1919
Enrollment	40,500
Nickname	Bruins
Colors	Blue and Gold
Conference	Pac-12
Chancellor	Dr. Gene Block
Athletic Director	Dan Guerrero
Senior Associate Athletic Director/Senior Women's Administrator	Petrina Long
Faculty Athletic Representative	Donald Morrison

Home Courts	Pauley Pavilion/John Wooden Center
Capacities	13,800/2,000
Press Row Phone	(310) 206-9562

Women's Volleyball SID	James Ybiernas
Ybiernas' Office Phone	(310) 206-8123
Ybiernas' Cell Phone	(818) 635-8873
Sports Information Fax	(310) 825-8664
Ybiernas' E-mail	jamesy@athletics.ucla.edu
Website	www.uclabruins.com

Head Coach	Michael Sealy, 4th Year (UCLA, 1993)
Overall Record	75-23 (.765 winning percentage)
Assistant Coach	Joy McKenzie-Fuerbringer, 4th Year (Long Beach State, 1994)
Assistant Coach	Stein Metzger, 2nd Year (UCLA, 1996)
Volunteer Assistant Coach	Kaitlin Nielsen, 1st Year (UCLA, 2009)
Director of Volleyball Operations	Cayley Thurlby, 3rd Year (Hawai'i, 2007)
Women's Volleyball Office Phone	(310) 206-6839

2012 Record	23-8
2012 Pac-12 Record	14-6 (T-4th)
2012 Postseason	1-1 (Second Round)
2012 Final AVCA Ranking	13th
Letterwinners Returning/Lost	13/4
Starters Returning/Lost	4/2 + libero
Newcomers	6 (5 freshmen, 1 transfer)

2013 BRUINS

Roster	2
TV/Radio Roster	3
Mariana Aquino	4
Meg Norton	6
Kelly Reeves	8
Karsta Lowe	10
Megan Moenoa	12
Zoë Nightingale	14
Madie Smith	16
Monica Stauber	17
Hannah Boland	18
Karly Drolson	19
Phelix Fincher	20
Rachel Inouye	21
Maddy Klineman	22
Skylar Dykstra, Claire Felix, Jennie Frager,	
Hayley Lawless	23
Jessyka Ngauamo, Jordan Robbins	24

COACHES

Head Coach Michael Sealy	26
Assistant Coach Joy McKenzie-Fuerbringer	28
Assistant Coach Stein Metzger	29
Support Staff	30

2012 IN REVIEW

2012 Overall and Pac-12 Statistics	32
2012 Match Results	33
2012 Individual and Team Match Highs	34

OPPONENTS

Pac-12 Conference	36
2012 Pac-12 Conference Season in Review	37
Non-Conference Opponents	38
Pac-12 Opponents	39

HISTORY

DGWS and AIAW National Champions	44
1984 NCAA National Champions	45
1990 NCAA National Champions	46
1991 NCAA National Champions	47
2011 NCAA National Champions	48
NCAA Postseason Results	49
Coaching Records	50
Year-by-Year Results	50
Results vs. Pac-12, Hawai'i and Pepperdine	58
Results vs. Non-Conference Opponents	60
Letterwinners	64
Uniform History	69
Hall of Fame Head Coach Andy Banachowski	70
Career Leaders	71
Season Leaders	73
Yearly Statistical Leaders	74
Individual and Team Records	75
Single-Match Elite Performances	76
All-Americans	77
Honors	78
All-Conference Honors	79
The Greatest 25 Players in UCLA History	80
Bruins on the Beach	82
Red, White and Blue Bruins	83
University and Athletic Administration	84





2013 BRUINS



NUMERICAL ROSTER

NO	NAME	POS	HT	YR	EXP	HOMETOWN (HIGH SCHOOL/LAST SCHOOL)
2	Kelly Reeves	OH	6-0	SR	3V	San Diego, Calif. (Cathedral Catholic HS)
3	Jordan Robbins	S	5-11	FR	HS	Rancho Santa Fe, Calif. (La Costa Canyon HS)
4	Haley Lawless	OH	6-3	RS FR	RS	Tempe, Ariz. (Seton Catholic HS)
5	Monica Stauber	S	5-7	JR	TR	Newport Beach, Calif. (Mater Dei HS/Hawai'i)
6	Karly Drolson	DS/L	5-6	SO	1V	Del Mar, Calif. (Torrey Pines HS)
7	Maddy Klineman	OH	6-3	SO	1V	Manhattan Beach, Calif. (Mira Costa HS)
8	Claire Felix	MB	6-6	FR	HS	Colorado Springs, Colo. (Lewis-Palmer HS)
9	Megan Moenoa	S	5-8	JR	2V	Long Beach, Calif. (Lakewood HS)
10	Jennie Frager	MB	6-5	FR	HS	Rancho Santa Fe, Calif. (Torrey Pines HS)
11	Skylar Dykstra	DS/L	5-9	FR	HS	Redondo Beach, Calif. (Redondo Union HS)
12	Mariana Aquino	MB	6-3	SR	3V	Curitiba, Brazil (Pitagoras Cidade Jardim)
13	Zoë Nightingale	MB	6-3	JR	2V	Sacramento, Calif. (St. Francis HS)
14	Meg Norton	DS/L	5-11	SR	3V	Pacific Palisades, Calif. (Harvard-Westlake HS)
15	Hannah Boland	MB	6-2	SO	1V	Sunnyvale, Calif. (Castilleja HS)
16	Rachel Inouye	DS/L	5-6	SO	1V	Kailua, Hawai'i (Punahou School)
17	Karsta Lowe	OH	6-4	JR	2V	Rancho Santa Fe, Calif. (La Costa Canyon HS)
19	Phelix Fincher	DS/L	5-5	SO	1V	Los Angeles, Calif. (Campbell Hall HS)
20	Madie Smith	DS/L	5-8	JR	2V	Corona del Mar, Calif. (Corona del Mar HS)
22	Jessyka Ngauamo	OH	5-11	FR	HS	Gold Coast, Queensland, Australia (Benowa State HS)

ALPHABETICAL ROSTER

NO	NAME	POS	HT	YR	EXP	HOMETOWN (HIGH SCHOOL/LAST SCHOOL)
12	Mariana Aquino	MB	6-3	SR	3V	Curitiba, Brazil (Pitagoras Cidade Jardim)
15	Hannah Boland	MB	6-2	SO	1V	Sunnyvale, Calif. (Castilleja HS)
6	Karly Drolson	DS/L	5-6	SO	1V	Del Mar, Calif. (Torrey Pines HS)
11	Skylar Dykstra	DS/L	5-9	FR	HS	Redondo Beach, Calif. (Redondo Union HS)
8	Claire Felix	MB	6-6	FR	HS	Colorado Springs, Colo. (Lewis-Palmer HS)
19	Phelix Fincher	DS/L	5-5	SO	1V	Los Angeles, Calif. (Campbell Hall HS)
10	Jennie Frager	MB	6-5	FR	HS	Rancho Santa Fe, Calif. (Torrey Pines HS)
16	Rachel Inouye	DS/L	5-6	SO	1V	Kailua, Hawai'i (Punahou School)
7	Maddy Klineman	OH	6-3	SO	1V	Manhattan Beach, Calif. (Mira Costa HS)
4	Haley Lawless	OH	6-3	RS FR	RS	Tempe, Ariz. (Seton Catholic HS)
17	Karsta Lowe	OH	6-4	JR	2V	Rancho Santa Fe, Calif. (La Costa Canyon HS)
9	Megan Moenoa	S	5-8	JR	2V	Long Beach, Calif. (Lakewood HS)
22	Jessyka Ngauamo	OH	5-11	FR	HS	Gold Coast, Queensland, Australia (Benowa State HS)
13	Zoë Nightingale	MB	6-3	JR	2V	Sacramento, Calif. (St. Francis HS)
14	Meg Norton	DS/L	5-11	SR	3V	Pacific Palisades, Calif. (Harvard-Westlake HS)
2	Kelly Reeves	OH	6-0	SR	3V	San Diego, Calif. (Cathedral Catholic HS)
3	Jordan Robbins	S	5-11	FR	HS	Rancho Santa Fe, Calif. (La Costa Canyon HS)
20	Madie Smith	DS/L	5-8	JR	2V	Corona del Mar, Calif. (Corona del Mar HS)
5	Monica Stauber	S	5-7	JR	TR	Newport Beach, Calif. (Mater Dei HS/Hawai'i)

Head Coach: Michael Sealy, 4th Year (UCLA, 1993)

Assistant Coach: Joy McKenzie-Fuerbringer, 4th Year (Long Beach State, 1994)

Assistant Coach: Stein Metzger, 2nd Year (UCLA, 1996)

Volunteer Assistant Coach: Kaitlin Nielsen, 1st Year (UCLA, 2009)

Director of Volleyball Operations: Cayley Thurlby, 3rd Year (Hawai'i, 2007)

Assistant Athletic Trainer: Pamela Sulzicki, 1st Year (New Hampshire, 2005)

Student Athletic Trainers: Samantha Asarch and Julia Tang

Athletic Performance Coach: Erin Brocka, 1st Year (Northern Iowa, 2011)

Team Managers: Virginia Pham and Sarah Zuno

Sports Information Director: James Ybiernas, 7th Year (Cal State Northridge, 2001)

TEAM CAPTION

Top Row - Assistant Coach Stein Metzger, Athletic Performance Coach Erin Brocka, Director of Volleyball Operations Cayley Thurlby, Zoë Nightingale, Mariana Aquino, Karsta Lowe, Claire Felix, Haley Lawless, Jennie Frager, Head Coach Michael Sealy

Middle Row - Assistant Athletic Trainer Pamela Sulzicki, Jessyka Ngauamo, Jordan Robbins, Maddy Klineman, Hannah Boland, Meg Norton, Kelly Reeves, Volunteer Assistant Coach Kaitlin Nielsen

Bottom Row - Student Athletic Trainer Samantha Asarch, Assistant Coach Joy McKenzie-Fuerbringer, Monica Stauber, Madie Smith, Phelix Fincher, Rachel Inouye, Karly Drolson, Skylar Dykstra, Megan Moenoa, Student Athletic Trainer Julia Tang, Team Manager Virginia Pham, Team Manager Sarah Zuno

PRONUNCIATION GUIDE

Mariana Aquino	mar-ee-ah-na ah-kee-no
Phelix Fincher	felix
Jennie Frager	fray-grr
Rachel Inouye	e-no-way
Joy McKenzie-Fuerbringer	fyur-bringer
Megan Moenoa	moy-no-uh
Jessyka Ngauamo	na-mo
Zoë Nightingale	zoe-e night-in-gale
Monica Stauber	staw-ber

IN-SEASON BIRTHDAYS - AGE TURNING IN ()

Jennie Frager	Oct. 17 (19)
Haley Lawless	Nov. 4 (20)
Madie Smith	Nov. 5 (22)
Skylar Dykstra	Nov. 27 (19)
Jessyka Ngauamo	Dec. 3 (18)
Meg Norton	Dec. 4 (22)

ROSTER BY CLASS

Seniors (3) - Mariana Aquino, Meg Norton, Kelly Reeves

Juniors (5) - Karsta Lowe, Megan Moenoa, Zoë Nightingale, Madie Smith, Monica Stauber

Sophomores (5) - Hannah Boland, Karly Drolson, Phelix Fincher, Rachel Inouye, Maddy Klineman

Redshirt Freshman (1) - Haley Lawless

Freshmen (5) - Skylar Dykstra, Claire Felix, Jennie Frager, Jessyka Ngauamo, Jordan Robbins

ROSTER BY POSITION

Defensive Specialists/Liberos (6) - Karly Drolson, Skylar Dykstra, Phelix Fincher, Rachel Inouye, Meg Norton, Madie Smith

Middle Blockers (5) - Mariana Aquino, Hannah Boland, Claire Felix, Jennie Frager, Zoë Nightingale

Outside Hitters (5) - Maddy Klineman, Haley Lawless, Karsta Lowe, Jessyka Ngauamo, Kelly Reeves

Setters (3) - Megan Moenoa, Jordan Robbins, Monica Stauber

ROSTER BY HEIGHT

5-5 - Phelix Fincher
5-6 - Karly Drolson, Rachel Inouye
5-7 - Monica Stauber
5-8 - Megan Moenoa, Madie Smith
5-9 - Skylar Dykstra
5-11 - Jessyka Ngauamo, Meg Norton, Jordan Robbins
6-0 - Kelly Reeves
6-2 - Hannah Boland
6-3 - Mariana Aquino, Maddy Klineman, Haley Lawless, Zoë Nightingale
6-4 - Karsta Lowe
6-5 - Jennie Frager
6-6 - Claire Felix

ROSTER BY STATE/COUNTRY

California (14) - Hannah Boland, Karly Drolson, Skylar Dykstra, Phelix Fincher, Jennie Frager, Maddy Klineman, Karsta Lowe, Megan Moenoa, Zoë Nightingale, Meg Norton, Kelly Reeves, Jordan Robbins, Madie Smith, Monica Stauber

Arizona (1) - Haley Lawless

Australia (1) - Jessyka Ngauamo

Brazil (1) - Mariana Aquino

Colorado (1) - Claire Felix

Hawai'i (1) - Rachel Inouye

				
#2 KELLY REEVES OUTSIDE HITTER 6-0 • SENIOR SAN DIEGO, CALIF.	#3 JORDAN ROBBINS SETTER 5-11 • FRESHMAN RANCHO SANTA FE, CALIF.	#4 HALEY LAWLESS OUTSIDE HITTER 6-3 • RS FRESHMAN TEMPE, ARIZ.	#5 MONICA STAUBER SETTER 5-7 • JUNIOR NEWPORT BEACH, CALIF.	#6 KARLY DROLSON DEFENSIVE SPECIALIST/LIBERO 5-6 • SOPHOMORE DEL MAR, CALIF.
				
#7 MADDY KLINEMAN OUTSIDE HITTER 6-3 • SOPHOMORE MANHATTAN BEACH, CALIF.	#8 CLAIRE FELIX MIDDLE BLOCKER 6-6 • FRESHMAN COLORADO SPRINGS, COLO.	#9 MEGAN MOENOA SETTER 5-8 • JUNIOR LONG BEACH, CALIF.	#10 JENNIE FRAGER MIDDLE BLOCKER 6-5 • FRESHMAN RANCHO SANTA FE, CALIF.	#11 SKYLAR DYKSTRA DEFENSIVE SPECIALIST/LIBERO 5-9 • FRESHMAN REDONDO BEACH, CALIF.
				
#12 MARIANA AQUINO MIDDLE BLOCKER 6-3 • SENIOR CURITIBA, BRAZIL	#13 ZOE NIGHTINGALE MIDDLE BLOCKER 6-3 • JUNIOR SACRAMENTO, CALIF.	#14 MEG NORTON DEFENSIVE SPECIALIST/LIBERO 5-11 • SENIOR PACIFIC PALISADES, CALIF.	#15 HANNAH BOLAND MIDDLE BLOCKER 6-2 • SOPHOMORE SUNNYVALE, CALIF.	#16 RACHEL INOUE DEFENSIVE SPECIALIST/LIBERO 5-6 • SOPHOMORE KAILUA, HAWAI'I
				
#17 KARSTA LOWE OUTSIDE HITTER 6-4 • JUNIOR RANCHO SANTA FE, CALIF.	#19 PHELIX FINCHER DEFENSIVE SPECIALIST/LIBERO 5-5 • SOPHOMORE LOS ANGELES, CALIF.	#20 MADIE SMITH DEFENSIVE SPECIALIST/LIBERO 5-8 • JUNIOR CORONA DEL MAR, CALIF.	#22 JESSYKA NGAUAMO OUTSIDE HITTER 5-11 • FRESHMAN GOLD COAST, QLD, AUSTRALIA	MICHAEL SEALY HEAD COACH FOURTH YEAR UCLA, 1993



#12 MARIANA AQUINO

SENIOR
MIDDLE BLOCKER
6-3

CURITIBA, BRAZIL
PITAGORAS CIDADE JARDIM



SAND 2013

Aquino partnered with Phelix Fincher (1-0) during the inaugural UCLA sand volleyball season ... played several non-scoring matches, but her first official contest was a victory against Santa Clara #5 on April 20.

2012

Played in 29 matches, leading the team with 21 aces and placing second with a .343 hitting percentage and 0.98 blocks per set ... had 10 matches with at least five blocks ... also had 1.12 kills per set and 0.51 digs per set ... had 10 kills, her fourth-career double-figure kills match, and only one error in 16 attempts for a .562 hitting percentage in the NCAA Second Round match against Michigan State on Dec. 1, adding four blocks and an ace ... tied a season high with eight blocks in the NCAA First Round contest versus LIU Brooklyn (Nov. 30) ... had six kills and only one error in eight swings (.625) against USC on Nov. 23 ... posted five blocks, four digs and an ace at Oregon on Nov. 20 ... had five kills against Stanford (Nov. 16) and three kills and three blocks versus California (Nov. 15) ... had two aces, three kills, four digs and three blocks at Utah on Nov. 10 and five kills and no errors in eight attempts (.625) at Colorado on Nov. 9 ... recorded six blocks to go with five digs and an ace at Arizona State on Nov. 3 ... had five kills and five digs on Oct. 28 against Washington ... added a season-high eight blocks to go with three kills and an ace versus Washington State (Oct. 26) ... had four kills and no hitting errors in eight swings (.500) with a career-high four aces on Oct. 14 at California ... went 5-for-10 (.500) with no errors, five blocks, five digs and an ace at Stanford (Oct. 12) ... had four kills and no hitting errors in five attempts (.800) against Arizona on Oct. 7 ... notched five kills and no errors in seven swings (.714) with six blocks on Oct. 5 versus Arizona State ... posted seven kills and no errors in 16 attempts (.438) with five blocks and two aces on Sept. 26 at Washington ... had eight kills to go with an ace at USC on Sept. 19 ... had six blocks and an ace at Hawai'i on Sept. 9 ... recorded two aces against San Diego State (Sept. 8) ... notched six blocks, two aces and four kills and no errors in 10 attempts (.400) on Sept. 1 at UC Santa Barbara ... added four kills and no errors in seven attempts (.571) with three digs and two blocks against Northeastern (Aug. 31) ... posted three kills and five blocks at Nebraska (Aug. 25) and an ace and four blocks versus Notre Dame on Aug. 24.

2011

Appeared in 34 matches and 101 sets with 30 starts ... led the team with 1.12 blocks per set and held a .326 hitting percentage and 1.67 kills per set ... was ninth among Pac-12 players in hitting percentage and bps ... had four kills, four blocks and four digs in the National Championship match against Illinois on Dec. 17 and six kills and four blocks in the National Semifinal contest versus Florida State on Dec. 15 ... posted five kills in both matches during the Regional round, adding four blocks in the Final against Texas (Dec. 10) and three roofs in the Semifinal versus Penn State (Dec. 9) ... had a personal-best 11 blocks on Dec. 3 against San Diego, her third-career match with at least 10 roofs ... added nine kills and only error in 14 attempts for a .571 hitting percentage ... posted three kills and four blocks on Dec. 2 versus Maryland Eastern Shore ... had two kills, two aces and four blocks on Nov. 20 versus Arizona State ... set a career high with 11 kills to go with three blocks on Nov. 11 at

Oregon ... had three double-figure kills matches on the year ... posted nine kills and only one error in 14 attempts (.571) with three blocks on Nov. 4 against Washington ... added five kills and no errors in 10 swings (.500) with three blocks on Nov. 6 versus Washington State ... notched 10 kills on Oct. 29 at Stanford, hitting a personal-best .444 with two errors in 18 attempts ... added seven kills and no errors in 20 swings (.350) on Oct. 28 at California ... had seven kills and only one error in 12 attacks (.500) on Oct. 21 against Colorado ... posted eight kills and six blocks against Oregon on Oct. 15 ... had five kills and no errors in eight attempts (.625) with an ace versus Oregon State on Oct. 14 ... notched six kills, four blocks and two aces on Oct. 8 at Arizona and four kills and four blocks on Oct. 7 at Arizona State ... produced seven kills and no errors in seven attempts for a perfect night at Utah on Sept. 30 ... had 10 kills and a career-high six digs on Sept. 24 against California ... recorded six blocks at Washington State on Sept. 16 ... had five kills and seven blocks at Pepperdine on Sept. 7 ... tallied eight kills and 10 blocks at Hawai'i on Sept. 4, hitting .389 with only one error in 18 swings ... posted eight kills and no errors in 20 attempts (.400) with five blocks and two aces against Ohio State on Sept. 2 ... had four kills, six blocks and an ace against Cal State Fullerton on Aug. 27.

2010

Was named to the All-Pacific-10 Conference Freshman honorable mention team after finishing second on the club with 0.85 blocks per set and a .302 hitting percentage ... added 1.16 kills per set and 1.67 points per set ... produced nine matches with at least four blocks ... had a season-high 10 roofs on three solos and seven assists, to go with six kills and 12.5 points, in the first round of the NCAA Tournament against American on Dec. 3 ... posted seven kills and four blocks in the second round at Texas the following evening ... had five kills and one error in seven attempts for a .571 hitting percentage to go with seven blocks at Oregon State on Nov. 21 ... notched at least five kills and a .500+ hitting percentage on four occasions ... had a season-best eight kills with no errors in 12 swings for a .667 percentage against Washington (Oct. 29) ... tallied seven kills and no errors in 14 attacks (.500) with five roofs against Oregon State on Oct. 22 ... had five or more kills in 10 matches ... produced five kills and four blocks at San Jose State (Sept. 2) and five kills and six blocks against UC Riverside (Sept. 4) ... added seven kills at California on Nov. 6 and five twice against Washington State (Oct. 1 and 31) ... had a season-best four digs with four blocks against Arizona State on Nov. 12 ... added four roofs versus Penn (Sept. 17) and USC (Sept. 24) ... posted aces at Stanford (Nov. 5), Cal (Nov. 6) and Arizona (Nov. 13).

CAREER HIGHS

Kills	11, at Oregon (11/11/11)
Total Attacks	23, at Oregon (11/11/11)
Hitting Pct. (Min. 10 Kills)	.562 (10-1-16), vs. Michigan St. (12/1/12)
Service Aces	4, at California (10/14/12)
Digs	6, vs. California (9/24/11)
Block Solos	3, vs. American (12/3/10)
Block Assists	11, vs. San Diego (12/3/11)
Total Blocks	11 (0-11), vs. San Diego (12/3/11)
Points	14.5, vs. San Diego (12/3/11)



PITAGORAS CIDADE JARDIM/CLUB VOLLEYBALL

Aquino attended Pitagoras Cidade Jardim in Belo Horizonte, Brazil ... was selected to the 2006 and 2008 National Brazilian Junior Team ... finished second at the 2008 Brazilian National League School Championship ... placed fifth at the '07 and '08 Brazilian National Junior Team Championships and third in 2006 ... was third at the '07 National Youth Championship ... played club with Minas Tenis (2008-09), Positivo (2007), Circulo Militar/Dom Bosco (2006) and Parana (2004-05) ... helped Minas to first place at the '08 Local Junior Team Championship ... won Best Blocker Award at the 2006 Minas Tenis Club Championship ... finished first at the '05 Minas Tenis Championship, as well as the '04 and '05 Parana Cup.

PERSONAL

Born Mariana Thomaz de Aquino on May 2, 1991 in Curitiba, Brazil ... parents are Ana Maria and Paulo ... has a younger brother, Henrique ... chose UCLA so she can study and play volleyball and because Los Angeles is a great city ... biggest athletic thrill was playing for the Brazilian National Team ... favorites include the TV show "American Idol", actor Matthew McConaughey and singers Celine Dion, Christina Aguilera, Shania Twain and Demi Lovato ... thing she likes the most about volleyball is blocking and the No. 1 reason she chose to play volleyball was because it's a very competitive and intelligent sport ... enjoys singing, playing guitar, shopping, listening to music and going to the beach ... majoring in business.

CAREER STATISTICS

YEAR	SP	MP-MS	K	K/SET	E	TA	PCT	A	A/SET	SA	SA/SET	SE	DIG	DIG/SET	BS	BA	TOT	BLK/S	BE	BHE	PTS	P/SET
2010	81	27-20	94	1.16	30	212	.302	5	0.06	3	0.04	6	25	0.31	8	61	69	0.85	8	0	135.5	1.67
2011	101	34-30	169	1.67	45	380	.326	12	0.12	12	0.12	26	52	0.51	3	110	113	1.12	13	0	239.0	2.37
2012	98	29-28	110	1.12	28	239	.343	22	0.22	21	0.21	28	50	0.51	5	91	96	0.98	16	0	181.5	1.85
TOTALS	280	90-78	373	1.33	103	831	.325	39	0.14	36	0.13	60	127	0.45	16	262	278	0.99	37	0	556.0	1.99



#14 MEG NORTON

SENIOR

DEFENSIVE SPECIALIST/LIBERO

5-11

PACIFIC PALISADES, CALIF.

HARVARD-WESTLAKE HS



SAND 2013

Norton partnered with Kelly Reeves all season at #1 doubles and advanced to the 16-team Pairs Championship at the AVCA Nationals, posting wins over Pacific and UAB (May 3) ... had an 11-11 record with Reeves, finishing runner-up at the USC Bracket Tournament and third at the USAV Beach Collegiate Challenge ... knocked off #1 teams from LMU twice, the #2 and #3 USC squads and a pair of teams from Hawai'i.

2012

Played in all 31 matches, averaging 1.98 digs per set and posted 15 aces, which was fourth on the team ... had seven double-figure digs contests ... posted seven digs and a kill in the NCAA Second Round match against Michigan State on Dec. 1 ... recorded 13 digs against USC on Nov. 23 ... had six digs at Oregon on Nov. 20 ... posted eight digs and an ace against Stanford on Nov. 16 and five digs and a kill versus California on Nov. 15 ... had five digs at Utah (Nov. 10) and four with an ace at Colorado (Nov. 9) ... recorded 11 digs and an ace at Arizona State on Nov. 3 ... had eight digs against Washington (Oct. 28) and six versus Washington State (Oct. 26) ... posted six digs and an ace against Colorado on Oct. 19 ... had four digs and two aces versus Utah (Oct. 17) ... totaled nine digs and two aces at California on Oct. 14 ... had a career-high 18 digs at Stanford on Oct. 12 ... had four digs and an ace against Arizona on Oct. 7 ... had four digs and an ace at Washington State (Sept. 28) ... posted 11 digs at Washington on Sept. 26 with an ace ... had six digs against Oregon State (Sept. 21) and eight at USC (Sept. 19) ... had 10 digs at Colorado State on Sept. 15 ... posted six digs against Pepperdine (Sept. 12) ... had five digs at Hawai'i on Sept. 9 ... recorded 14 digs at UC Santa Barbara on Sept. 1 ... tallied 12 digs and a kill at Nebraska on Aug. 25 and six digs on Aug. 24 against Notre Dame ... named to the Pac-12 All-Academic honorable mention team.

2011

Played in 24 matches (58 sets), starting three times, and averaged 1.97 digs per set with six aces ... had five double-figure digs matches ... appeared in three sets in the National Championship match against Illinois on Dec. 17, tallying one dig ... recorded four digs in both the Regional Final against Texas (Dec. 10) and the Regional Semifinal versus Penn State (Dec. 9) ... posted six digs against San Diego on Dec. 3 ... had six digs on Nov. 18 against Arizona ... had five digs in one set at Oregon on Nov. 11 and two digs and an ace in three sets at Oregon State on Nov. 12 ... had five digs in three sets on Oct. 29 at Stanford ... posted 10 digs at Arizona State on Oct. 7, adding two aces ... had six digs and an ace at Arizona on Oct. 8 ... had a season-best 11 digs vs. Cal State Northridge on Sept. 12 and 10 versus Utah (Sept. 30), California (Sept. 24) and Pepperdine (Sept. 7) ... added nine digs at Colorado on Oct. 2 and had an ace versus Cal ... started the season opener against Quinnipiac (Aug. 26), posting a team- and career-best 11 kills to go with eight digs and one block ... named to the Pac-12 All-Academic honorable mention team.

2010

Played in 22 matches and 60 sets, making one start at Oregon on Nov. 19 ... had 22 kills, 77 digs (1.28 digs per set), four aces and four blocks ... posted a season-best 10 kills and only two errors in 21 attacks for a .381 hitting percentage in only two sets at CSU Bakersfield on Sept. 9 ... recorded three double-figure digs contests ... had 12 digs and her first career ace at California on Nov. 6 ... added 12 digs against USC (Nov. 26) and 10 with a season-high three aces at Oregon ... produced eight digs against Arizona (Nov. 13), seven digs with one kill in the first round of the NCAA Tournament versus American (Dec. 3) and six against Arizona State (Nov. 12) ... notched six kills and only one error in 10 swings (.500) against Penn on Sept. 17, adding two blocks ... had two kills against UC Riverside (Sept. 4) and at Washington State (Oct. 1).

HARVARD-WESTLAKE HIGH SCHOOL

Norton played both volleyball and track at Harvard-Westlake High School in North Hollywood, Calif. ... was a three-time Mission League MVP ... named All-Area Player of the Year as a senior ... was All-Area and All-CIF first team her final two seasons ... earned Tournament Most Valuable Player honors after helping the Wolverines to a State title in 2007 ... was named a State Division III Athlete of the Year finalist as a sophomore ... coached by Adam Black ... named a Top 25 Sophomore and Senior Ace by PrepVolleyball.com ... played club with Sunshine and was named to the All-Tournament Team at the Junior Olympics in 2009 ... her team finished fifth at JO's in '08 and '09.

PERSONAL

Born Megan Katharine Norton on Dec. 4, 1991 in Santa Monica, Calif. ... parents are Suzanne and Richard ... has two older brothers, Michael and Patrick ... father and grandparents went to UCLA ... lists the No. 1 reason for competing in volleyball as the feeling you get after making a diving save to win a point ... favorites include the TV show "Entourage", the Los Angeles Lakers and singer Kid Cudi ... biggest athletic highlight was winning a State title with Harvard-Westlake and earning MVP honors ... hobbies include going to the beach, reading and paddleboarding ... thing she likes the most about volleyball is being part of a team and being able to compete together ... majoring in business/economics.

CAREER HIGHS

Kills	11, vs. Quinnipiac (8/26/11)
Total Attacks	25, vs. Quinnipiac (8/26/11)
Hitting Pct. (Min. 10 Kills)	.381 (10-2-21), at CSU Bakersfield (9/9/10)
Service Aces	3, at Oregon (11/19/10)
Digs	18, at Stanford (10/12/12)
Block Solos	1, vs. Washington State (10/31/10)
Block Assists	2, vs. Penn (9/17/10)
Total Blocks	2 (0-2), vs. Penn (9/17/10)
Points	11.5, vs. Quinnipiac (8/26/11)



CAREER STATISTICS

YEAR	SP	MP-MS	K	K/SET	E	TA	PCT	A	A/SET	SA	SA/SET	SE	DIG	DIG/SET	BS	BA	TOT	BLK/S	BE	BHE	PTS	P/SET
2010	60	22-1	22	0.37	9	63	.206	7	0.12	4	0.07	5	77	1.28	1	3	4	0.07	2	0	28.5	0.47
2011	58	24-3	11	0.19	6	29	.172	4	0.07	6	0.10	6	114	1.97	0	1	1	0.02	0	0	17.5	0.29
2012	106	31-17	4	0.04	3	15	.067	11	0.10	15	0.14	8	210	1.98	0	0	0	0.00	0	0	19.0	0.18
TOTALS	224	77-18	37	0.17	18	107	.178	22	0.10	25	0.11	19	401	1.79	1	4	5	0.02	2	0	65.0	0.29



#2 KELLY REEVES

SENIOR
OUTSIDE HITTER
6-0

SAN DIEGO, CALIF.
CATHEDRAL CATHOLIC HS



SAND/SUMMER 2013

Reeves was named an AVCA Collegiate Sand Volleyball All-American, the first ever in UCLA history ... partnered with Meg Norton all season at #1 doubles and advanced to the 16-team Pairs Championship at the AVCA Nationals, posting wins over Pacific and UAB (May 3) ... had an 11-11 record with Norton, finishing runner-up at the USC Bracket Tournament and third at the USAV Beach Collegiate Challenge ... knocked off #1 teams from LMU twice, the #2 and #3 USC squads and a pair of teams from Hawai'i ... was selected to play on the Pac-12 All-Star Team, which toured China in June.

2012

Appeared in all 31 matches and was second on the team with 2.53 digs per set and 20 service aces, posting multiple aces in a contest four times ... also had 1.38 kills per set ... had 13 double-figure digs matches ... recorded 13 digs in the NCAA Second Round match against Michigan State (Dec. 1) and eight digs and four kills in the First Round contest versus LIU Brooklyn (Nov. 30) ... recorded a season-best 18 digs against USC on Nov. 23 ... notched 13 digs and seven kills at Oregon on Nov. 20 ... had five kills and nine digs against Stanford on Nov. 16 ... recorded eight kills and no hitting errors in 10 attempts (.800) with seven digs versus California on Nov. 15 ... had 11 digs and nine kills at Utah on Nov. 10 ... tied a career high with five blocks at Arizona State on Nov. 3, adding eight digs, five kills and six assists ... posted seven digs, seven kills and an ace at Arizona (Nov. 2) ... had seven kills and no errors in 15 attempts (.467) with 15 digs against Washington on Oct. 28 ... posted 10 digs, four kills and three blocks versus Washington State on Oct. 26 ... posted six digs and four kills against both Colorado (Oct. 19) and Utah (Oct. 17) ... had seven kills, six digs and two aces on Oct. 14 at California ... tallied her 10th-career double-double with a season-best 14 kills (14th-career, double-figure kills match) and 15 digs at Stanford on Oct. 12 ... had six kills and six digs against Arizona (Oct. 7) and six digs versus Arizona State (Oct. 5) ... recorded 13 digs at Washington on Sept. 26 ... had eight kills, six digs and two aces against Oregon State (Sept. 21) ... totaled 11 digs at USC on Sept. 19 ... had 16 digs at Colorado State on Sept. 15 ... notched eight digs against Pepperdine (Sept. 12) ... posted 13 digs at Hawai'i (Sept. 9) ... tied a career high with three aces against Idaho on Sept. 7 ... recorded 11 digs and two aces at UC Santa Barbara on Sept. 1 ... had a double-double with 10 kills and 11 digs against Notre Dame on Aug. 24 ... had five kills and eight digs at Nebraska on Aug. 25 ... named to the Pac-12 All-Academic honorable mention team.

2011

Played in 32 matches (113 sets), starting 31, and was second on the team with 2.87 digs per set and third with 2.10 kills and 2.51 points per set ... had 20 double-figure digs contests and tallied at least eight in 16 of her last 17 matches of the year ... named to the All-Pac-12 First Team ... had double figures in digs in each of the last four matches of the season, including 16 in the National Championship match against Illinois (Dec. 17) and 10 in the National Semifinal versus Florida State (Dec. 15) ... added seven kills in each of those contests and a career-best three aces against the Seminoles ... was named to the Lexington All-Regional Team ... posted her fourth double-double of the year with 11 kills and 11 digs against Penn State on Dec. 9, hitting .474 with two errors in 19 attempts to go with an ace and three blocks ... it was her sixth double-figure kills contest of the season ... had nine kills and 14 digs versus Texas on Dec. 10 ... notched four kills, five digs and three blocks against

Maryland Eastern Shore on Dec. 2 and seven kills and nine digs versus San Diego on Dec. 3 ... posted 12 digs, five kills and three blocks against USC on Nov. 25 ... had 10 digs, eight kills and two aces versus Arizona State (Nov. 20) ... tallied 10 digs and nine kills against Arizona on Nov. 18 ... had 10 digs and seven kills at Oregon State on Nov. 12 ... produced eight kills and eight digs on Nov. 11 at Oregon ... recorded 18 digs against Washington on Nov. 4, which was one shy of tying a career high ... added eight kills, nine digs and four blocks against Washington State on Nov. 6 and was named Pac-12 Defensive Player of the Week for the second time on Nov. 7 ... had 13 digs and five kills on Oct. 29 at Stanford and eight digs on Oct. 28 at California ... produced double figures in digs on Oct. 21 against Colorado with 12 and five kills and on Oct. 22 versus Utah with 11 and seven kills on only one error in 15 attempts (.400) ... recorded 10 kills, six digs, four blocks and an ace against Oregon on Oct. 15 and 10 digs and an ace versus Oregon State on Oct. 14 ... was named Pac-12 Defensive Player of the Week on Sept. 26 and AVCA National Player of the Week on Sept. 27 after recording a pair of double-doubles against Stanford (Sept. 23) and California (Sept. 24) ... tied a career high with 17 kills and set a new personal best with 19 digs against Stanford ... added 14 digs and a team-best 14 kills with only two errors in 27 attempts for a .444 hitting percentage versus Cal ... recorded eight kills at Washington State (Sept. 16) with only one error in 11 attempts for a .636 hitting percentage ... fell just short of a double-double with nine kills and nine digs at Washington (Sept. 17) with two errors in 16 swings (.438) ... posted 13 digs at Hawai'i on Sept. 4 ... had 10 digs and eight kills at Pepperdine (Sept. 7), 11 digs and six kills at USC (Sept. 9) and 11 digs and eight kills against Cal State Northridge (Sept. 12) ... recorded her first double-double of the season with 10 kills and 12 digs to go with four blocks on Sept. 1 against Long Beach State ... had eight kills and eight digs versus Ohio State on Sept. 2 ... produced a team-high 11 kills and five blocks (career high) against Loyola Marymount (Aug. 27), hitting .409 with only two errors in 22 swings ... named to the Pac-12 All-Academic honorable mention team.

SUMMER 2011

Was the team captain for the U.S. Women's Junior National Team, which finished fourth at the FIVB Women's Junior World Championship in Peru (July 20-31) ... concluded the tournament ranked seventh among all players in points scored with 115, which was second on Team USA ... posted 97 kills, nine blocks and nine service aces ... led the U.S. and was tied for 15th in the tournament in aces ... was second on the squad in kills (sixth in the tournament) and digs with 69 (18th in the tournament) ... led or was tied for the team lead in kills in a match in three of eight contests ... had double figures in kills six times, double figures in digs four times and three double-doubles.

CAREER HIGHS

Kills	17, at Arizona (10/15/10) and vs. Stanford (9/23/11)
Total Attacks	40, vs. Stanford (9/23/11)
Hitting Pct. (Min. 10 Kills)	.484 (17-2-31), at Arizona (10/15/10)
Assists	6, at Arizona State (11/3/12)
Service Aces	3, vs. Florida State (12/15/11) and vs. Idaho (9/7/12)
Digs	19, vs. Stanford (9/23/11)
Block Solos	2, vs. Stanford (10/9/10)
Block Assists	4, Five Times (last at Arizona State, 11/3/12)
Total Blocks	5 (1-4), at LMU (8/27/11) and at ASU (11/3/12)
Points	19.5, at Arizona (10/15/10)



2010

Was named to the Pacific-10 Conference All-Freshman Honorable Mention Team after placing third on the squad with 2.08 digs per set and fourth with 0.17 service aces per set ... added 1.40 kills per set, a .223 hitting percentage and 0.24 blocks per set ... played in all 31 matches, making 20 starts and appearing in 108 sets ... had four double-doubles ... notched season bests in kills (17), points (19.5) and hitting percentage (.484) with only two errors in 31 attempts at Arizona on Oct. 15, adding 10 digs and two service aces ... produced 12 kills, 13 digs and two aces against Saint Mary's (Sept. 3), 11 kills and 11 digs at Cal State Northridge (Sept. 14) and 11 kills and 12 digs at UC Irvine (Sept. 18) ... totaled six double-figure kills contests ... had 12 kills at Hawai'i on Aug. 29 and 11 kills with three blocks at Stanford on Nov. 5 ... recorded 12 double-figure digs matches ... had season highs in digs with 15 and blocks with four against Pepperdine on Sept. 8 ... registered 13 digs against Arizona (Nov. 13), USC (Nov. 26) and in the NCAA First Round match versus American (Dec. 3), 12 digs at USC (Sept. 24) and 10 digs against Washington (Oct. 2), Washington State (Oct. 31) and California (Nov. 6) ... tallied a pair of aces in four matches ... had at least five kills and hit .400 or better on four occasions ... posted two block solos versus Stanford on Oct. 9.

CATHEDRAL CATHOLIC HIGH SCHOOL

Reeves was a two-sport athlete at Cathedral Catholic High School in San Diego, Calif. ... played four years of varsity volleyball and two seasons of varsity basketball ... named All-Western League, All-CIF and All-San Diego County first team each year ... was a two-time Western League and CIF Player of the Year as a sophomore and senior ... as a senior was named an All-American by Under Armour, Max Preps, ESPN and PrepVolleyball.com, San Diego and California Division III Player of the Year

and MVP of the D-3 State Tournament ... holds the school record for kills in a season (584) and San Diego County record for career kills (1,548) and digs (1,658) ... helped the Dons to four league and CIF titles and a pair of State championships in '08 and '09 ... coached by Kelly Drobeck ... was also a two-time, all-league basketball player and All-CIF in '08 ... was a member of the 2010 Junior National Team that won gold at the NORCECA Women's Junior Continental Championships in Tijuana, Mexico in July ... also won gold with the U.S. Youth National Team at the '08 NORCECA Girls' Youth Championships and silver with the USA Select White Team at the '07 USAV High Performance Championships ... was a member of the 2006 USA Select Blue Team that competed at the USAV High Performance, receiving Best Attacker honors ... played club with Encinitas Wave, which were 2008 Junior Olympic Champions ... she was named MVP of that title-winning team and also earned All-Tournament team honors in 2009 (bronze medal) and 2010.

PERSONAL

Born Kelly Beauprey Reeves on April 8, 1992 at the UCLA Hospital ... parents are Jeanne and Mike Reeves ... her mother, who was also her club coach for six years, was a four-year letterwinner (1979-82) at UCLA and ranks 14th on the Bruins' all-time kills list ... she was an All-American in 1982 and an assistant on the '90 and '91 National Championship squads ... has two brothers, Connor and Jake ... her aunt, grandfather and cousin also attended UCLA ... things she likes the most about volleyball are making the spectacular hustle plays, the long rallies and hitting the over passes straight down ... hobbies include fishing with her dad, horseback riding and playing beach volleyball ... biggest athletic thrill was playing on the 2010 U.S. Junior National Team because it challenged her both physically and mentally ... favorites include the movie "The Hangover" and the San Diego Chargers ... majoring in history.

CAREER STATISTICS

YEAR	SP	MP-MS	K	K/SET	E	TA	PCT	A	A/SET	SA	SA/SET	SE	DIG	DIG/SET	BS	BA	TOT	BLK/S	BE	BHE	PTS	P/SET
2010	108	31-20	151	1.40	61	404	.223	16	0.15	18	0.17	22	225	2.08	3	23	26	0.24	4	0	183.5	1.69
2011	113	32-31	237	2.10	95	612	.232	36	0.32	15	0.13	22	324	2.87	4	56	60	0.53	5	0	284.0	2.51
2012	109	31-27	150	1.38	45	361	.291	37	0.34	20	0.18	25	276	2.53	5	32	37	0.34	1	1	191.0	1.75
TOTALS	330	94-78	538	1.63	201	1377	.245	89	0.27	53	0.16	69	825	2.50	12	111	123	0.37	10	1	658.5	1.99



#17 KARSTA LOWE

**JUNIOR
OUTSIDE HITTER
6-4**

**RANCHO SANTA FE, CALIF.
LA COSTA CANYON HS**



SAND 2013

Lowe partnered with Bojana Todorovic (6-3) and Karly Drolson (0-5) during the inaugural UCLA sand volleyball season ... posted wins against #3 squads from Loyola Marymount (April 3), Long Beach State (April 10) and Santa Clara (April 20) ... had three wins versus Hawai'i at the USAV Beach Collegiate Challenge.

2012

Was third on the team with 2.05 kills per set, a .323 hitting percentage and 2.31 points per set ... added 0.47 blocks and 0.46 digs per set ... had seven double-figure kills matches, posting 11 in the NCAA Second Round match against Michigan State on Dec. 1 ... notched four kills and two blocks in the NCAA First Round contest versus LIU Brooklyn (Nov. 30) ... recorded five kills and three blocks against USC on Nov. 23 ... posted 10 kills against Stanford on Nov. 16 ... had three kills in one set versus California on Nov. 15 ... tallied five kills at Utah on Nov. 10 ... had four kills at Arizona (Nov. 2) ... posted six kills and four blocks against Washington State on Oct. 26 ... had three kills in one set against Colorado on Oct. 19 ... notched five kills and no errors in six swings (.833) with two blocks against Arizona State on Oct. 5 ... posted five kills and no errors in seven attacks (.714) at Washington State on Sept. 28 ... produced eight kills at Washington (Sept. 26) ... had 13 kills and seven digs at USC on Sept. 19 ... recorded 10 kills and three blocks at Colorado State on Sept. 15 ... had seven kills and just one error in 14 attempts (.429) against Pepperdine (Sept. 12) ... was named to the Verizon Volleyball Challenge All-Tournament Team after posting 27 kills and a .535 hitting percentage in Hawai'i ... had nine kills and two errors in 17 attempts (.412) at Hawai'i (Sept. 9) ... posted 10 kills and no errors in 16 swings (.625) against San Diego State (Sept. 8) and eight kills and two errors in 10 attacks (.600) versus Idaho (Sept. 7) ... was named Pac-12 Defensive Player of the Week on Sept. 3 after her play at the UCSB Invitational, which earned her All-Tournament Team honors ... posted her first-career double-double with 14 kills and 11 digs on Sept. 1 at UC Santa Barbara ... hit .323 with six digs and an ace ... swung at a personal-best .632 hitting percentage with 12 kills and no errors in 19 attempts with eight digs, three blocks and her first-career ace against Northeastern on Aug. 31 ... had eight kills and only one error in four sets with four blocks at Nebraska (Aug. 25) ... named to the Pac-12 All-Academic honorable mention team.

2011

Played in 19 matches and 41 sets, posting 53 kills (1.29 kps) and 15 blocks ... appeared in one set in both the National Championship match against Illinois (Dec. 17) and the Regional Semifinal versus Penn State (Dec. 9), and played in two sets in the Regional Final against Texas (Dec. 2) ... had three kills in as many attempts with one block on Dec. 2

against Maryland Eastern Shore ... started and posted 12 kills on Nov. 25 against USC ... made her first career start on Nov. 20 against Arizona State and had seven kills and a season-best five blocks ... had three kills and two blocks in four sets on Nov. 11 at Oregon ... had four kills and only one error in nine attempts in two sets on Oct. 28 at California ... played one set on Oct. 29 at Stanford ... had five kills on Oct. 21 against Colorado ... had five kills in as many attempts in three sets against Oregon State on Oct. 14 ... played in one set versus Oregon on Oct. 15 and had one block assist ... produced two kills and a block in one set at Colorado on Oct. 2 ... had four kills and two digs at Washington State on Sept. 16 ... posted two kills in two sets at Pepperdine on Sept. 7 ... played three sets at Hawai'i on Sept. 4 and had three kills and two blocks ... appeared in all three sets against Cal State Fullerton on Aug. 27, sporting three kills and no errors in six attempts with one block assist.

LA COSTA CANYON HIGH SCHOOL

Lowe played two years of varsity volleyball at La Costa Canyon High School in Carlsbad, Calif. ... named San Diego Section All-CIF, All-Avocado League and All-Academic First Team as a senior ... also earned San Diego Union Tribune Athlete of the Week honors in '10 ... paced LCC with 2.7 kills per set as a senior, adding 44 blocks and 31 digs ... helped the Mavericks to their seventh-straight, CIF Division I title ... coached by Pat McDougall ... played club with Encinitas Wave Volleyball, which qualified for the Open Division JO's in '10 and '11.

PERSONAL

Born Karsta Frances Lowe on Feb. 2, 1993 in San Diego, Calif. ... parents are Irene and Dalton Lowe ... has two older brothers, Roger and Griffin, who graduated from UCLA in 2011 and was a member of the Bruin men's rowing club team ... chose to attend UCLA because of the combination of stellar academics and athletics ... favorites include the movie "Inception", the TV show "Friday Night Lights" and the San Diego Padres ... thing she likes the most about volleyball is working as a team to win ... hobbies include hiking, swimming and going to the beach ... biggest athletic thrill is winning CIF her junior year against Torrey Pines ... favorite academic class is history ... majoring in geography/environmental studies.

CAREER HIGHS

Kills	14, at UC Santa Barbara (9/1/12)
Total Attacks	31, at UC Santa Barbara (9/1/12)
Hitting Pct. (Min. 10 Kills)	.632 (12-0-19), vs. Northeastern (8/31/12)
Service Aces	1, vs. Northeastern (8/31/12) and at UCSB (9/1/12)
Digs	11, at UC Santa Barbara (9/1/12)
Block Assists	6, at UC Santa Barbara (9/1/12)
Total Blocks	6 (0-6), at UC Santa Barbara (9/1/12)
Points	18.0, at UC Santa Barbara (9/1/12)



CAREER STATISTICS

YEAR	SP	MP-MS	K	K/SET	E	TA	PCT	A	A/SET	SA	SA/SET	SE	DIG	DIG/SET	BS	BA	TOT	BLK/S	BE	BHE	PTS	P/SET
2011	41	19-2	53	1.29	19	133	.256	0	0.00	0	0.00	1	3	0.07	0	15	15	0.37	0	0	60.5	1.46
2012	83	29-4	170	2.05	60	341	.323	2	0.02	2	0.02	9	38	0.46	0	39	39	0.47	3	0	191.5	2.30
TOTALS	124	48-6	223	1.80	79	474	.304	2	0.02	2	0.02	10	41	0.33	0	54	54	0.44	3	0	252.0	2.03



#9 MEGAN MOENOA

**JUNIOR
SETTER
5-8**

**LONG BEACH, CALIF.
LAKEWOOD HS**



SAND 2013

Moenoa partnered with Bojana Todorovic (2-4) and Maddy Klineman (0-3) during the inaugural UCLA sand volleyball season ... had wins against Loyola Marymount #3 on March 16 and LMU #4 on March 17 at the USC Bracket Tournament.

2012

Has started 14 of the 22 matches she has played in and was second on the team with 10.31 assists per set, third with 0.72 blocks per set and fourth with 2.06 digs per set ... also had 13 service aces and 30 kills ... recorded her third-career double-double with 44 assists and 10 digs in the NCAA Second Round match versus Michigan State on Dec. 1, adding an ace ... had 25 assists, five digs and an ace in two sets in the NCAA First Round contest against LIU Brooklyn (Nov. 30) ... had 32 assists, six digs, four blocks, three kills and an ace in three sets against USC on Nov. 23 ... posted 19 assists, five digs and three blocks at Oregon on Nov. 20 ... had 30 assists and seven digs at Arizona on Nov. 2 ... had 36 assists and five digs against Washington on Oct. 28 ... recorded a double-double with 34 assists and 12 digs versus Washington State (Oct. 26) ... posted 22 assists, three digs, three blocks, three kills and an ace against Colorado on Oct. 19 ... had 24 assists and seven digs at California (Oct. 14) ... posted a career-high 66 assists and 16 digs for her first-ever double-double at Stanford on Oct. 12, adding two aces ... had a career-best three aces to go with 28 assists, five digs and three blocks against Arizona on Oct. 7 ... posted 33 assists, five digs and three kills versus Arizona State (Oct. 5) ... recorded 41 assists, three kills and five digs at Washington State on Sept. 28 ... had 40 assists, six digs and an ace in three sets at Washington (Sept. 26) ... posted 45 assists to go with six digs and four blocks at Colorado State on Sept. 15 ... had 44 assists and a personal-high six blocks at Hawai'i on Sept. 9, adding nine digs and an ace ... notched 26 assists, an ace and four digs against San Diego State on Sept. 8 ... had 31 assists and nine digs at UC Santa Barbara on Sept. 1 ... started the season opener against Notre Dame on Aug. 24 and had 35 assists to go with six digs, four blocks, three kills and an ace ... named to the Pac-12 All-Academic honorable mention team.

2011

Played in 19 matches (34 sets), making four starts ... recorded 182 assists (5.35 per set) and 26 digs (0.76 per set) ... had 20 assists and a season-best seven digs on Nov. 25 against USC ... posted 24 assists and three digs versus Arizona State on Nov. 20 ... had eight assists and one dig in one set at Oregon on Nov. 11 ... posted 15 assists, three digs and two kills on Oct. 21 against Colorado and five assists on Oct. 22 versus Utah ... had 12 assists and a block assist on Oct. 14 against Oregon State ... posted six assists and a kill versus California on Sept.

24 ... recorded 13 assists in two sets at Washington on Sept. 17 and two kills and five assists in one set against Cal State Northridge on Sept. 12 ... had 29 assists, six digs, five blocks and three kills in three sets versus Ohio State on Sept. 2 ... posted 31 assists, two kills and three blocks against Quinnipiac on Aug. 26.

LAKEWOOD HIGH SCHOOL

Moenoa was a four-year varsity setter at Lakewood High School in Lakewood, Calif. ... was named an ESPN Rise All-American, CIF First Team and Moore League Co-Player of the Year as a senior, ranking 10th on PrepVolleyball's Senior Aces list ... earned Moore League Co-POY as a junior in 2009 and was also a three-time Press Telegram Dream Team honoree, a four-team All-League winner and a two-time Lakewood High School Athlete of the Year ... coached by Mike Wadley ... helped the Lancers to the 2007 State Championship, also helping her team reach the CIF semifinals in '10 ... was selected to the U.S. Women's Junior National Training Team in 2010 ... played club with Mizuno Long Beach, which were gold medalists at the 2009 Junior Nationals ... also aided Mizuno to silver at the 2008 Junior Nationals, receiving All-Tournament Team honors.

PERSONAL

Born Megan Alexandra Moenoa on July 8, 1993 in Bellflower, Calif. ... parents are Kathie and Joe Moenoa ... has an older brother, Jeremy ... chose to attend UCLA because it is close to home and important to her that her family would be able to watch her play ... favorites include the Los Angeles Lakers, the TV show "Khloe & Lamar", the movie "The Blind Side" and singers Tupac, Drake and Beyonce ... thing she loves the most about volleyball is scheming and finding ways to win ... hobbies include listening to music and spending quality time with her family and friends ... biggest athletic thrill in her career was beating #1-ranked Harvard-Westlake in the second round of the playoffs in 2010 ... favorite academic classes are english and math ... majoring in sociology.

CAREER HIGHS

Kills	3, Six Times (last vs. USC, 11/23/12)
Total Attacks	9, vs. Notre Dame (8/24/12)
Assists	66, at Stanford (10/12/12)
Service Aces	3, vs. Arizona (10/7/12)
Digs	16, at Stanford (10/12/12)
Block Solos	1, vs. Washington (11/4/11), vs. Colorado (10/19/12) and vs. Washington (10/28/12)
Block Assists	6, at Hawai'i (9/9/12)
Total Blocks	6 (0-6), at Hawai'i (9/9/12)
Points	6.0, Four Times (last vs. USC, 11/23/12)



CAREER STATISTICS

YEAR	SP	MP-MS	K	K/SET	E	TA	PCT	A	A/SET	SA	SA/SET	SE	DIG	DIG/SET	BS	BA	TOT	BLK/S	BE	BHE	PTS	P/SET
2011	34	19-4	10	0.29	1	25	.360	182	5.35	0	0.00	8	26	0.76	1	11	12	0.35	0	2	16.5	0.47
2012	65	22-14	30	0.46	10	72	.278	670	10.31	13	0.20	18	134	2.06	2	45	47	0.72	11	4	67.5	1.03
TOTALS	99	41-18	40	0.40	11	97	.299	852	8.61	13	0.13	26	160	1.62	3	56	59	0.60	11	6	84.0	0.85



#13 Zoë NIGHTINGALE

**JUNIOR
MIDDLE BLOCKER
6-3**

**SACRAMENTO, CALIF.
ST. FRANCIS HS**



SAND 2013

Nightingale partnered with Becca Strehlow (6-14) at #2 doubles during the inaugural UCLA sand volleyball season ... advanced to the AVCA National Championships ... defeated pairs from Loyola Marymount three times, USC #4 (March 17) and Nebraska (March 21).

2012

Was named All-Pac-12 Honorable Mention after leading the Bruins with 1.36 blocks per set and a .365 hitting percentage ... was third on the team with 18 block solos and fourth with 1.46 kills per set and 2.26 points per set ... started all 31 matches ... had 15 matches with at least five blocks ... recorded four kills and three blocks in the NCAA Second Round match against Michigan State on Dec. 1 ... had five kills and no errors in eight swings (.625) with three blocks versus LIU Brooklyn (Nov. 30) in the NCAA First Round contest ... set a personal best with 14 blocks against USC on Nov. 23 ... three of the roofs were solo to go along with four kills ... posted five kills and no errors in 11 attempts (.455) with four blocks at Oregon on Nov. 20 ... had five kills and only one error in 10 attempts (.400) against Stanford on Nov. 16 and six kills and one miscue in 10 swings (.500) on Nov. 15 versus California ... had eight blocks to go with seven kills at Utah on Nov. 10 ... recorded her fifth-career, double-figure kills match and second of the year with 10 kills at Colorado, hitting a personal-best .643 with only one error in 14 attempts ... had seven blocks on Nov. 3 at Arizona State ... went for a career high in kills with 11 against Washington on Oct. 28, hitting .421 and adding four blocks ... posted five kills versus Washington State (Oct. 26) ... totaled seven blocks, including three solos, against Colorado on Oct. 19 ... had six kills, six blocks and a .400 hitting percentage at California on Oct. 14 ... notched seven kills and seven blocks at Stanford (Oct. 12) ... recorded seven blocks against Arizona (Oct. 7) and five roofs with four kills versus Arizona State on Oct. 5 ... had nine kills and just one error in 14 swings (.571) with a career-best four digs and an ace at Washington State on Sept. 28 ... posted eight blocks at Washington (Sept. 26) ... also had nine kills and no errors in 18 attempts (.500 hitting percentage) against the Huskies ... had six roofs against Oregon State on Sept. 21 ... registered seven blocks and six kills at Colorado State on Sept. 15 ... had seven blocks at Hawai'i on Sept. 9 ... posted five roofs against San Diego State (Sept. 8) ... recorded six kills and no errors in eight attempts (.750) with her first two career service aces versus Idaho on Sept. 7 ... had eight kills and no hitting errors in 13 attempts (.615) with four blocks on Sept. 1 at UC Santa Barbara and was named to the UCSB Invitational All-Tournament Team ... added three kills and no errors in seven attempts (.429) with five blocks against Northeastern (Aug. 31) ... recorded five kills and six blocks against Notre Dame (Aug. 24) and six kills and four

blocks versus Nebraska, hitting over .333 in both contests ... named to the Pac-12 All-Academic honorable mention team.

2011

Played in 30 matches (90 sets), making 25 starts ... averaged 1.41 kills and 0.81 blocks per set ... recognized on the Pac-12 All-Freshman honorable mention team ... named to the NCAA All-Tournament Team after recording eight kills and 11 blocks in the National Championship match against Illinois on Dec. 17 ... added three kills and three blocks in the National Semifinal versus Florida State on Dec. 15 ... posted five kills and three blocks on Dec. 10 in the Regional Final against Texas and four kills and no errors in 10 attempts with three blocks on Dec. 9 in the Regional Semifinal versus Penn State ... had two kills, three digs and a block against San Diego on Dec. 3 ... recorded four kills and three blocks at Oregon on Nov. 11 ... tied a season high with 10 kills and swung at a .600 hitting percentage with only one error in 15 attempts on Nov. 4 against Washington ... equaled a season best with 10 kills on Oct. 28 at California with only two errors in 19 attempts (.421) and three blocks ... had four kills and two blocks on Oct. 29 at Stanford ... posted eight kills and a team-best six blocks on Oct. 21 against Colorado ... had six kills and only one error in 11 attacks (.455) with three blocks on Oct. 22 versus Utah ... notched a season-high 10 kills to go with two blocks on Oct. 14 against Oregon State ... added three kills and three blocks on Oct. 15 versus Oregon ... produced six kills and only one error in 14 attempts (.357) on Oct. 8 at Arizona with two blocks ... was named Pac-12 Freshman of the Week on Sept. 26 after recording six kills and a team-high seven blocks against California on Sept. 24 ... had no hitting errors in 11 swings, also posting four block solos ... recorded seven kills and only two errors in 12 swings (.417) at USC on Sept. 9, adding two blocks ... posted eight kills and four blocks against Long Beach State on Sept. 1 ... started both contests on Aug. 27 and had four kills against Cal State Fullerton and Loyola Marymount ... hit .444 with no errors in nine attempts against the Titans and hit .429 with one error in seven swings to go with two blocks versus the Lions.

CAREER HIGHS

Kills	11, vs. Washington (10/28/12)
Total Attacks	26, vs. Long Beach State (9/1/11)
Hitting Pct. (Min. 10 Kills)	.643 (10-1-14), at Colorado (11/9/12)
Service Aces	2, vs. Idaho (9/7/12)
Digs	4, at Washington State (9/28/12)
Block Solos	4, vs. California (9/24/11)
Block Assists	11, vs. USC (11/23/12)
Total Blocks	14 (3-11), vs. USC (11/23/12)
Points	14.0, vs. Illinois (12/17/11)



ST. FRANCIS HIGH SCHOOL

Nightingale was a four-year letterwinner at St. Francis High School in Sacramento, Calif. ... was named the Sacramento Bee Player of the Year as a senior and was ranked 19th on PrepVolleyball's Senior Aces list ... earned three Delta River League Most Valuable Player, All-Metro First Team and All-City First Team awards ('08-'10) and a pair of All-CIF First Team honors ('09-'10) ... named Sacramento Female Athlete of the Year in 2011 ... received All-American accolades from PrepVolleyball, AVCA Under Armour, MaxPreps and ESPN Rise ... produced 1,236 kills and 1,146 digs in her four years at St. Francis ... helped the Troubadours to four straight undefeated league titles, a Division II Section championship as a junior and a Division I second-place finish as a senior ... led St. Francis in kills (423), blocks (88) and digs (360) as a senior and was first in the CIF Sac-Joaquin Section in blocks with 109 and digs with 428 as a junior (fourth with 415 kills) ... coached by Alynn Wright ... played club with Force Volleyball ... participated in Junior Nationals

from 2006-11.

PERSONAL

Born Zoë Anne Nightingale on June 8, 1993 in Sacramento, Calif. ... parents are Cheryl and Jeffrey Nightingale ... has one younger sister, Noa ... says the top reasons she competes in volleyball are the highs and lows of the game and cheering with her team after someone gets an amazing block or kill at a crucial point ... favorites include the TV show "Flight of the Concorde", the movie "Bridesmaids", P.F. Chang's lettuce wraps and the San Francisco Giants ... chose to attend UCLA because of the great team, great coaches, great degree and great area ... hobbies include going to the beach, yoga, pretending to surf, hiking and roaming around ... favorite classes are anatomy and physiology ... majoring in sociology.

CAREER STATISTICS

YEAR	SP	MP-MS	K	K/SET	E	TA	PCT	A	A/SET	SA	SA/SET	SE	DIG	DIG/SET	BS	BA	TOT	BLK/S	BE	BHE	PTS	P/SET
2011	90	30-25	127	1.41	53	301	.246	4	0.04	0	0.00	4	19	0.21	12	61	73	0.81	7	0	169.5	1.88
2012	112	31-31	164	1.46	38	345	.365	9	0.08	4	0.04	2	28	0.25	18	134	152	1.36	13	1	253.0	2.26
TOTALS	202	61-56	291	1.44	91	646	.310	13	0.06	4	0.02	6	47	0.23	30	195	225	1.11	20	1	422.5	2.09



#20 MADIE SMITH

JUNIOR
DEFENSIVE SPECIALIST/LIBERO
5-8

CORONA DEL MAR, CALIF.
CORONA DEL MAR HS



2012

Smith did not play during the 2012 season.

2011

Started and played all three sets against Quinnipiac on Aug. 26 and had a team-best 11 digs and her first career ace ... played in one set against Northridge on Sept. 12 and had one assist and one dig and also played one set against Oregon State on Oct. 14.

2010

Played in nine matches and 23 sets, making two starts at Arizona (Oct. 15) and Arizona State (Oct. 16) ... had one kill, 108 assists and 47 digs (2.04 digs per set) ... posted her first-career, double-double with 52 assists and 12 digs at Arizona with her first-ever kill ... had 53 assists, five digs and three block assists the next evening at Arizona State ... produced her first match with double figures in digs with 10 at Hawai'i on Aug. 29 ... tallied seven digs at CSU Bakersfield (Sept. 9), five in her first career match against Kansas State on Aug. 27, three versus San Diego (Aug. 28) and Penn (Sept. 17) and two against UC Riverside on Sept. 4.

CORONA DEL MAR HIGH SCHOOL

Smith was a four-year letterwinner in volleyball at Corona del Mar High School in Newport Beach, Calif. ... was a four-time Pacific Coast League honoree, earning first-team honors her last three seasons and Most Valuable Player accolades as a senior and sophomore ... named All-CIF first team and Daily Pilot Dream Team from 2007-09 and Orange County Register All-County Team in '08 and '09 ... three-time team captain ... led Orange County with 1,098 assists as a senior, adding 23 aces, 92 kills and 254 digs ... coached by Darryl Gan ... helped the Sea Kings to a pair of CIF Division II and CIF Southern Section State runner-up finishes in 2008 and 2009, as well as four league titles ... played club with Orange County Volleyball.

PERSONAL

Born Madison Alexandra Smith on Nov. 5, 1991 in Villa Park, Calif. ... parents are Terry and Scott Smith ... is the youngest of four children, with sisters Morgan and Jordan and brother Adam ... comes from a long lineage of Bruin alums, becoming the 10th family member to attend UCLA ... father and all three siblings came to UCLA and both sisters (Morgan, 2002-03; Jordan, 2005-06) played on the women's volleyball team ... grandfather Tony Curcillo was coach Woody Hayes' first quarterback at Ohio State in 1951 ... favorites include eating Nana's spaghetti and meatballs and NFL quarterback Tim Tebow ... thing she likes the most about volleyball is the team aspect and the closeness of the team ... hobbies include going to the beach and church, spending time with friends and family and watching the TV show "Friends" ... says her biggest athletic thrill was winning a National Championship in 2011 ... majoring in sociology.

CAREER HIGHS

Kills	1, at Arizona (10/15/10)
Total Attacks	7, at Arizona (10/15/10)
Assists	53, at Arizona State (10/16/10)
Service Aces	1, vs. Quinnipiac (8/26/11)
Digs	12, at Arizona (10/15/10)
Block Assists	3, at Arizona State (10/16/10)
Total Blocks	3 (0-3), at Arizona State (10/16/10)
Points	1.5, at Arizona State (10/16/10)

CAREER STATISTICS

YEAR	SP	MP-MS	K	K/SET	E	TA	PCT	A	A/SET	SA	SA/SET	SE	DIG	DIG/SET	BS	BA	TOT	BLK/S	BE	BHE	PTS	P/SET
2010	23	9-2	1	0.04	2	11	-.091	108	4.70	0	0.00	2	47	2.04	0	3	3	0.13	1	4	2.5	0.09
2011	5	3-1	0	0.00	0	0	.000	1	0.20	1	0.20	1	12	2.40	0	0	0	0.00	0	0	1.0	0.20
TOTALS	28	12-3	1	0.04	2	11	-.091	109	3.89	1	0.04	3	59	2.11	0	3	3	0.11	1	4	3.5	0.11



#5 MONICA STAUBER

JUNIOR
SETTER
5-7

NEWPORT BEACH, CALIF.
MATER DEI HS/HAWAI'I

HAWAI'I - 2012

Stauber played in all 30 Hawai'i matches (75 sets), recording 142 assists (1.89 per set), two aces and 49 digs (0.65 dps) ... totaled double figures in assists four times, including a season-best 16 with five digs against UCLA on Sept. 9 ... posted 14 assists, an ace and a kill at Cal State Fullerton (Sept. 22) and 13 assists and a kill versus Cal Poly (Nov. 3) ... set a career best in digs with eight at UC Irvine (Oct. 27).

HAWAI'I - 2011

Played in 30 matches (74 sets), notching 82 assists (1.11 per set), four aces and 45 digs (0.61 dps) ... had a season-best 16 digs against Louisiana Tech on Nov. 10 ... season high in digs came versus Pacific (Sept. 9) with seven.

MATER DEI HIGH SCHOOL

Stauber was a four-year setter and libero at Mater Dei High School in Santa Ana, Calif. ... was a two-time Trinity League Most Valuable Player in 2009 and 2010 ... named league Defensive Player of the Year in '08 ... was an honor roll student all four years ... coached by Jimmy Muñoz ... played club for Mizuno Long Beach, finishing second at the 2009 Junior Olympics and earning All-Tournament honors.

PERSONAL

Born Monica Lahela Stauber on July 7, 1993 in Orange, Calif. ... parents are Cathy and Dan Stauber ... has two older brothers, Charley and Louie ... things she likes the most about volleyball are the team aspect and commitment ... says the No. 1 reason she plays the sport is the competitiveness and leadership role ... athlete she admires the most is volleyball star Misty May-Treanor ... favorite professional sports team is the 2012 Stanley Cup Champion Los Angeles Kings ... majoring in sociology.

CAREER HIGHS AT HAWAI'I

Kills	1, Three Times
Total Attacks	2, Two Times
Assists	16, Two Times
Service Aces	1, Six Times
Digs	8, at UC Irvine (10/27/12)
Block Assists	1, Two Times
Total Blocks	1, Two Times
Points	2.0, at Cal State Fullerton (9/22/12)

CAREER STATISTICS (2011-2012 AT HAWAI'I)

YEAR	SP	MP-MS	K	K/SET	E	TA	PCT	A	A/SET	SA	SA/SET	SE	DIG	DIG/SET	BS	BA	TOT	BLK/S	BE	BHE	PTS	P/SET
2011	74	30-0	0	0.00	0	0	.000	82	1.11	4	0.05	2	45	0.61	0	1	1	0.01	0	1	4.5	0.06
2012	75	30-0	3	0.04	0	8	.375	142	1.89	2	0.03	3	49	0.65	0	1	1	0.01	0	4	5.5	0.07
TOTALS	149	60-0	3	0.02	0	8	.375	224	1.50	6	0.04	5	94	0.63	0	2	2	0.01	0	5	10.0	0.07



#15 HANNAH BOLAND

**SOPHOMORE
MIDDLE BLOCKER
6-2**

**SUNNYVALE, CALIF.
CASTILLEJA HS**



2012

Boland played in 12 matches (21 sets) and averaged 1.00 kills and 0.57 blocks per set ... appeared in one set in the NCAA First Round match against LIU Brooklyn (Nov. 30) and had one kill in three attempts ... tied a season high with four kills to go with a block solo against Utah on Oct. 17 ... had a kill, a block and a dig in one set at California on Oct. 14 ... started at Washington State on Sept. 28 and had three kills and no errors in five swings with one block ... had a career-high four kills against Oregon State on Sept. 21 ... posted one kill in one set at USC (Sept. 19) ... made her first-career start on Sept. 15 at Colorado State, notching two kills and four blocks ... recorded two kills and no errors in three attempts with one block on Sept. 7 against Idaho ... made her collegiate debut in the third set against Northeastern on Aug. 31, posting three kills in six attempts with three blocks (one solo).

CASTILLEJA HIGH SCHOOL

Boland was a four-year, middle blocker/outside hitter at Castilleja High School in Palo Alto, Calif. ... was a three-time, First Team West Bay Athletic League honoree (2009-11) ... named to the MaxPreps California All-State Division V First Team and was San Jose Mercury News All-Area Honorable Mention as a senior ... had 369 kills, 26 aces and 110 blocks in her final season, also serving as a team captain ... helped the Gators to a Central Coast Section Championship in 2011, Division V NorCal titles in '08 and '09 and a Division V State Championship in 2008 ... coached by Tracie Meskeil ... played club with Vision Volleyball, serving as a team captain in 2012 ... earned bronze medals at the 18 Open Junior Olympics (2011-12) and the 17 Open JO's (2010) ... participated with USA Volleyball High Performance (2009-10).

PERSONAL

Born Hannah Katherine Boland on March 30, 1994 in Bristol, England ... parents are Sue and Michael Boland ... is an only child ... chose to attend UCLA because it has a perfect balance of athletics and academics ... things she likes the most about volleyball are the team spirit and the aggressive nature of the offense ... favorite academic class is English ... hobbies include swimming, snowboarding, going to concerts, and discovering new restaurants ... lists her biggest athletic thrill as having the opportunity to compete at the collegiate level ... favorites include actress Anne Hathaway, the band LCD Soundsystem, Olympic Gold-Medal winning gymnast Gabby Douglas and the TV show "Project Runway" ... majoring in global studies.

CAREER HIGHS

Kills	4, vs. Oregon State (9/21/12) and vs. Utah (10/17/12)
Total Attacks	9, vs. Utah (10/17/12)
Digs	1, at Colorado State (9/15/12) and at California (10/14/12)
Block Solos	1, vs. Northeastern (8/31/12) and vs. Utah (10/17/12)
Block Assists	4, at Colorado State (9/15/12)
Total Blocks	4 (0-4), at Colorado State (9/15/12)
Points	5.0, vs. Northeastern (8/31/12) and vs. Utah (10/17/12)

CAREER STATISTICS

YEAR	SP	MP-MS	K	K/SET	E	TA	PCT	A	A/SET	SA	SA/SET	SE	DIG	DIG/SET	BS	BA	TOT	BLK/S	BE	BHE	PTS	P/SET
2012	21	12-3	21	1.00	7	43	.326	2	0.10	0	0.00	1	2	0.10	2	10	12	0.57	4	1	28.0	1.33



#6 KARLY DROLSON

SOPHOMORE DEFENSIVE SPECIALIST/LIBERO 5-6

DEL MAR, CALIF.
TORREY PINES HS

SAND 2013

Drolson partnered with Rachel Inouye (3-5) and Karsta Lowe (0-5) during the inaugural UCLA sand volleyball season ... won matches against Loyola Marymount #4 (April 3), Santa Clara #3 (April 20) and LMU at the USAV Beach Collegiate Challenge (April 21).

2012

Played in 19 matches, averaging 1.66 digs per set ... recorded nine digs and an ace in the NCAA Second Round match against Michigan State (Dec. 1) ... had one digs in two sets against USC on Nov. 23 ... started at libero on Nov. 20 at Oregon and had 12 digs and her first career ace ... had four digs at Utah on Nov. 10 ... notched two digs in two sets at Washington on Sept. 26 ... had two digs in one set against Oregon State on Sept. 21 ... posted her first-career, double-figure digs match with 13 at UC Santa Barbara on Sept. 1 ... had six digs against Northeastern on Aug. 31 and seven digs versus Notre Dame on Aug. 24.

TORREY PINES HIGH SCHOOL

Drolson was a two-sport athlete at Torrey Pines High School in San Diego, Calif. ... played on the volleyball team for three years and the gymnastics squad for one season ... named MaxPreps California All-State Division I First Team, Palomar League Player of the Year and All-San Diego, All-North County and All-Palomar First Team as a senior ... helped the Falcons to a league title, a San Diego Section Championship and a State Tournament berth in 2011 ... coached in volleyball by Brennan Dean ... earned Union Tribune All-Academic Team and TPHS Scholar Athlete honors ... played club with Wave Volleyball and helped them to a title at the 2011 Northeast J.O. Qualifier, serving as a team captain.

PERSONAL

Born Karly Caye Drolson on March 26, 1994 in La Jolla, Calif. ... parents are Candace and Paul Drolson ... has one older sister, Kaitlin, who played golf at Pepperdine for four years and has played in the 2009 and '10 U.S. Women's Open and U.S. Women's Amateur ... chose to attend UCLA because it was her #1 choice and because it's the greatest school on Earth ... thing she likes the most about volleyball is the competitiveness ... favorites include watching ESPN, the movie "Finding Nemo", singer Taylor Swift and the San Diego Chargers ... biggest athletic thrills of her career have been becoming a member of the UCLA women's volleyball team and winning a Gold Medal with USA High Performance ... hobbies include surfing and playing beach volleyball ... athlete she admires is Misty May-Treanor for her defensive play and passion for the sport ... undecided on a major.

CAREER HIGHS

Total Attacks	1, at Oregon (11/20/12)
Assists	3, vs. Michigan State (12/1/12)
Service Aces	1, at Oregon (11/20/12) and vs. Michigan State (12/1/12)
Digs	13, at UC Santa Barbara (9/1/12)
Points	1, at Oregon (11/20/12) and vs. Michigan State (12/1/12)

CAREER STATISTICS

YEAR	SP	MP-MS	K	K/SET	E	TA	PCT	A	A/SET	SA	SA/SET	SE	DIG	DIG/SET	BS	BA	TOT	BLK/S	BE	BHE	PTS	P/SET
2012	35	19-1	0	0.00	0	1	.000	10	0.29	2	0.06	6	58	1.66	0	0	0	0.00	0	0	2.0	0.06





PHOTO COURTESY OF RICKY BASSMAN



#19 PHELIX FINCHER

SOPHOMORE
DEFENSIVE SPECIALIST/LIBERO
5-5

LOS ANGELES, CALIF.
CAMPBELL HALL HS



SAND 2013

Fincher partnered with Mariana Aquino (1-0) and Maddy Klineman (1-3) during the inaugural UCLA sand volleyball season ... played some non-scoring matches, but her first official contest was a victory with Aquino against Santa Clara #5 on April 20 ... also won with Klineman versus Santa Clara on April 21.

2012

Made her collegiate debut in the second set on Aug. 31 against Northeastern ... also played the third set against Idaho on Sept. 7 and Oregon State on Sept. 21.

CAMPBELL HALL HIGH SCHOOL

Fincher played three years of volleyball at Campbell Hall High School in North Hollywood, Calif. ... played libero and outside hitter ... named All-Alpha League Second Team in 2011 ... helped the Vikings to a berth in the CIF Southern Section Tournament ... coached by Jesse Quiroz, Turhan Douglas and Walt Ker ... played club with Legacy, which won the 2011 Festival in Phoenix, Ariz.

PERSONAL

Born Phelix Imogen Fincher on April 25, 1994 in Los Angeles, Calif. ... parents are Ceán Chaffin and David Fincher ... chose to attend UCLA because the Bruins have always been her favorite college sports team ... favorite class is English ... thing she likes the most about volleyball is the strategy and competition it takes to win ... hobbies include swimming and hiking ... biggest athletic thrills have been her Senior Night in high school when she performed the best she ever had and when her club team won Festival ... favorites include the television show "True Blood", Denver Broncos quarterback Peyton Manning, the movie "The Incredibles" and singer Neil Young ... majoring in sociology.

CAREER STATISTICS

YEAR	SP	MP-MS	K	K/SET	E	TA	PCT	A	A/SET	SA	SA/SET	SE	DIG	DIG/SET	BS	BA	TOT	BLK/S	BE	BHE	PTS	P/SET
2012	3	3-0	0	0.00	0	0	.000	0	0.00	0	0.00	0	0	0.00	0	0	0	0.00	0	0	0.0	0.00



#16 RACHEL INOUE

**SOPHOMORE
DEFENSIVE SPECIALIST/LIBERO
5-6**

**KAILUA, HAWAI'I
PUNAHOU SCHOOL**

SAND 2013

Inouye partnered with Maddy Klineman (2-3) and Karly Drolson (3-5) during the inaugural UCLA sand volleyball season ... recorded the first-ever doubles victory for UCLA sand volleyball with Klineman on March 16 against Loyola Marymount ... also had a win with Klineman on March 21 versus Nebraska #5 and with Drolson versus LMU #4 (April 3), Santa Clara #3 (April 20) and LMU (April 21).

2012

Made her collegiate debut in the second set against Idaho (Sept. 7) and had three digs.

PUNAHOU SCHOOL

Inouye was a three-year letterwinner at libero and defensive specialist at Punahou School in Honolulu, Hawai'i ... helped the Buff n' Blu to Interscholastic League Championships in each of her last three seasons ... Punahou were State champs in 2011 and State runner-up in '09 and '10 ... coached by Peter Balding ... played club with 'Imi 'Ike Volleyball ... made the All-Tournament Team at Junior Nationals in Columbus, Ohio in 2012.

PERSONAL

Born Rachel Kame Inouye on June 11, 1994 in Honolulu, Hawai'i ... parents are Susan and Cid Inouye ... has one older brother, Jake ... chose to attend UCLA because of the great athletic and academic opportunities, and because she really likes the coaches and the all-around atmosphere ... hobbies include trying new kinds of food, going to the beach and playing beach volleyball ... things she likes the most about volleyball are that it gives her a chance to get away from the craziness of life and to just play, and it's also a great way for her to satisfy her need for competition in life ... favorite academic classes are math and science ... biggest athletic thrill of her career was winning a State Championship her senior season ... favorites include singer Keali'i Reichel, actress Keira Knightley, the movie "Pride and Prejudice" and any kind of dessert ... undecided on a major.



CAREER STATISTICS

YEAR	SP	MP-MS	K	K/SET	E	TA	PCT	A	A/SET	SA	SA/SET	SE	DIG	DIG/SET	BS	BA	TOT	BLK/S	BE	BHE	PTS	P/SET
2012	1	1-0	0	0.00	0	0	.000	0	0.00	0	0.00	0	3	3.00	0	0	0	0.00	0	0	0.0	0.00



#7 MADDY KLINEMAN

**SOPHOMORE
OUTSIDE HITTER
6-3**

**MANHATTAN BEACH, CALIF.
MIRA COSTA HS**



SAND 2013

Klineman partnered with Rachel Inouye (2-3), Phelix Fincher (1-3) and Megan Moenoa (0-3) during the inaugural UCLA sand volleyball season ... recorded the first-ever doubles victory for UCLA sand volleyball with Inouye on March 16 against Loyola Marymount ... also had a win with Inouye on March 21 versus Nebraska #5 and with Fincher against Santa Clara at the USAV Beach Collegiate Challenge (April 21).

2012

Played in six matches and eight sets, posting six kills, two digs and two blocks ... made her collegiate debut against Idaho on Sept. 7 and had five kills and one error in 12 attempts (.333) with two digs and one block in two sets ... played in one set against Colorado State (Sept. 15) and Arizona (Oct. 7) and two sets at USC on Sept. 19 ... had one block assist against Oregon State (Sept. 21) ... posted one kill at Colorado on Nov. 9.

MIRA COSTA HIGH SCHOOL

Klineman played three years on the Mira Costa High School (Manhattan Beach, Calif.) varsity volleyball team at outside and opposite hitter ... as a senior in 2011, was named All-Bay League and All-Area First Team, also serving as the team captain ... produced 257 kills, 33 aces, 168 digs and 33 blocks ... helped the Mustangs to three consecutive Bay League Championships ... coached by Lisa Arce ... ranked as the No. 91 Senior Ace by Prep Volleyball ... most recently played club with Mizuno Long Beach, as her team placed second at the Far Westerns Qualifier in 2011 and '12 ... was also third in the L.A. Qualifier in '10 and '11 ... participated in Junior Olympics from 2006-12 ... played with the USA High Performance Youth National A1 Team in 2008.

PERSONAL

Born Madeleine Anne Klineman on July 13, 1994 in Torrance, Calif. ... parents are Kathleen and Michael Klineman ... is the youngest of three siblings ... brother is Max and sister is Alix, who was a four-time All-American at Stanford ... chose to attend UCLA because of the combination of amazing academics and athletics, great coaching staff and team, and location ... favorite academic class is French ... things she likes the most about volleyball are the team aspect of the sport and the relationships made ... hobbies include body surfing, shopping, working out and traveling ... favorites include the "Harry Potter" series and "Bridesmaids" ... undecided on a major.

CAREER HIGHS

Kills	5, vs. Idaho (9/7/12)
Total Attacks	12, vs. Idaho (9/7/12)
Digs	2, vs. Idaho (9/7/12)
Block Assists	1, vs. Idaho (9/7/12) and vs. Oregon State (9/21/12)
Total Blocks	1, vs. Idaho (9/7/12) and vs. Oregon State (9/21/12)
Points	5.5, vs. Idaho (9/7/12)

CAREER STATISTICS

YEAR	SP	MP-MS	K	K/SET	E	TA	PCT	A	A/SET	SA	SA/SET	SE	DIG	DIG/SET	BS	BA	TOT	BLK/S	BE	BHE	PTS	P/SET
2012	8	6-0	6	0.75	3	21	.143	0	0.00	0	0.00	1	2	0.25	0	2	2	0.25	0	0	7.0	0.88



#11 SKYLAR DYKSTRA
DEFENSIVE SPECIALIST/LIBERO
5-9 • FRESHMAN
REDONDO BEACH, CALIF.

PERSONAL

Born Skylar Jade Dykstra on Nov. 27, 1994 in Santa Monica, Calif. ... parents are Lisa and Jerry Joe Dykstra ... father played basketball at Western Illinois, holding the NCAA consecutive free throws made record for 19 years, also getting drafted by the Phoenix Suns and played professionally in Europe ... has three older sisters, Jenna, who played four years of volleyball at Davidson, Devon, who played one season at both Colorado and UCLA, and Lara, who has played at Nebraska and is currently at Pepperdine ... older brother, Joey, played at USC and is currently a professional beach player ... chose to attend UCLA because of the volleyball program's tradition of excellence and because it's a world-class university ... thing she likes the most about volleyball is how every person on the team is involved and can give to the team in some way ... favorites include actress Jennifer Lawrence, the NBA's Golden State Warriors and their top player Stephen Curry and the musical group Timeflies ... biggest athletic thrill was winning JO's with her Sports Shack club team ... hobbies include reading, cooking and hiking ... undecided on a major.



#8 CLAIRE FELIX
MIDDLE BLOCKER
6-6 • FRESHMAN
COLORADO SPRINGS, COLO.

All-League, All-Area and All-State selection ... helped TCA to three District titles, a pair of Regional Runner-Up finishes and two Top Five State Tournament placings ... played club with Colorado Juniors, coached over the last four years by Kevin Marquis, Malia Sagiao, Bill and Judy Peer, JJ Glavan and Cindy Bathelt ... was a three-time Rocky Mountain Region All-Star selection ... won a silver medal with USAV Youth Select High Performance.

PERSONAL

Born Claire Davis Felix on Jan. 27, 1995 in Colorado Springs, Colo. ... parents are Valerie and Mark Felix ... is an only child ... chose to attend UCLA because it was the best fit for her in meeting her academic interests and volleyball goals ... things she likes the most about volleyball are the intensity and teamwork ... favorites include the movie "Space Jam", the TV show "Pretty Little Liars", singer Luke Bryan and Minnesota Vikings' running back Adrian Peterson ... lists her biggest athletic thrill as signing her National Letter of Intent to UCLA ... hobbies include art, spending time with family and friends and sports ... aspires to represent the United States on the Women's National Team while pursuing a Master's Degree ... majoring in marine biology and plans to use her education to preserve and protect marine mammals, including marine rescue and education.

REDONDO UNION HIGH SCHOOL

Dykstra was a four-year starter at outside hitter at Redondo Union High School in Redondo Beach, Calif. ... had 328 kills, 460 digs, 51 blocks and 47 aces as a senior, earning First Team All-CIF honors ... was also named Player of the Year by the Daily Breeze and Volleyball Now, the California Gatorade POY and a High School First Team All-American ... helped the Sea Hawks to a 1-AA CIF Runner-Up finish and a third-place showing at State in 2012 ... was a two-time team captain for RUHS ... also named All-CIF her other three seasons ... was named the #54 Prep Volleyball Senior Ace ... coached by Tommy Chaffins ... most recently played club with Sports Shack with coaches Tim Jensen, Chris McGee and Marcio Sicoli ... played libero and won gold at the 18's National Open.



#10 JENNIE FRAGER
MIDDLE BLOCKER
6-5 • FRESHMAN
RANCHO SANTA FE, CALIF.

TORREY PINES HIGH SCHOOL

Frager was a three-year letterwinner at Torrey Pines High School in San Diego, Calif. ... had 203 kills, a .488 hitting percentage and 31 solo blocks as a senior after earning All-San Diego Section and All-North County First Team honors ... was also named All-Palomar League Second Team ... was named the #38 Prep Volleyball Senior Ace ... coached by Brennan Dean and Jim Harrah ... played club with Encinitas Wave, finishing in the Top Seven at Junior Olympics every year since 13's ... named to the All-Tournament Team at 15's Open JO's, helping her team to a fifth-place finish.

PERSONAL

Born Jennie Lorraine Frager on Oct. 17, 1994 in San Diego, Calif. ... parents are Kristen and John Frager ... has two sisters, Katie and Mollie ... chose to attend UCLA

because she has always loved the school and knew it was the right fit for her ... thing she likes the most about volleyball is how fast paced and team oriented the sport is ... lists her biggest athletic thrill as winning CIF her junior and senior years ... favorites include the TV show "Skins", actor Will Ferrell, the movie "Step Brothers" and former basketball players Steve Kerr and Jud Buechler ... hobbies include going to the beach and hanging out with friends ... favorite academic class is english ... undecided on a major.



#4 HALEY LAWLESS
OUTSIDE HITTER
6-3 • RS FRESHMAN
TEMPE, ARIZ.

2012

Lawless did not play in 2012 (right shoulder) and used her redshirt year.

SETON CATHOLIC HIGH SCHOOL

Lawless was a four-year, varsity starting outside hitter at Seton Catholic High School in Chandler, Ariz. ... won four Arizona State titles with the Sentinels ... named All-Arizona as a senior in 2011 and a sophomore in '09 ... also earned All-East Valley Tribune First Team and United Dairyman All-American honors as a senior ... had 364 kills (6.2 per set), 43 aces, 134 digs and 49 blocks in 2011 ... posted 70 kills in 10 sets over four matches and two days at the Division III Championship ... coached by James Felton ... ranked as the #21 Senior Ace by Prep Volleyball ... was the PrepVolleyball.com National Freshman of the Year and Arizona 4A First Team All-State

in 2008 ... also has experience with USA Volleyball (Youth National Team candidate in 2009, HP Holiday Youth Training Team at the OTC in '08 and High Performance in '07 and '08) ... played club with Club Red, placing third at the 2011 17-Open Nationals and fifth at the 2010 16-Open Nationals.

PERSONAL

Born Haley Elizabeth Lawless on Nov. 4, 1993 in Mesa, Ariz. ... parents are Carol and Thomas ... has one younger brother, Jack ... chose to attend UCLA because of the great school, great program, great coach and great weather ... favorite academic classes are chemistry and government ... thing she likes the most about volleyball is when her team wins a momentum-changing point ... hobbies include volleyball, swimming and going to concerts ... biggest athletic thrill so far has been winning four state championships ... favorites include the "Lord of the Rings" trilogy, singer Kenny Chesney, the Chicago Bears and New Orleans Saints' quarterback Drew Brees ... majoring in physiological science.





#22 JESSYKA NGAUAMO
OUTSIDE HITTER
5-11 • FRESHMAN
GOLD COAST, QLD, AUSTRALIA

BENOWA STATE HIGH SCHOOL

Ngauamo played numerous sports at Benowa State High School in Benowa, Gold Coast, Queensland, Australia ... played both indoor and beach volleyball, basketball, netball, cross country and swimming ... most of her competition came at the club and National level ... was a member of the U19, U21 and U23 National Beach Volleyball teams in 2013 ... competed at the World Beach Volleyball Championships and three Beach Volleyball World Tour Grand Slams ... in 2012, was the team captain for the U19 South Coast squad, which resulted in a State Championship, earning MVP honors ... was the U19 Australian team captain, as well as a member of the U19 Australian Beach Volleyball and Senior Australian Beach Volleyball teams ... named the Queensland Beach Volleyball State Tour Rookie of the Year and Queensland Junior Women's Volleyball Player of the Year.

PERSONAL

Born Jessyka Tonga Ngauamo on Dec. 3, 1995 in Auckland, New Zealand ... parents are Angela and Johnny Ngauamo ... father was a professional rugby player in New Zealand, England and France ... has an older sister, Ashley, and a younger brother, Isaac ... chose to attend UCLA because of the amazing opportunity to study abroad while being able to play the sport she loves at a very high level ... thing she likes the most about volleyball is the team aspect ... besides moving from Australia to UCLA, lists her biggest athletic thrill as competing at the 2013 World Beach Volleyball Championships in Myslowice, Poland ... hobbies include going to the beach and hanging with friends ... athlete she admires the most is tennis player Roger Federer ... favorites include television shows "Elementary",

"Modern Family" and "New Girl" and eating sushi ... her ultimate goal is to go to the Olympics ... undecided on a major.




#3 JORDAN ROBBINS
SETTER
5-11 • FRESHMAN
RANCHO SANTA FE, CALIF.

LA COSTA CANYON HIGH SCHOOL

Robbins prepped at La Costa Canyon High School in Carlsbad, Calif. ... played setter and outside hitter ... named All-Avocado League as a senior in 2012, recording 162 kills, 123 digs, 131 assists and 20 aces in 67 sets ... was All-CIF and All-State as a junior in 2011, posting 155 kills, 88 digs, 635 assists and 39 aces ... received three Athlete of the Week awards from the San Diego Union Tribune ... was a two-year captain for the Mavericks and a two-time CIF All-Academic selection ... helped LCC to a pair of CIF Division II Championships and a state runner-up finish in 2011 ... earned a spot on Prep Volleyball's Senior Aces list ... coached by Pat McDougall ... played her first two years of high school volleyball at Francis Parker in San Diego ... played club with Encinitas Wave with coaches Jeanne Reeves and Brent Hilliard.

PERSONAL

Born Jordan Lindsey Robbins on April 29, 1995 in Ridgewood, N.J. ... parents are Michelle and Barry Robbins ... father attend law school at UCLA ... is the oldest of three children, with sister, Jamie and brother, Jake ... chose to attend UCLA because of the amazing academic reputation, it's close to home and the great coaching staff ... lists her biggest athletic thrill as making it to the state finals her junior year ... favorites include the television show "Glee", the movie "Wedding Crashers" and pizza ... hobbies include going to the beach and spending time with friends and family ... undecided on a major.



UCLA FRESHMEN: CLAIRE FELIX, JESSYKA NGAUAMO, JORDAN ROBBINS, SKYLAR DYKSTRA, JENNIE FRAGER



COACHES



MICHAEL SEALY

HEAD COACH

FOURTH YEAR

RECORD: 75-23

UCLA, 1993



Michael Sealy begins his fourth season as the head coach of the UCLA women's volleyball team in 2013. Sealy has a three-year record of 75-23 for a .765 winning percentage and guided the Bruins to a National Championship in 2011.

Last season, the Bruins posted a 23-8 record, finishing in a tie for fourth in the Pac-12 with a 14-6 mark and advancing to the Second Round of the NCAA Tournament. Two Bruins, Rachael Kidder and Tabi Love, were named All-America, All-Region and All-Pac-12, while Zoë Nightingale earned All-Pac-12 Honorable Mention accolades.

For the 14th-straight season, the Bruins surpassed the 20-win mark in 2012. UCLA was second in the nation in kills per set (14.76), third in assists per set (13.84) and fifth in hitting percentage (.295), which was also the second-best, single-season total in program history. The Bruins led all Pac-12 teams in hitting and were second in kps and aps.

In 2011, Sealy led the Bruins to the program's fourth NCAA title and seventh National Championship. The Bruins posted a 30-6 record and defeated four-time defending champion Penn State, #1-overall seed Texas, Florida State and Illinois en route to the championship.

Sealy was named the AVCA National Coach of the Year. The Bruins finished second in the Pac-12 with a 17-5 record. Six players were honored on the All-Conference teams, while Kidder, the Most Outstanding Player of the NCAA Tournament, was a First Team All-America and All-Region selection.

UCLA finished fifth in the nation in assists per set (13.71) and eighth in kills per set (14.52). Among Pac-12 teams, the Bruins ranked first in aps, second in kps and opponent hitting percentage (.160) and third in digs per set (15.95).

In his first campaign, Sealy guided the Bruins to a 22-9 record, a fourth-place finish in the Pacific-10 Conference (11-7) and a Second-Round appearance in the NCAA Tournament. Three Bruins were named to the All-Pac-10 team in 2010, Dicey McGraw (First Team), Lainey Gera (Honorable Mention) and Kidder (Honorable Mention), while McGraw also earned AVCA All-Pacific Region Honorable Mention accolades.

UCLA finished in the top half of the Pac-10 in digs (2nd, 15.41), assists (4th, 13.46), kills (4th, 14.26) and aces (5th, 1.20) per set along with opponent hitting percentage (4th, .187).

Sealy spent part of the summer of 2012 in London at the Olympic Games, serving as a scout coach for the U.S. men's volleyball team.

UCLA Athletic Director Dan Guerrero announced on Feb. 10, 2010 that Sealy was named head coach of the Bruin women's volleyball program. Sealy returned to his alma mater after spending four seasons (2006-09) as an associate head coach at the University of Hawai'i. He was a three-time All-American and an assistant coach for four years with the UCLA men's volleyball team and was an assistant with the Bruin women's volleyball program in 2005.

"We are excited to welcome back Michael Sealy to lead the women's volleyball program," Guerrero said. "Michael clearly possesses the necessary credentials to allow UCLA to compete at the highest level. He is well-respected in the volleyball community and has an enthusiastic and passionate approach towards the game. Furthermore, as a former Bruin player and coach, he understands the tradition of excellence that has defined the volleyball programs at UCLA and I am confident that he will continue that legacy of success with ambition and integrity."

"I am very excited and inspired to be back at UCLA," said Sealy. "I feel very fortunate and humbled to take over a program with such a storied history. I would like to thank Dan Guerrero and (Senior Associate Athletic Director/Senior Women's Administrator) Petrina Long for giving me this opportunity and for supporting my vision for the future of the program."

Sealy helped Hawai'i to a berth in the National Semifinals in 2009. The Rainbow Wahine recorded their second-straight, 30-win season last year, going 32-3 overall. They also posted a 16-0 mark in conference play to earn their 14th-straight Western Athletic Conference title and went on to claim their 10th-consecutive WAC Tournament championship. Sealy's record during his tenure at Hawai'i was 119-19 (.862 winning percentage).

Prior to his stint at Hawai'i, Sealy coached for four seasons at UCLA, where he was an assistant on the men's side from 2003-2006 and an assistant for the women's volleyball team in 2005. In his lone season on the women's side, the Bruins posted a 20-11 record and advanced to the Regional Semifinals. With the UCLA men, Sealy was 91-38 (.705) during his four campaigns, helping the Bruins to an NCAA Championship in 2006 and an NCAA Runner-Up finish in 2005. Sealy was also a volunteer assistant with the Cal State Northridge men's volleyball team in 2000 before working in the same capacity with the UCLA men in 2001.

One of the top setters in UCLA history, Sealy was a four-year letterwinner with the Bruins from 1990-93 and ranks fourth in Bruin annals in assists (4,749). In his senior season, Sealy and the Bruins won the program's 14th National Championship, going 24-3. The team captain was named the co-Most Outstanding Player of the 1993 NCAA Tournament and also earned ASICS/Volleyball Monthly Player of the Year and AVCA All-American first-team honors. In addition, Sealy was named an All-American in 1991 (first-team) and 1992 (third-team), as well as All-Conference three times. The Bruins won three conference titles during Sealy's playing days, going 80-24 (.769) during his four years.

Following his playing career in Westwood, Sealy went on to play professionally in Switzerland, Belgium, Holland and Puerto Rico. He also played with the U.S. National Team in 1994 and 1997.

Sealy graduated from UCLA in 1993 with a degree in physiological science.



MICHAEL SEALY'S HEAD COACHING RECORD

YEAR	RECORD	PAC-10/12	POSTSEASON
2010	22-9 (.710)	11-7 (4th)	1-1 (Second Round)
2011	30-6 (.833)	17-5 (2nd)	6-0 (National Champions)
2012	23-8 (.742)	14-6 (T-4th)	1-1 (Second Round)
TOTALS	75-23 (.765)	42-18 (.700)	8-2 (.800)



JOY MCKENZIE-FUERBRINGER

ASSISTANT COACH

FOURTH YEAR

LONG BEACH STATE, 1994



Joy McKenzie-Fuerbringer begins her fourth season as an assistant coach for the UCLA women's volleyball team in 2013.

In her third year with the Bruins last season, UCLA went 23-8 and finished in a tie for fourth in the Pac-12 at 14-6. The Bruins were second in the nation in kills per set (14.76), third in assists per set (13.84) and fifth in hitting percentage (.295), which was also the second-best, single-season total in program history. The Bruins paced all Pac-12 teams in hitting and were second in kps and aps.

In 2011, McKenzie-Fuerbringer helped guide the Bruins to a National Championship. The Bruins went 30-6 and finished second in the Pac-12 standings with a 17-5 mark. UCLA finished fifth in the nation in assists per set (13.71) and eighth in kills per set (14.52). Among Pac-12 teams, the Bruins ranked first in aps, second in kps and opponent hitting percentage (.160) and third in digs per set (15.95).

In her first year with the program, the Bruins went 22-9 and finished in the top half of the Pacific-10 Conference in digs (2nd), assists (4th), kills (4th) and aces per set (5th) along with opponent hitting percentage (4th).

McKenzie-Fuerbringer, an All-American setter at Long Beach State and successful club coach, was named to head coach Michael Sealy's staff on March 11, 2010.

"Joy is a well-respected player and coach and her reputation adds to the tradition and legacy we have here and only makes us stronger and better," Sealy said.

McKenzie-Fuerbringer brings 17 years of experience as the head coach, head trainer and club director of Mizuno Volleyball Club. The club director since the program's inception in 1994, her teams have won 14 USA Volleyball Junior National Championship medals. In 2002, she was an assistant for the Youth National Team, which won the gold medal for the U.S. in the NORCECA Youth Girls' Volleyball Championship. She has also trained over 100 high school and college All-Americans and two Gatorade Players of the Year since 2005. McKenzie-Fuerbringer has trained youth players at the highest levels of beach volleyball in the United States and the FIVB World Championships for the last decade. In February 2010, she accepted a position to sit on the USA Volleyball Board of Directors as its elite beach development representative.

McKenzie-Fuerbringer coached for two seasons at Long Beach State (1999-2000), helping the 49ers to a National Semifinal appearance in '99. She also coached for two seasons at Golden West College (1996-97), as Golden West claimed a pair of state championships, as well as for one season at both Long Beach Wilson and Los Alamitos High Schools.

As a player, McKenzie-Fuerbringer helped Long Beach State win a National Championship in 1993. The team captain was a second-team All-American, first-team All-Region and first-team All-Big West honoree during her senior campaign, leading the team in assists. The 49ers also reached the title game in 1991 and the National Semifinals in 1992. After her days at Long Beach, she competed for two seasons on the Bud Light 4-Person Tour and was named Rookie of the Year in 1995 and the Best Defensive Player and Best Setter of the Year in 1996. McKenzie-Fuerbringer played an additional season on the AVP Tour, as well as competing professionally in indoor leagues and coaching in Holland and Spain from 1999-2002.

McKenzie-Fuerbringer graduated from Long Beach State in 1994 with a bachelor's in liberal studies and sociology. Her brother David played in the 2012 London Olympic Games with the U.S. Volleyball Team. She resides in Hermosa Beach with her husband Matt, daughter Charlie and son Mateo.



STEIN METZGER

ASSISTANT COACH

SECOND YEAR

UCLA, 1996

Stein Metzger begins his second season with the UCLA women's volleyball staff in 2013 after serving as a volunteer assistant last year. Metzger also just completed his first campaign as UCLA's head sand volleyball coach, which had its inaugural season last spring.

During the 2012 indoor campaign, the Bruins sported a 23-8 record and tied for fourth in the Pac-12 (14-6). UCLA was second in the nation in kills per set (14.76), third in assists per set (13.84) and fifth in hitting percentage (.295), which was also the second-best, single-season total in program history. The Bruins paced all Pac-12 teams in hitting and were second in kps and aps.

Last spring, Metzger started a sand volleyball team just two months after the sport was added to UCLA's athletic program. Under his tutelage, a pair of doubles teams, Meg Norton and Kelly Reeves and Zoë Nightingale and Becca Strehlow, reached the AVCA National Championships, while Reeves was named the program's first All-American.

Metzger returned to his alma mater, having played on the Bruin men's team from 1993-96 and winning three National Championships. Metzger, who was a teammate of current head coach Michael Sealy on the '93 title-winning squad, is second all-time in UCLA history in assists (5,158) and fifth in aces (110).

He went on to win two more National Championships in 1995 and '96, getting named to the NCAA All-Tournament Team both times. Metzger earned AVCA First-Team All-America and ASICS/Volleyball Magazine All-America honors both seasons, while earning AVCA Co-Player of the Year accolades as a team captain during his senior campaign. He was also named to the all-conference team three times, including First Team in '96.

Following his days in Westwood, Metzger competed professionally on the AVP Tour, winning 16 times with partners Kevin Wong (two times), Jake Gibb (four), Mike Lambert (nine) and Mark Williams (one). Metzger was twice a part of the AVP Team of the Year with Gibb ('05) and Lambert ('06), ranking as the Tour's top player both seasons. He earned the Crocs Cup title in 2006.

In 2004, Metzger earned a spot on the U.S. Olympic Beach Volleyball team, finishing in fifth with partner Dax Holdren. A year prior, the duo won the silver medal at the 2003 Beach Volleyball World Championships in Rio de Janeiro, Brazil. Metzger also has two international titles to his credit with Wong in 2001 and '02, as well as a Bronze medal at the '01 Goodwill Games.

A 1996 graduate of UCLA with a degree in environmental studies, Metzger was inducted into the UCLA Athletics Hall of Fame in 2009. Metzger and his wife, Emily, live in Redondo Beach with their daughter, Quinn (3).





KAITLIN NIELSEN
VOLUNTEER ASSISTANT COACH
FIRST YEAR
UCLA, 2009

Kaitlin Nielsen begins her first season on the UCLA women's volleyball coaching staff in 2013 as a volunteer assistant after serving as an assistant coach with the Bruin sand volleyball team in Spring 2013 during the program's inaugural year.

Nielsen, along with head sand coach Stein Metzger, started the sand squad just two months after the sport was added to UCLA's athletic program. Under their guidance, a pair of doubles teams, Meg Norton and Kelly Reeves and Zoë Nightingale and Becca Strehlow, reached the AVCA National Championships, while Reeves was named the program's first All-American.

Nielsen (née Sather) returned to her alma mater after a standout career with the Bruins from 2005 to 2009. She appeared in 132 matches and 448 sets, producing 1,501 kills, 1,153 digs, 99 service aces and 279 blocks. Sather stands 11th on UCLA's all-time kills list, eighth in kills per set (3.35), third in total attacks (4,287), ninth in digs and tied for ninth in sets played. She is only the 12th Bruin to ever record at least 1,000 kills and 1,000 digs for a career.

As a freshman in 2005, Sather led the Bruins in kps (3.81), total attacks (1,214), aces (38) and points (478.5), receiving All-Pac-10 Freshman Team honors. In 2006, Sather helped the Bruins to an appearance in the NCAA National Semifinals, recording double figures in kills in all five Tournament matches. She played in all 37 contests and finished third on the team with 2.95 kps.

In 2007, Sather was named All-Pac-10 Honorable Mention after pacing the Bruins with 3.76 kps and sporting 28 aces, which was third on the squad. She helped UCLA to within one match of another National Semifinal appearance and would earn All-Regional Team honors.

After sitting out the 2008 campaign due to shoulder surgery, as well as a brief stint as a high jumper on the UCLA track and field team in the Spring of 2009, Sather was named an AVCA Honorable Mention All-American in her senior season after leading the Bruins in attacks (1,001) and placing second with 2.86 kps and 3.05 digs per set. She also earned AVCA Honorable Mention All-Region and All-Pac-10 Conference accolades to close her career.

One of only a dozen Bruins to earn three Pac-10 All-Academic selections, including First Team in 2007 and 2009, as well as ESPN The Magazine All-District Third Team in '07, Sather graduated from UCLA with a degree in history and minor in education in 2009.

Following her time in Westwood, Nielsen began her professional career, which continues today on the Association of Volleyball Professionals (AVP) Tour. Between 2010 and this summer, she has appeared in 22 events on the AVP, Jose Cuervo Pro Beach Volleyball Series, National Volleyball League, USA Volleyball IDQ and Wide Open Beach Volleyball. Nielsen has also played in two FIVB and three NORCECA events. She finished fourth at the FIVB Anapa Open in July with partner Heather Hughes.

Nielsen is married to former Cal State Northridge and U.S. National Team member, Nils, and lives in Hermosa Beach.



CAYLEY THURLBY
DIRECTOR OF OPERATIONS
THIRD YEAR
HAWAII, 2007

Cayley Thurlby begins her third season as the Director of Volleyball Operations for the UCLA women's volleyball program in 2013.

Thurlby played collegiately at the University of Hawai'i from 2002-06, as the Rainbow Wahine advanced to a pair of Final Fours in '02 and '03. After redshirting in 2002, Thurlby played in 118 matches in her four years, totaling 421 assists (1.89 per set), 16 aces and 207 digs (0.93 per set). She averaged over a dig a set in each of her last two seasons (1.24 in 2005 and 1.19 in 2006) when she was named a team co-captain, seeing action at setter, right-side hitter and defensive specialist during her four years.

Thurlby graduated from Hawai'i in 2007 with a bachelor's degree in broadcast journalism and business marketing and was a three-time All-WAC Academic selection.

After her days at Hawai'i, Thurlby played professionally in Cordoba, Spain with Cajasur in 2007, also playing in Argentina that year. In 2008, she played in six events on the AVP Tour with partner Renee Bizzi, advancing from the qualifier at the Manhattan Beach Open.


In 2009, she played with three different partners over seven events, making the main draw again in Manhattan Beach. She also made her international debut as a member of the USA U-26 Beach National Team and competed on the FIVB World Tour in Aland, Finland.

In 2010, she finished fourth at the NORCECA tour events in Boca Chica, Dominican Republic and Puerto Vallarta, Mexico. On the AVP Tour that season, she competed on the Young Guns Tour, finishing first in Milwaukee and second in Long Beach, N.Y. and Hermosa Beach. Thurlby also finished fifth in the Monte Carlo Invitational in Monaco and ninth in the Manhattan Beach Open. She ended the 2010 season as the 64th-ranked player on the AVP Tour.


In 2011, she finished 13th at both the Manhattan and Hermosa Jose Cuervo tour stops with partner Morgan Beck.

The Naperville, Ill. native began coaching club in 2007 with Sports Performance Volleyball in Aurora, Ill., coaching a 16's team and the Sports Performance Setting Academy along with other Summer camps. She was also the assistant varsity volleyball coach at Naperville Central High School that year, helping them to an ILHSA 4A State Championship.

Thurlby has coached club with two teams in Los Angeles; Sunshine Volleyball Club in 2011 and Long Beach Mizuno Volleyball Club in 2012.




PAMELA SULZICKI
ASSISTANT ATHLETIC TRAINER



SAMANTHA ASARCH
STUDENT ATHLETIC TRAINER



JULIA TANG
STUDENT ATHLETIC TRAINER



ERIN BROCKA
ATHLETIC PERFORMANCE



TONY PERRI
EQUIPMENT MANAGER



JAMES YBIERNAS
SPORTS INFORMATION



VIRGINIA PHAM
TEAM MANAGER



SARAH ZUNO
TEAM MANAGER



LINDA LASSITER
ACADEMIC COUNSELOR



LORI LAMAR
EVENT MANAGEMENT



2012 IN REVIEW

OVERALL STATISTICS (23-8)

#	PLAYER	SP	MP-MS	K	ATTACK				PCT	SET		SERVE			DIG		BLOCKING					POINTS	
					K/S	E	TA	A		A/S	SA	SA/S	SE	DIG	DIG/S	BS	BA	TOTAL	BLK/S	BE	BHE	PTS	PTS/S
3	Tabi Love	112	31-19	505	4.51	134	1203	.308	9	0.08	6	0.05	10	92	0.82	20	44	64	0.57	5	1	553.0	4.94
11	Rachael Kidder	110	31-24	438	3.98	166	1147	.237	17	0.15	11	0.10	25	153	1.39	20	50	70	0.64	9	0	494.0	4.49
17	Karsta Lowe	83	29-4	170	2.05	60	341	.323	2	0.02	2	0.02	9	38	0.46	0	39	39	0.47	3	0	191.5	2.31
13	Zoë Nightingale	112	31-31	164	1.46	38	345	.365	9	0.08	4	0.04	2	28	0.25	18	134	152	1.36	13	1	253.0	2.26
2	Kelly Reeves	109	31-27	150	1.38	45	361	.291	37	0.34	20	0.18	25	276	2.53	5	32	37	0.34	1	1	191.0	1.75
12	Mariana Aquino	98	29-28	110	1.12	28	239	.343	22	0.22	21	0.21	28	50	0.51	5	91	96	0.98	16	0	181.5	1.85
15	Hannah Boland	21	12-3	21	1.00	7	43	.326	2	0.10	0	0.00	1	2	0.10	2	10	12	0.57	4	1	28.0	1.33
5	Becca Strehlow	64	26-17	53	0.83	12	87	.471	665	10.39	6	0.09	7	133	2.08	2	27	29	0.45	8	5	74.5	1.16
7	Maddy Klineman	8	6-0	6	0.75	3	21	.143	0	0.00	0	0.00	1	2	0.25	0	2	2	0.25	0	0	7.0	0.88
9	Megan Moenoa	65	22-14	30	0.46	10	72	.278	670	10.31	13	0.20	18	134	2.06	2	45	47	0.72	11	4	67.5	1.04
14	Meg Norton	106	31-17	4	0.04	3	15	.067	11	0.10	15	0.14	8	210	1.98	0	0	0	0.00	0	0	19.0	0.18
10	Bojana Todorovic	106	30-1	2	0.02	1	4	.250	96	0.91	18	0.17	28	408	3.85	0	0	0	0.00	2	2	20.0	0.19
16	Rachel Inouye	1	1-0	0	0.00	0	0	.000	0	0.00	0	0.00	0	3	3.00	0	0	0	0.00	0	0	0.0	0.00
19	Phelix Fincher	3	3-0	0	0.00	0	0	.000	0	0.00	0	0.00	0	0	0.00	0	0	0	0.00	0	0	0.0	0.00
6	Karly Drolson	35	19-1	0	0.00	0	1	.000	10	0.29	2	0.06	6	58	1.66	0	0	0	0.00	0	0	2.0	0.06
	UCLA	112	31	1653	14.76	507	3879	.295	1550	13.84	118	1.05	168	1587	14.17	74	474	311.0	2.78	72	15	2082.0	18.59
	OPPONENTS	112	31	1451	12.96	640	3958	.205	1361	12.15	76	0.68	203	1474	13.16	35	333	201.5	1.80	49	18	1728.5	15.43

PAC-12 STATISTICS (14-6)

#	PLAYER	SP	MP-MS	K	ATTACK				PCT	SET		SERVE			DIG		BLOCKING					POINTS	
					K/S	E	TA	A		A/S	SA	SA/S	SE	DIG	DIG/S	BS	BA	TOTAL	BLK/S	BE	BHE	PTS	PTS/S
3	Tabi Love	71	20-17	342	4.82	100	834	.290	5	0.07	6	0.08	9	78	1.10	4	32	36	0.51	4	1	368.0	5.18
11	Rachael Kidder	71	20-13	294	4.14	109	736	.251	8	0.11	7	0.10	7	81	1.14	8	35	43	0.61	5	0	326.5	4.60
17	Karsta Lowe	46	18-1	76	1.65	37	153	.255	1	0.02	0	0.00	4	14	0.30	0	17	17	0.37	1	0	84.5	1.84
2	Kelly Reeves	71	20-19	112	1.58	34	259	.301	22	0.31	10	0.14	15	179	2.52	2	21	23	0.32	1	1	134.5	1.89
13	Zoë Nightingale	71	20-20	111	1.56	28	229	.362	6	0.08	2	0.03	2	15	0.21	12	91	103	1.45	7	0	170.5	2.40
12	Mariana Aquino	64	19-18	76	1.19	17	156	.378	10	0.16	14	0.22	18	35	0.55	3	56	59	0.92	11	0	121.0	1.89
15	Hannah Boland	11	7-2	13	1.18	5	26	.308	2	0.18	0	0.00	1	1	0.09	1	2	3	0.27	3	1	15.0	1.36
5	Becca Strehlow	45	18-12	38	0.84	10	62	.452	489	10.87	5	0.11	5	82	1.82	1	21	22	0.49	6	4	54.5	1.21
9	Megan Moenoa	39	14-8	19	0.49	6	42	.310	408	10.46	8	0.21	10	83	2.13	2	23	25	0.64	7	2	40.5	1.04
7	Maddy Klineman	5	4-0	1	0.20	1	6	.000	0	0.00	0	0.00	0	0	0.00	0	1	1	0.20	0	0	1.5	0.30
14	Meg Norton	69	20-10	2	0.03	3	10	-.100	5	0.07	12	0.17	4	140	2.03	0	0	0	0.00	0	0	14.0	0.20
10	Bojana Todorovic	70	20-0	2	0.03	1	3	.333	62	0.89	9	0.13	15	275	3.93	0	0	0	0.00	0	1	11.0	0.16
6	Karly Drolson	19	12-0	0	0.00	0	1	.000	3	0.16	1	0.05	1	22	1.16	0	0	0	0.00	0	0	1.0	0.05
19	Phelix Fincher	1	1-0	0	0.00	0	0	.000	0	0.00	0	0.00	0	0	0.00	0	0	0	0.00	0	0	0.0	0.00
16	Rachel Inouye	0	0-0	0	0.00	0	0	.000	0	0.00	0	0.00	0	0	0.00	0	0	0	0.00	0	0	0.0	0.00
	UCLA	71	20	1086	15.30	351	2517	.292	1021	14.38	74	1.04	91	1005	14.15	33	299	182.5	2.57	45	10	1342.5	18.91
	OPPONENTS	71	20	941	13.25	384	2496	.223	884	12.45	46	0.65	126	914	12.87	26	242	147.0	2.07	33	10	1134.0	15.97

HONOR ROLL

AVCA All-America	Tabi Love (First Team), Rachael Kidder (Honorable Mention)
Volleyball Magazine All-America Second Team	Rachael Kidder, Tabi Love
AVCA All-Pacific Region	Tabi Love (First Team), Rachael Kidder (Honorable Mention)
All-Pac-12 Conference	Rachael Kidder (First Team), Tabi Love (First Team), Zoë Nightingale (Honorable Mention)
Pac-12 All-Freshman	Becca Strehlow (Honorable Mention)
Pac-12 All-Academic Honorable Mention	Tabi Love, Karsta Lowe, Megan Moenoa, Zoë Nightingale, Meg Norton, Kelly Reeves, Bojana Todorovic
Pac-12 Offensive Player of the Week	Tabi Love (Oct. 29)
Pac-12 Defensive Player of the Week	Karsta Lowe (Sept. 3)



CATEGORY LEADERS

KILLS PER SET (KILLS - MINIMUM 100 ATT.)		DIGS PER SET (DIGS - MIN. 30 SETS PLAYED)	
Tabi Love	4.51 (505)	Bojana Todorovic	3.85 (408)
Rachael Kidder	3.98 (438)	Kelly Reeves	2.53 (276)
Karsta Lowe	2.05 (170)	Becca Strehlow	2.08 (133)
Zoë Nightingale	1.46 (164)	Megan Moenoa	2.06 (134)
Kelly Reeves	1.38 (150)	Meg Norton	1.98 (210)
TOTAL ATTACKS		BLOCK SOLOS	
Tabi Love	1203	Rachael Kidder	20
Rachael Kidder	1147	Tabi Love	20
Kelly Reeves	361	Zoë Nightingale	18
Zoë Nightingale	345	Mariana Aquino	5
Karsta Lowe	341	Kelly Reeves	5
HITTING PERCENTAGE (MINIMUM 100 ATT.)		BLOCK ASSISTS	
Zoë Nightingale	.365	Zoë Nightingale	134
Mariana Aquino	.343	Mariana Aquino	91
Karsta Lowe	.323	Rachael Kidder	50
Tabi Love	.308	Megan Moenoa	45
Kelly Reeves	.291	Tabi Love	44
ASSISTS PER SET (ASTS - MIN. 30 SETS PLAY)		TOTAL BLOCKS PER SET (BL - MIN. 30 SETS)	
Becca Strehlow	10.39 (665)	Zoë Nightingale	1.36 (152)
Megan Moenoa	10.31 (670)	Mariana Aquino	0.98 (96)
Bojana Todorovic	0.91 (96)	Megan Moenoa	0.72 (47)
Kelly Reeves	0.34 (37)	Rachael Kidder	0.64 (70)
Karly Drolson	0.29 (10)	Tabi Love	0.57 (64)
SERVICE ACES PER SET (SA - MIN. 30 SETS)		POINTS PER SET (PTS - MIN. 30 SETS PLAYED)	
Mariana Aquino	0.21 (21)	Tabi Love	4.94 (553)
Megan Moenoa	0.20 (13)	Rachael Kidder	4.49 (494)
Kelly Reeves	0.18 (20)	Karsta Lowe	2.31 (191)
Bojana Todorovic	0.17 (18)	Zoë Nightingale	2.26 (253)
Meg Norton	0.14 (15)	Mariana Aquino	1.85 (181)

DATE	OPPONENT	SCORE	SCORE BY SET	OVERALL	PAC-12	TIME	ATTEND.	KILLS LEADER	DIGS LEADER	BLOCKS LEADER
8/24	vs. Notre Dame ²	W, 3-1	25-17, 18-25, 25-23, 25-19	1-0	0-0	2:00	4129	Kidder 18	Todorovic 16	Nightingale 6
8/25	at #4 Nebraska	L, 2-3	20-25, 23-25, 25-23, 25-19, 13-15	1-1	0-0	2:37	4186	Love 20	Strehlow 23	Aquino 5
8/31	vs. Northeastern ³	W, 3-0	25-21, 25-18, 25-21	2-1	0-0	1:23	190	Lowe 12	Lowe/Todorovic 8	Nightingale 5
9/1	at UC Santa Barbara ³	W, 3-1	21-25, 25-20, 25-17, 25-19	3-1	0-0	1:50	360	Kidder/Lowe 14	Norton 14	Aquino/Lowe 6
9/7	vs. Idaho ⁴	W, 3-0	25-16, 25-13, 25-13	4-1	0-0	1:13	6391	Kidder/Love 11	Strehlow 8	Nightingale/Strehlow 2
9/8	vs. San Diego State ⁴	W, 3-0	25-11, 25-20, 25-18	5-1	0-0	1:12	6936	Kidder 13	Todorovic 11	Nightingale 5
9/9	at #9 Hawai'i ⁴	W, 3-1	28-30, 25-16, 25-17, 25-21	6-1	0-0	2:11	8835	Love 26	Todorovic 20	Nightingale 7
9/12	#18 PEPPERDINE ^A	W, 3-0	25-14, 25-15, 25-22	7-1	0-0	1:30	842	LOVE 16	TODOROVIC 15	KIDDER/NIGHTINGALE 3
9/15	at Colorado State	W, 3-2	25-20, 22-25, 25-21, 13-25, 15-10	8-1	0-0	2:16	5641	Love 24	Todorovic 20	Nightingale 7
9/19	at #2 USC ¹	L, 1-3	26-28, 20-25, 26-24, 17-25	8-2	0-1	2:10	3712	Kidder 18	Todorovic 22	Aquino/Kidder/Nightingale 2
9/21	OREGON STATE ^{A,1}	W, 3-0	25-14, 25-18, 25-17	9-2	1-1	1:25	1143	KIDDER 14	TODOROVIC 17	NIGHTINGALE 6
9/26	at #5 Washington ¹	L, 2-3	25-22, 28-30, 25-19, 26-28, 14-16	9-3	1-2	2:36	2238	Love 25	Todorovic 19	Nightingale 8
9/28	at Washington State ¹	W, 3-0	25-17, 25-13, 25-15	10-3	2-2	1:09	926	Kidder 18	Todorovic 11	Nightingale 4
10/5	ARIZONA STATE ^{A,1}	W, 3-0	25-22, 25-13, 25-15	11-3	3-2	1:22	903	LOVE 15	REEVES/TODOROVIC 6	AQUINO 6
10/7	ARIZONA ^{A,1}	W, 3-0	25-16, 25-20, 27-25	12-3	4-2	1:25	765	KIDDER/LOVE 13	REEVES/TODOROVIC 6	NIGHTINGALE 7
10/12	at #4 Stanford ¹	L, 2-3	23-25, 25-19, 26-28, 25-17, 14-16	12-4	4-3	2:34	3361	Kidder/Love 25	Todorovic 22	Nightingale 7
10/14	at California ¹	W, 3-0	25-18, 25-21, 25-18	13-4	5-3	1:35	1530	Love 16	Todorovic 14	Nightingale 6
10/17	UTAH ^{A,1}	W, 3-0	25-22, 25-21, 25-18	14-4	6-3	1:25	651	LOVE 18	STREHLOW 11	AQUINO/LOVE 2
10/19	COLORADO ^{A,1}	W, 3-0	25-20, 25-16, 26-24	15-4	7-3	1:22	656	LOVE 14	TODOROVIC 10	NIGHTINGALE 7
10/26	WASHINGTON STATE ^{A,1}	W, 3-0	25-12, 28-26, 25-22	16-4	8-3	1:32	852	LOVE 24	TODOROVIC 16	AQUINO 8
10/28	#5 WASHINGTON ^{A,1}	W, 3-1	25-18, 25-22, 22-25, 28-26	17-4	9-3	2:08	1055	LOVE 25	TODOROVIC 26	NIGHTINGALE 4
11/2	at Arizona ¹	L, 0-3	22-25, 16-25, 24-26	17-5	9-4	1:32	1128	Love 11	Todorovic 9	Nightingale 2
11/3	at Arizona State ¹	W, 3-1	25-21, 25-14, 24-26, 25-16	18-5	10-4	1:40	1220	Love 24	Todorovic 17	Nightingale 7
11/9	at Colorado ¹	W, 3-0	25-15, 25-22, 25-12	19-5	11-4	1:17	1257	Love 17	Todorovic 9	Nightingale/Strehlow 3
11/10	at Utah ¹	W, 3-2	25-19, 21-25, 25-13, 19-25, 15-13	20-5	12-4	2:02	644	Kidder 19	Todorovic 15	Nightingale 8
11/15	CALIFORNIA ^{A,1}	W, 3-0	25-16, 25-22, 25-18	21-5	13-4	1:18	802	LOVE 21	LOVE 11	AQUINO 3
11/16	#1 STANFORD ^{B,1}	L, 1-3	22-25, 18-25, 25-15, 25-27	21-6	13-5	2:02	3571	KIDDER 21	TODOROVIC 22	LOVE/NIGHTINGALE 3
11/20	at #6 Oregon ¹	L, 0-3	24-26, 23-25, 21-25	21-7	13-6	1:35	1964	Love 16	Reeves 13	Aquino 5
11/23	#4 USC ^{B,1}	W, 3-1	19-25, 25-23, 25-17, 25-19	22-7	14-6	2:02	3022	KIDDER 18	REEVES/TODOROVIC 18	NIGHTINGALE 14
11/30	LIU BROOKLYN ^{B,5}	W, 3-0	25-13, 25-15, 25-12	23-7	14-6	1:15	710	LOVE 14	TODOROVIC 14	AQUINO 8
12/1	MICHIGAN STATE ^{B,5}	L, 1-3	17-25, 27-29, 25-18, 22-25	23-8	14-6	2:00	780	KIDDER/LOVE 14	REEVES 13	AQUINO/KIDDER 4

A - HOME MATCHES AT JOHN WOODEN CENTER; B - HOME MATCHES AT PAULEY PAVILION

1 - Pac-12 Matches; 2 - Match played in Lincoln, Neb.; 3 - UCSB Invitational (Santa Barbara, Calif.); 4 - Verizon Volleyball Challenge (Honolulu, Hawai'i); 5 - NCAA First and Second Rounds (Pauley Pavilion)

MISCELLANEOUS STATISTICS**TEAM LEADER IN KILLS**

Tabi Love	21
Rachael Kidder	13
Karsta Lowe	2

DOUBLE FIGURES IN KILLS

Tabi Love	29
Rachael Kidder	27
Karsta Lowe	7
Zoë Nightingale	2
Kelly Reeves	2
Mariana Aquino	1

20+ KILLS MATCHES

Tabi Love	9
Rachael Kidder	2

TEAM LEADER IN ATTACKS

Tabi Love	18
Rachael Kidder	15

TEAM LEADER IN ASSISTS

Megan Moenao	19
Becca Strehlow	12

50+ ASSISTS MATCHES

Becca Strehlow	2
Megan Moenao	1

TEAM LEADER IN ACES

Mariana Aquino	10
Bojana Todorovic	10
Kelly Reeves	8
Rachael Kidder	6
Megan Moenao	6
Meg Norton	5
Karly Drolson	2

Tabi Love	2
Becca Strehlow	2
Karsta Lowe	1
Zoë Nightingale	1

3+ SERVICE ACES MATCHES

Mariana Aquino	1
Megan Moenao	1
Kelly Reeves	1
Becca Strehlow	1

TEAM LEADER IN DIGS

Bojana Todorovic	24
Kelly Reeves	5
Becca Strehlow	3
Tabi Love	1
Karsta Lowe	1
Meg Norton	1

DOUBLE FIGURES IN DIGS

Bojana Todorovic	21
Kelly Reeves	13
Meg Norton	7
Rachael Kidder	4
Megan Moenao	3
Becca Strehlow	3
Karly Drolson	2
Tabi Love	2
Karsta Lowe	1

20+ DIGS MATCHES

Bojana Todorovic	6
Becca Strehlow	1

TEAM LEADER IN BLOCKS

Zoë Nightingale	22
-----------------	----

Mariana Aquino	10
Rachael Kidder	3
Tabi Love	2
Becca Strehlow	2
Karsta Lowe	1

DOUBLE FIGURES IN BLOCKS

Zoë Nightingale	1
-----------------	---

5+ BLOCKS MATCHES

Zoë Nightingale	15
Mariana Aquino	10
Rachael Kidder	3
Tabi Love	2
Karsta Lowe	1
Megan Moenao	1
Kelly Reeves	1
Becca Strehlow	1

TEAM LEADER IN POINTS

Tabi Love	16
Rachael Kidder	14
Karsta Lowe	2

20+ POINTS MATCHES

Tabi Love	10
Rachael Kidder	6

DOUBLE-DOUBLES

Rachael Kidder	4
Megan Moenao	3
Becca Strehlow	3
Tabi Love	2
Kelly Reeves	2
Karsta Lowe	1

UCLA RECORD ...

Overall:	23-8
At Home:	11-2
At Pauley Pavilion:	2-2
At John Wooden Center:	9-0
On Road:	8-6
At Neutral Sites:	4-0
vs. Pac-12:	14-6
vs. Pac-12 at Home:	9-1
vs. Pac-12 on Road:	5-5
vs. 2012 NCAA Tournament Teams:	12-7
vs. Ranked Teams:	4-6
In Three Sets:	15-2
In Four Sets:	6-3
In Five Sets:	2-3
On Tuesday:	0-1
On Wednesday:	2-2
On Thursday:	1-0
On Friday:	11-3
On Saturday:	5-2
On Sunday:	4-0
When Winning Set 1:	20-1
When Losing Set 1:	3-7
When Winning Set 2:	20-1
When Losing Set 2:	3-7
When Winning Set 3:	22-5
When Losing Set 3:	1-3
When Winning Set 4:	6-2
When Losing Set 4:	2-4
Leading in Kills:	21-2
Trailing in Kills:	1-6
Tied in Kills:	1-0
Leading in Errors:	4-5
Trailing in Errors:	19-1
Tied in Errors:	0-2

Leading in Hitting Percentage:	23-2
Trailing in Hitting Percentage:	0-6
Tied in Hitting Percentage:	0-0
Hitting .300 or Better:	17-0
Hitting .250-.299:	3-2
Hitting .200-.249:	3-4
Hitting .150-.199:	0-1
Hitting .149 or Below:	0-1
Opponent Hits .300 or Better:	0-1
Opponent Hits .250-.299:	4-5
Opponent Hits .200-.249:	3-2
Opponent Hits .150-.199:	6-0
Opponent Hits .149 or Below:	10-0
Leading in Service Aces:	14-4
Trailing in Service Aces:	6-3
Tied in Service Aces:	3-1
Leading in Digs:	19-3
Trailing in Digs:	4-5
Tied in Digs:	0-0
Leading in Blocks:	20-3
Trailing in Blocks:	3-5
Tied in Blocks:	0-0

ATTENDANCE

	DATES	TOTAL	AVG
Home:	13	15,752	1,212
Home (Pauley):	4	8,083	2,021
Home (Wooden):	9	7,669	852
Road:	14	37,002	2,643
Neutral:	4	17,646	4,412
Pac-12 Total:	20	31,400	1,570
Pac-12 Home:	10	13,420	1,342
Pac-12 Road:	10	17,980	1,798
Overall Total:	31	70,400	2,271

INDIVIDUAL	STATISTIC	TEAM
.643 (10-1-14), Zoë Nightingale at Colorado (Nov. 9)	HITTING PERCENTAGE (K-E-TA) (MIN. 10 KILLS)	.537 (58-7-95), vs. California (Nov. 15)
.640 (17-1-25), Tabi Love at Colorado (Nov. 9)		.530 (52-8-83), at Colorado (Nov. 9)
26, Tabi Love at Hawai'i (Sept. 9)	KILLS	78, at Stanford (Oct. 12)
25, Tabi Love, Three times and Rachael Kidder, One time		75, at Washington (Sept. 26)
24, Tabi Love vs. Washington State (Oct. 26)	KILLS (3 SETS)	58, vs. California (Nov. 15)
21, Tabi Love vs. California (Nov. 15)		52, vs. Washington State (Oct. 26) and at Colorado (Nov. 9)
26, Tabi Love at Hawai'i (Sept. 9)	KILLS (4 SETS)	70, vs. Washington (Oct. 28)
25, Tabi Love vs. Washington (Oct. 28)		63, at USC (Sept. 19)
25, Tabi Love at Washington (Sept. 26) and at Stanford (Oct. 12)	KILLS (5 SETS)	78, at Stanford (Oct. 12)
25, Rachael Kidder at Stanford (Oct. 12)		75, at Washington (Sept. 26)
83, Rachael Kidder at Stanford (Oct. 12)	TOTAL ATTACKS	219, at Stanford (Oct. 12)
73, Tabi Love at Stanford (Oct. 12)		189, at Washington (Sept. 26)
51, Tabi Love vs. Washington State (Oct. 26)	TOTAL ATTACKS (3 SETS)	118, at Oregon (Nov. 20)
45, Tabi Love at Arizona (Nov. 2)		116, vs. Washington State (Oct. 26)
71, Tabi Love vs. Washington (Oct. 28)	TOTAL ATTACKS (4 SETS)	165, vs. Stanford (Nov. 16)
60, Rachael Kidder vs. Notre Dame (Aug. 24)		157, vs. Washington (Oct. 28)
83, Rachael Kidder at Stanford (Oct. 12)	TOTAL ATTACKS (5 SETS)	219, at Stanford (Oct. 12)
73, Tabi Love at Stanford (Oct. 12)		189, at Washington (Sept. 26)
66, Megan Moenoa at Stanford (Oct. 12)	ASSISTS	75, at Stanford (Oct. 12)
52, Becca Strehlow at USC (Sept. 19) and at Utah (Nov. 10)		73, at Washington (Sept. 26)
49, Becca Strehlow vs. California (Nov. 15)	ASSISTS (3 SETS)	52, vs. California (Nov. 15)
44, Becca Strehlow at Colorado (Nov. 9)		48, vs. Washington State (Oct. 26)
52, Becca Strehlow at USC (Sept. 19)	ASSISTS (4 SETS)	66, vs. Washington (Oct. 28)
47, Becca Strehlow at Arizona State (Nov. 3)		62, at USC (Sept. 19)
66, Megan Moenoa at Stanford (Oct. 12)	ASSISTS (5 SETS)	75, at Stanford (Oct. 12)
52, Becca Strehlow at Utah (Nov. 10)		73, at Washington (Sept. 26)
26, Bojana Todorovic vs. Washington (Oct. 28)	DIGS	88, at Stanford (Oct. 12)
23, Becca Strehlow at Nebraska (Aug. 25)		74, at Nebraska (Aug. 25)
17, Bojana Todorovic vs. Oregon State (Sept. 21)	DIGS (3 SETS)	55, vs. Washington State (Oct. 26)
16, Bojana Todorovic vs. Washington State (Oct. 26)		47, at California (Oct. 14) and at Oregon (Nov. 20)
26, Bojana Todorovic vs. Washington (Oct. 28)	DIGS (4 SETS)	72, vs. USC (Nov. 23)
22, Bojana Todorovic at USC (Sept. 19) and vs. Stanford (Nov. 16)		71, vs. Washington (Oct. 28)
23, Becca Strehlow at Nebraska (Aug. 25)	DIGS (5 SETS)	88, at Stanford (Oct. 12)
22, Bojana Todorovic at Stanford (Oct. 12)		74, at Nebraska (Aug. 25)
4, Mariana Aquino at California (Oct. 14)	SERVICE ACES	10, at California (Oct. 14)
3, Kelly Reeves vs. Idaho (Sept. 7), Megan Moenoa vs. Arizona (Oct. 7) and Becca Strehlow vs. Utah (Oct. 17)		8, vs. Utah (Oct. 17)
14 (3-11), Zoë Nightingale vs. USC (Nov. 23)	BLOCKS (BS-BA)	18.0, at Colorado State (Sept. 15)
8, Mariana Aquino, Two times and Zoë Nightingale, Two times		17.5, vs. USC (Nov. 23)

MATCH-BY-MATCH KILLS-ACES-DIGS-BLOCKS

OPP	DATE	#2 REEVES	#3 LOVE	#5 STREHLOW	#6 DROLSON	#9 MOENOA	#10 TODOROVIC	#11 KIDDER	#12 AQUINO	#13 NIGHTINGALE	#14 NORTON	#15 BOLAND	#17 LOWE
ND	Aug. 24	10-1-11-3	12-0-1-2	0-0-1-0-4	0-0-7-0	3-1-6-4-35	0-2-16-0	18-0-7-1	2-1-1-4	5-0-1-6	0-0-6-0	DNP	1-0-0-1
at NEB	Aug. 25	5-0-8-1	20-0-2-4	5-0-23-1-46	0-0-0-0	DNP	0-0-18-0	14-0-10-4	3-0-0-5	6-0-0-4	1-0-12-0	DNP	8-0-1-4
NU	Aug. 31	3-1-2-3	9-0-1-1	2-0-4-2-22	0-0-6-0	0-0-2-2-12	0-1-8-0	5-0-0-0	4-0-3-2	3-0-0-5	0-1-2-0	3-0-0-3	12-1-8-3
at UCSB	Sept. 1	3-2-11-0	12-0-2-2	2-0-2-0-12	0-0-13-0	1-0-9-1-31	DNP	14-0-1-3	4-2-1-6	8-0-2-4	0-0-14-0	DNP	14-1-11-6
IDAHO	Sept. 7	2-3-5-0	11-0-0-1	1-0-8-2-37	DNP	DNP	0-1-7-0	11-0-3-1	2-0-0-1	6-2-0-2	0-0-4-0	2-0-0-1	8-0-1-0
SDSU	Sept. 8	2-1-2-2	5-0-0-1	DNP	0-0-1-0	2-1-4-2-26	0-0-11-0	13-0-4-0	2-2-4-1	3-0-2-5	0-1-3-0	DNP	10-0-1-0
at UH	Sept. 9	3-0-13-1	26-0-3-5	DNP	DNP	2-1-9-6-44	0-1-20-0	16-1-12-3	2-1-3-6	3-0-2-7	0-0-5-0	DNP	9-0-0-2
PEP	SEPT. 12	2-1-8-1	16-0-1-0	4-1-7-1-37	DNP	DNP	0-1-15-0	14-0-7-3	4-0-1-0	4-0-1-3	0-0-6-0	0-0-0-1	7-0-0-0
at CSU	Sept. 15	3-0-16-0	24-0-1-4	1-0-2-1-8	0-0-0-0	2-0-6-4-45	0-0-20-0	13-1-11-5	DNP	6-0-3-7	0-0-10-0	2-0-1-4	10-0-1-3
at USC	Sept. 19	2-0-11-0	14-0-0-1	4-0-7-0-52	DNP	DNP	0-0-22-0	18-0-6-2	8-1-1-2	3-0-0-2	0-0-8-0	1-0-0-0	13-0-7-0
OSU	SEPT. 21	8-2-6-2	12-0-1-0	4-1-6-0-37	0-0-2-0	DNP	0-0-17-0	14-1-4-2	1-0-0-1	3-0-0-6	0-0-6-0	4-0-0-0	2-0-0-2
at WASH	Sept. 26	4-0-13-1	25-0-3-3	2-0-8-1-27	0-0-2-0	1-1-6-1-40	0-0-19-0	19-1-8-5	7-2-1-5	9-0-0-8	0-1-11-0	DNP	8-0-1-2
at WSU	Sept. 28	3-0-3-0	10-0-1-1	DNP	DNP	3-0-5-2-41	0-0-11-0	18-1-8-2	DNP	9-1-4-4	0-1-4-0	3-0-0-1	5-0-0-1
ASU	OCT. 5	2-0-6-1	15-0-2-4	0-0-0-1-2	DNP	3-0-5-2-33	1-1-6-0	7-1-4-2	5-0-1-6	4-0-0-5	0-0-1-0	DNP	5-0-1-2
ARIZ	OCT. 7	6-1-6-0	13-0-1-1	0-0-0-0-6	0-0-1-0	1-3-5-3-28	0-1-6-0	13-0-4-5	4-0-0-2	3-0-0-7	0-1-4-0	DNP	3-0-0-0
at STAN	Oct. 12	14-1-15-3	25-0-1-4	DNP	0-0-0-0	2-2-16-2-66	0-0-22-0	25-1-10-3	5-1-5-5	7-0-1-7	0-0-18-0	DNP	DNP
at CAL	Oct. 14	7-2-6-1	16-1-7-3	0-0-1-2-13	0-0-0-0	0-0-7-1-24	0-1-14-0	11-0-2-1	4-4-0-0	6-0-0-6	0-2-9-0	1-0-1-1	DNP
UTAH	OCT. 17	4-0-6-1	18-1-5-2	3-3-11-0-41	DNP	DNP	0-0-10-0	13-0-1-0	3-1-1-2	4-1-1-1	0-2-4-0	4-0-0-1	0-0-0-0
COLO	OCT. 19	4-1-6-1	14-0-5-0	2-0-3-0-14	DNP	3-1-3-3-22	0-0-10-0	13-0-1-4	4-0-1-3	3-0-0-7	0-1-6-0	DNP	3-0-0-1
WSU	OCT. 26	4-0-10-3	24-0-5-0	0-0-2-0-4	DNP	1-0-12-1-34	0-0-16-0	9-0-2-3	3-1-1-8	5-0-0-3	0-0-6-0	DNP	6-0-1-4
WASH	OCT. 28	7-1-15-1	25-0-6-2	3-0-4-1-23	0-0-0-0	0-0-5-2-36	0-0-26-0	18-0-1-1	5-0-5-2	11-0-1-4	0-0-8-0	DNP	1-0-0-0
at ARIZ	Nov. 2	7-1-7-0	11-0-6-1	0-0-0-0-6	0-0-0-0	0-0-7-0-30	0-0-9-0	10-0-1-1	2-0-1-0	4-0-1-2	0-1-3-0	0-0-0-0	4-0-1-0
at ASU	Nov. 3	5-0-8-5	24-2-11-3	7-0-7-3-47	DNP	DNP	0-1-17-0	14-0-1-3	2-1-5-6	3-0-1-7	0-1-11-0	DNP	1-0-0-0
at COLO	Nov. 9	4-0-3-1	17-0-0-1	3-0-7-3-44	0-0-0-0	DNP	0-1-9-0	12-0-2-0	5-0-0-2	10-0-2-3	0-1-4-0	DNP	0-0-0-0
at UTAH	Nov. 10	9-0-11-1	16-0-9-1	7-1-7-7-52	0-0-4-0	0-0-0-0-0	0-2-15-0	19-0-1-2	3-2-4-3	7-0-3-8	0-0-5-0	DNP	5-0-0-0
CAL	NOV. 15	8-0-7-1	21-0-11-1	1-0-5-2-49	0-0-0-0	DNP	1-0-6-0	14-0-2-2	3-0-1-3	6-0-0-2	1-0-5-0	DNP	3-0-0-0
STAN	NOV. 16	5-1-9-0	10-2-3-3	2-0-10-0-45	DNP	0-0-1-1-3	0-2-22-0	21-1-9-0	5-0-3-2	5-0-0-3	0-1-8-0	DNP	10-0-1-1
at ORE	Nov. 20	7-0-13-1	16-0-0-2	0-0-1-1-16	0-1-12-0	2-0-5-3-19	0-0-0-0	8-0-5-1	1-1-4-5	5-0-0-4	0-0-6-0	0-0-0-0	2-0-1-1
USC	NOV. 23	2-0-18-0	16-0-1-3	0-0-3-1-11	0-0-1-0	3-1-6-4-32	0-0-18-0	18-1-9-4	6-0-1-2	4-0-1-14	1-0-13-0	DNP	5-0-1-3
LIU	NOV. 30	4-1-8-3	14-0-2-6	0-0-4-0-10	DNP	0-1-5-2-25	0-2-14-0	12-2-8-3	1-0-0-8	5-0-0-3	0-1-1-0	1-0-0-0	4-0-0-2
MSU	DEC. 1	1-0-13-0	14-0-1-2	DNP	0-1-9-0	1-1-10-1-44	0-1-4-0	14-0-9-4	10-1-2-4	4-0-2-3	1-0-7-0	DNP	11-0-1-1

HOME MATCHES IN BOLD CAPS • #7 Klineman played in six matches (IDAHO: 5-0-2-1; CSU: 0-0-0-0; at USC: 0-0-0-0; OSU: 0-0-0-1; ARIZ: 0-0-0-0; at COLO: 1-0-0-0)

• #16 Inouye played in one match (IDAHO: 0-0-3-0) • #19 Fincher played in three matches (NEB: 0-0-0; IDAHO: 0-0-0; OSU: 0-0-0) • Strehlow and Moenoa's totals include assists in fifth category



OPPONENTS

PAC-12 CONFERENCE STAFF DIRECTORY

1350 Treat Blvd., Ste. 500, Walnut Creek, CA 94597-8853
Phone: (925) 932-4411 • Fax: (925) 932-4601

COMMISSIONER

Larry Scott

DEPUTY COMMISSIONER/CHIEF OPERATING OFFICER

Kevin Weiberg

SENIOR VICE PRESIDENT BUSINESS AFFAIRS

Woodie Dixon

CHIEF MARKETING OFFICER

Danette Leighton

CHIEF FINANCIAL OFFICER

Ron McQuate

SENIOR ASSOCIATE COMMISSIONER/SWA

Gloria Nevarez

ASSOC. COMMISH., GOVERNANCE & ENFORCEMENT

Ron Barker

ASSOCIATE COMMISSIONER, SPORTS MANAGEMENT

Chris Dawson

ASSOCIATE COMMISSIONER, TELEVISION

Duane Lindberg

ASSOCIATE COMMISSIONER, COMPLIANCE

Erik Price

ASSOC. COMMISH., GOVERNANCE & ENFORCEMENT

Tammy Newman

VICE PRESIDENT, COMMUNICATIONS

Dave Hirsch

VICE PRESIDENT, MARKETING

Heather Vaughan

VICE PRESIDENT, OPERATIONS

Will Hunter

VICE PRESIDENT, PUBLIC AFFAIRS

Erik Hardenbergh

VICE PRESIDENT, TICKET SALES

Rob Sine

SENIOR DIRECTOR, HUMAN RESOURCES

Anna Roberts

ASSISTANT COMMISSIONER, COMMUNICATIONS

Natalia Ciccone

ASS'T COM., SPORTS MANAGEMENT & CHAMPIONSHIPS

Kristine Berndt and Heather Perry

CONTROLLER

Stephanie Cranmer

DIRECTOR, BUSINESS OPERATIONS

Taylor Lien

DIRECTOR, VIDEO OPERATIONS

Michael Ortiz

SENIOR MANAGER, INTERNATIONAL

Carrie Xu

SENIOR MANAGER, TICKET SALES

Courtney Jeffries

EXECUTIVE ASSISTANT TO THE COMMISSIONER

In Ja Halcomb

ASSISTANT DIRECTOR, BUSINESS AND FINANCE

Lina Diaz

EVENT MARKETING MANAGER

Anna Karefa-Johnson

INTERACTIVE MARKETING MANAGER

Amy Zirkle

OPERATIONS MANAGER

Ronny Bush

SPORTS MANAGEMENT MANAGER

Cheryl Wong

COMMUNICATIONS FELLOWS

Kyra Geithman, Sarah Jennings

ADMINISTRATIVE FELLOW

Sean Harris

EXECUTIVE ASSISTANT

Lylisha Santiago

ADMINISTRATIVE ASSISTANTS

Meghan Cesnik, Wendy Heredia, Michelle Zumalt

COORDINATOR OF VOLLEYBALL OFFICIATING

Charlie Brown

Built on a firm foundation of academic excellence and superior athletic performance, the Conference ushered in a new era on July 1, 2011, officially becoming the Pac-12 Conference with the additions of the University of Colorado and University of Utah.

Just 27 days after the Conference officially changed its name, Commissioner Larry Scott announced the creation of the Pac-12 Networks on July 27, 2011, solidifying a landmark television deal and putting the Conference on the forefront of collegiate athletics. The Networks, including one national network, six regional networks, and a robust digital network marked the first-ever integrated media company owned by a college conference. In addition, the "TV Everywhere" rights allow fans to access Pac-12 Networks outside the home on any digital device, including smartphones and tablet computers.

The Pac-12 launched its China Initiative in 2011 as a way to proactively promote the Conference and member institutions through student-athlete exchanges and sport. In its first two years, Pac-12 student-athletes have enjoyed unique cultural and athletic experiences in China, and the Conference has gained significant brand exposure for the future and set a foundation for growth.

On the field, the Pac-12 rises above the rest, upholding its tradition as the "Conference of Champions®," claiming an incredible 127 NCAA team titles since 1999-2000, including eight in 2012-13. That is an average of over nine championships per academic year. Even more impressive has been the breadth of the Pac-12's success, with championships coming in 28 different men's and women's sports. The Pac-12 has led or tied the nation in NCAA Championships in 47 of the last 53 years. The only exceptions being in 1980-81, 1988-89, 1990-91 and 1995-96 when the Conference finished second, and only twice finished third (1998-99 and 2004-05).

For the eighth-consecutive year, the Pac-12 had the most NCAA titles or tied for the most of any conference in the country, winning at least six every year since 2000-01. No other conference has won double-digit NCAA crowns in a single year, the Pac-12 doing so six times, including a record 14 in 1996-97.

Spanning nearly a century of outstanding athletics achievements, the Pac-12 was the first conference to reach 400 championships in 2010-11. With the inclusion of Colorado and Utah, the Conference surpassed another major milestone, with league teams capturing 450 titles, outdistancing the next conference by nearly 200. In all, Conference teams have won 459 NCAA Championships (309 men's, 150 women's).

The Conference's reputation is further proven in the annual Learfield Sports Directors' Cup competition, the prestigious award that honors the best overall collegiate athletics programs in the country. STANFORD continued its remarkable run and won its unprecedented 19th-consecutive Directors' Cup in 2012-13. Seven Pac-12 member institutions ranked among the top-25 Division I programs: No. 1 STANFORD, No. 3 UCLA, No. 14 USC, No. 15 OREGON, No. 17 CALIFORNIA, No. 18 ARIZONA STATE and No. 23 ARIZONA. It marks the third-straight year at least six member schools are in the top 25.

The Conference's eight national titles came in the form of five women's and three men's crowns. Five different league schools claimed NCAA titles and, of the six NCAA institutions to have won multiples titles, two were from the Pac-12. No other conference in the country had more than one team win multiple NCAA titles.

USC was the only institution in the country to win three NCAA titles in 2012-13, claiming both the men's and women's water polo titles, as well as women's golf. It was the fifth-straight men's water polo win, while the women's golf team dominated the field, winning with a NCAA-record 19-under. OREGON won a pair of NCAA titles, capturing its first women's cross country crown since 1987 then stood atop the podium at the women's indoor track & field championships for the fourth-consecutive year. STANFORD reclaimed the women's tennis national championship, its first since 2010, while COLORADO won the skiing championship for the second time in three years. UCLA claimed its first-ever baseball title, which was the program's first in the sport and the institution's nation-leading 109th NCAA title all-time.

In addition to the eight national championships, the Pac-12 also had runners-up in eight NCAA Championship events: women's volleyball (Oregon), men's water polo (UCLA), skiing (UTAH), men's swimming (CALIFORNIA), women's swimming (CALIFORNIA), women's rowing (CALIFORNIA), men's tennis (UCLA) and women's water polo (STANFORD).

Overall, the Conference had participation in the postseason was a common occurrence for the Pac-12 in 2012-13. Of the 22 sports sponsored by the Conference, 15 witnessed at least half its teams participating in NCAA or other postseason action. The men sent 59 of a possible 101 teams into the postseason (58.4 percent), while the women sent 70 of a possible 114 teams (61.4 percent).

The Conference has dominated the volleyball field, winning a record 14 NCAA titles in the sport since 1982. This past year was no different with seven teams earned NCAA Tournament bids, the 13th-consecutive year the Conference has sent at least six teams to the postseason event. OREGON represented the Pac-12 in the national championship match, making it the third-straight year a Conference team has played for the NCAA title. STANFORD won its sixth Conference title in seven years.

Pac-12 members have won 309 NCAA team championships on the men's side, 88 more than the next closest conference. Men's NCAA crowns have come at a phenomenal rate for the Pac-12 - 16 basketball titles by six schools (more than any other conference), 53 tennis titles, 45 outdoor track & field crowns, and 28 baseball titles. Pac-12 members have won 25 of 44 NCAA titles in volleyball, 39 of 43 in water polo, 28 in skiing, and 23 in swimming & diving national championships.

Individually, the Conference has produced an impressive number of NCAA individual champions. Over 2,000 (2,123) individual crowns have been won by Pac-12 student-athletes over the years with 1,459 by male student-athletes.

On the women's side, the story is much the same. Since the NCAA began conducting women's championships 32 years ago, Pac-12 members have claimed at least four national titles in a single season on 23 occasions, including 13-consecutive years from 2000-2013. Overall, the Pac-12 has captured 150 NCAA women's titles, easily outdistancing the SEC, which is second, with 90. Pac-12 members have dominated a number of sports, winning 23 softball titles, 20 tennis crowns, 14 volleyball titles, 15 of the last 24 trophies in golf, and 13 in swimming & diving.

Pac-12 women student-athletes shine nationally on an individual basis, as well, having captured an unmatched 664 NCAA individual crowns, an average of nearly 21 championships per season.

The roots of the Pac-12 Conference date back over 95 years to December 2, 1915, when the Pacific Coast Conference (PCC) was founded at a meeting at the Oregon Hotel in Portland, Ore. The original membership consisted of four schools - the University of California at Berkeley, the University of Washington, the University of Oregon, and Oregon State College (now Oregon State University). All still are charter members of the Conference.

Pacific Coast Conference play began in 1916 and, one year later, Washington State College (now Washington State University) was accepted into the league, with Stanford University following in 1918.

In 1922, the PCC expanded to eight teams with the admission of the University of Southern California (USC) and the University of Idaho. In 1924, the University of Montana joined the league roster, and in 1928, the PCC grew to 10 members with the addition of UCLA.

The Pacific Coast Conference competed as a 10-member league until 1950, with the exception of 1943-45 when World War II curtailed intercollegiate athletic competition to a minimum. During that time, the league's first commissioner was named. Edwin N. Atherton was Commissioner in 1940 and was succeeded by Victor O. Schmidt in 1944. In 1950, Montana resigned from the Conference and joined the Mountain States Conference. The PCC continued as a nine-team Conference through 1958.

In 1959, the PCC was dissolved and the Athletic Association of Western Universities was formed and Thomas J. Hamilton was appointed Commissioner of the new league. The original AAWU membership included California, Stanford, Southern California, UCLA and Washington. Washington State joined the membership in 1962, while Oregon and Oregon State joined in 1964. Under Hamilton's watch, the name Pacific-8 Conference was adopted in 1968. In 1971, Wiles Hallock took over as Commissioner of the Pac-8.

Ten years later, on July 1, 1978, the University of Arizona and Arizona State University were admitted to the league and the Pacific-10 Conference became a reality. In 1986-87, the league took on a new look, expanding to include 10 women's sports. Thomas C. Hansen was named the Commissioner of the Pac-10 in 1983, a role he would hold for 26 years until 2009. Hansen was succeeded by current Commissioner Larry Scott, who took on the new role in July 2009.

The University of Colorado accepted its invitation to join the Pac-12 on June 11, 2010, and on June 17, 2010, the University of Utah agreed to join the Conference. The Buffaloes and Utes officially became the 11th and 12th members of the Conference July 1, 2011, the first additions to the league since 1978. During the 33 years between expansions, Conference teams claimed 258 NCAA titles, including 130 women's and 128 men's.

Currently, the Pac-12 sponsors 11 men's sports and 11 women's sports. Additionally, the Conference is a member of the Mountain Pacific Sports Federation (MPSF) in four other men's sports and three women's sports.

The Pac-12 offices are located 25 miles east of San Francisco in Walnut Creek.



2012 PAC-12 CONFERENCE WOMEN'S VOLLEYBALL STANDINGS

	CONFERENCE					OVERALL					
	W	L	PCT	H	A	W	L	PCT	H	A	N
Stanford ^{1,2}	19	1	.950	10-0	9-1	30	4	.882	16-0	10-3	4-1
Oregon ^{2,3}	16	4	.800	8-2	8-2	30	5	.857	12-2	12-2	6-1
USC ²	15	5	.750	9-1	6-4	30	6	.833	17-1	8-5	5-0
UCLA ²	14	6	.700	9-1	5-6	23	8	.742	11-2	8-6	4-0
Washington ²	14	6	.700	8-2	6-4	25	7	.781	15-2	8-5	2-0
Arizona State ²	9	11	.450	6-4	3-7	20	14	.588	10-4	6-8	4-1
California ²	9	11	.450	4-6	5-5	15	16	.484	6-6	6-7	3-2
Arizona	8	12	.400	5-5	3-7	16	15	.516	12-7	3-8	1-0
Utah	5	15	.250	4-6	1-9	14	19	.424	7-6	3-10	4-3
Colorado	4	16	.200	4-6	0-10	14	18	.438	7-8	3-10	4-0
Oregon State	4	16	.200	3-7	1-9	14	18	.438	3-7	3-10	8-1
Washington State	3	17	.150	3-7	0-10	13	19	.406	6-7	2-11	5-1

1 - Pac-12 Champion; 2 - NCAA Tournament; 3 - NCAA Tournament Runner-Up

2012 PAC-12 INDIVIDUAL AND TEAM STATISTICAL LEADERS

HITTING PERCENTAGE

1. Carly Wopat, Stanford	.399
2. Alexis Olgard, USC	.394
3. Inky Ajanaku, Stanford	.374
4. Shannon Hawari, California	.370
5. Zoë Nightingale, UCLA	.365
6. Erin Redd, Utah	.349
7. Ariana Williams, Oregon	.334
8. Alicia Ogoms, USC	.334
9. Olivia Magill, Arizona	.328
10. Alaina Bergsma, Oregon	.325

KILLS PER SET

1. Alaina Bergsma, Oregon	4.85
2. Tabi Love, UCLA	4.51
3. Macey Gardner, Arizona State	4.40
4. Samantha Bricio, USC	4.06
5. Krista Vansant, Washington	3.99
6. Erica Wilson, Arizona State	3.98
7. Rachael Kidder, UCLA	3.98
8. Madi Kingdon, Arizona	3.96
9. Liz Brenner, Oregon	3.92
10. Jaicee Harris, Washington State	3.91

ASSISTS PER SET

1. Lauren Plum, Oregon	13.37
2. Allison Palmer, Arizona State	11.58
3. Hayley Crone, USC	11.05
4. Joan Caloiro, California	10.40
5. Becca Strehlow, UCLA	10.39
6. Megan Moenao, UCLA	10.31
7. Camryn Irwin, Washington State	10.18
8. Nicole Edelman, Colorado	9.22
9. Madi Bugg, Stanford	8.17
10. Megan McBride, Oregon State	7.29

SERVICE ACES PER SET

1. Samantha Bricio, USC	0.36
2. Morgan Odale, Utah	0.33
3. Kylin Muñoz, Washington	0.32
4. Madi Bugg, Stanford	0.28
5. Erica Wilson, Arizona State	0.28
6. Chanel Brown, Arizona	0.28
7. Cassie Strickland, Washington	0.27
8. Camille Saxton, Oregon State	0.27
9. Katherine Fischer, Oregon	0.26
10. Taylor Arizobal, Arizona	0.26

BLOCKS PER SET

1. Amanda Gil, Washington	1.82
2. Bailey Bateman, Utah	1.53
3. Carly Wopat, Stanford	1.45
4. Zoë Nightingale, UCLA	1.36
5. Kat Brown, California	1.31
6. Inky Ajanaku, Stanford	1.23
7. Kylin Muñoz, Washington	1.22
8. Nikki Lindow, Colorado	1.22
9. Shannon Hawari, California	1.20
10. Arica Nassar, Oregon State	1.20

DIGS PER SET

1. Becky Defoe, Oregon State	5.05
2. Natalie Hagglund, USC	5.02
3. Stephanie Preach, Arizona State	4.73
4. Kyle Gilbert, Stanford	4.46
5. Haley Jacob, Oregon	4.45
6. Kate Sommer, Washington State	4.06
7. Jenna Orlandini, Washington	4.06
8. Bojana Todorovic, UCLA	3.85
9. Candace Nicholson, Arizona	3.58
10. Mary McKennon, California	3.52

POINTS PER SET

1. Alaina Bergsma, Oregon	5.35
2. Tabi Love, UCLA	4.94
3. Macey Gardner, Arizona State	4.79
4. Samantha Bricio, USC	4.69
5. Krista Vansant, Washington	4.64
6. Erica Wilson, Arizona State	4.53
7. Rachael Kidder, UCLA	4.49
8. Liz Brenner, Oregon	4.39
9. Jaicee Harris, Washington State	4.36
10. Madi Kingdon, Arizona	4.34

HITTING PERCENTAGE

1. UCLA	.295
2. Oregon	.289
3. Stanford	.275
4. USC	.264
5. Washington	.251
6. California	.243
7. Utah	.237
8. Arizona	.224
9. Arizona State	.212
10. Washington State	.209
11. Colorado	.192
12. Oregon State	.186

OPPONENT HITTING PERCENTAGE

1. Stanford	.168
2. Washington	.176
3. USC	.182
4. Arizona State	.203
5. Oregon	.205
6. UCLA	.205
7. Utah	.207
8. Oregon St. and Washington St.	.212
10. Colorado	.214
11. Arizona and California	.215

ASSISTS PER SET

1. Oregon	14.90
2. UCLA	13.84
3. USC	13.61
4. Stanford	13.18
5. Arizona State	13.04
6. Arizona	12.52
7. California	12.44
8. Washington	12.25

9. Utah	11.79
10. Washington State	11.64
11. Oregon State	11.08
12. Colorado	11.03

KILLS PER SET

1. Oregon	15.95
2. UCLA	14.76
3. USC	14.60
4. Stanford	14.25
5. Arizona State	13.95
6. Arizona	13.29
7. California	13.22
8. Washington	13.09
9. Utah	12.74
10. Washington State	12.72
11. Oregon State	12.19
12. Colorado	11.97

BLOCKS PER SET

1. Washington	3.36
2. Utah	3.00
3. Stanford	2.95
4. UCLA	2.78
5. California	2.76
6. Oregon State	2.64
7. Washington State	2.45
8. Arizona	2.30
9. USC	2.21
10. Colorado	2.18
11. Arizona State	2.12
12. Oregon	1.77

SERVICE ACES PER SET

1. Washington	1.51
2. Oregon	1.36
3. USC	1.27
4. Oregon State	1.21
5. Arizona State	1.19
6. Arizona	1.12
7. Utah	1.10
8. Colorado	1.08
9. Washington State	1.06
10. UCLA	1.05
11. California	1.05
12. Stanford	0.97

DIGS PER SET

1. Stanford	17.27
2. USC	16.11
3. Oregon	15.18
4. Oregon State	15.06
5. Arizona State	15.02
6. California	14.93
7. Arizona	14.42
8. UCLA	14.17
9. Washington State	13.86
10. Washington	13.10
11. Utah	12.35
12. Colorado	12.20

2012 ALL-PAC-12 CONFERENCE HONORS

PLAYER OF THE YEAR

Alaina Bergsma, Oregon

FRESHMAN OF THE YEAR

Samantha Bricio, USC

SETTER OF THE YEAR

Lauren Plum, Oregon

LIBERO OF THE YEAR

Natalie Hagglund, USC

COACH OF THE YEAR

John Dunning, Stanford

FIRST TEAM

Rachael Kidder, UCLA, OH, Sr.**Tabi Love, UCLA, OH, Sr.**

Inky Ajanaku, Stanford, MB, Fr.

Alaina Bergsma, Oregon, OH, Sr.

Liz Brenner, Oregon, OH, So.

Samantha Bricio, USC, OH, Fr.

Jordan Burgess, Stanford, OH, Fr.

Macey Gardner, Arizona State, OH, Fr.

Natalie Hagglund, USC, L, Jr.

Shannon Hawari, California, MB, Sr.

Brittany Howard, Stanford, OH, Fr.

Lauren Plum, Oregon, S, Jr.

Krista Vansant, Washington, OH, So.

Carly Wopat, Stanford, MB, Jr.

HONORABLE MENTION

Zoë Nightingale, UCLA, MB, So.

Katie Fuller, USC, OPP, Sr.

Jaicee Harris, Washington State, OH, So.

Haley Jacob, Oregon, L, Sr.

Correy Johnson, California, MB/OPP, Sr.

Madi Kingdon, Arizona, OH, Jr.

Kylin Muñoz, Washington, OH, Jr.

Alexis Olgard, USC, MB, Jr.

Erin Redd, Utah, MB, Jr.

Camille Saxton, Oregon State, OH, Sr.

Sara Shaw, USC, OH, Jr.

Ariana Williams, Oregon, MB, Jr.

Rachel Williams, Stanford, OH, Jr.

Erica Wilson, Arizona State, OH, Sr.

ALL-FRESHMAN TEAM

Inky Ajanaku, Stanford, MB

Samantha Bricio, USC, OH

Madi Bugg, Stanford, S

Jordan Burgess, Stanford, OH

Macey Gardner, Arizona State, OH

Brittany Howard, Stanford, OH

Allison Palmer, Arizona State, S

ALL-FRESHMAN HONORABLE MENTION TEAM

Becca Strehlow, UCLA, S

Halli Amaro, Arizona, MB

Alexis Austin, Colorado, MB/OH

Nicole Edelman, Colorado, S

Olivia Magill, Arizona, MB

Alicia Ogoms, USC, MB

Cassie Strickland, Washington, OH/L

PAC-12 PLAYERS OF THE WEEK

DATE	OFFENSIVE	DEFENSIVE	FRESHMAN
8/27	A.Bergsma, ORE	A.Nassar, OSU	S.Bricio, USC
9/3	K.Vansant, WASH	K.Lowe, UCLA	S.Bricio, USC
9/10	C.Saxton, OSU	B.Defoe, OSU	M.Bugg, STAN
9/17	A.Nassar, OSU	M.Glab, WSU	M.Gardner, ASU
9/24	L.Plum, ORE	J.Burgess, STAN	J.Burgess, STAN
10/1	K.Vansant, WASH	A.Gil, WASH	M.Gardner, ASU
10/8	S.Bricio, USC	N.Hagglund, USC	S.Bricio, USC
10/15	A.Bergsma, ORE	K.Gilbert, STAN	I.Ajanaku, STAN
10/22	C.Wopat, STAN	M.Wade, WASH	S.Bricio, USC
10/29	T.Love, UCLA	N.Hagglund, USC	I.Ajanaku, STAN
11/5	C.Wopat, STAN	K.Brown, CAL	B.Howard, STAN
11/12	L.Brenner, ORE	B.Howard, STAN	B.Howard, STAN
11/19	A.Bergsma, ORE	N.Hagglund, USC	S.Bricio, USC
11/26	K.Fischer, ORE	S.Preach, ASU	J.Burgess, STAN

ALBANY

Friday, Aug. 30 • Gersten Pavilion (LMU) • 4 p.m.

GENERAL INFORMATION

Loc./Conf./Nickname Albany, NY/America East/Great Danes
Colors/Founded/Enrollment Purple & Gold/1844/2,600
WVB SID/Office Phone Brooke Rayder/(518) 442-5733
E-mail/Website brayder@albany.edu/ualbanysports.com

COACHING INFORMATION

Head Coach MJ Engstrom (6th Year)
Record at ALB/Career (Years) 102-51 (5)/102-51 (5)
Assistant Coaches Rich Zwolinski, Brooke Stanley

TEAM INFORMATION

2012 Overall/America East Record 14-15/10-2 (1st)
2012 Postseason/Final Ranking None/None
Letterwinners Returning/Lost/Newcomers 4/6/9
Starters Returning/Lost 2 + libero/4

TOP RETURNERS

Samantha Brostrom (OH, 6-0, Jr.) - 2.72 kps, 2.28 dps, 4 aces
 Viktoriia Stroilo (L, 5-6, Jr.) - 5.33 dps, 25 aces

SERIES INFORMATION

Series Record First Meeting

DENVER

Thursday, Sept. 12 • Hamilton Gymnasium • 6 p.m. PT

GENERAL INFORMATION

Location/Conf./Nickname Denver, CO/Summit/Pioneers
Colors/Founded/Enrollment Crimson & Gold/1864/11,656
Home Court (Capacity) Hamilton Gymnasium (2,500)
WVB SID/Office Phone Nicole Bostel/(303) 871-4990
E-mail/Website nicole.bostel@du.edu/denverpioneers.com

COACHING INFORMATION

Head Coach Jesse Mahoney (2nd Year)
Record at DEN/Career (Years) 17-13 (1)/17-13 (1)
Assistant Coaches Tom Hogan, Katelin Batten

TEAM INFORMATION

2012 Overall/WAC Record 17-13/10-8 (5th)
2012 Postseason/Final Ranking None/None
Letterwinners Returning/Lost/Newcomers 9/6/6
Starters Returning/Lost 5/1 + libero

TOP RETURNERS

Colleen King (OH, 6-1, Sr.) - 3.11 kps, 0.96 bps, 0.42 dps
 Michele Swope (OH, 5-11, So.) - 2.55 kps, 2.13 dps, 10 aces

SERIES INFORMATION

Series Record UCLA leads 2-0
Last Meeting Sept. 9, 2006 in Denver, Colo.
Result UCLA 3, Denver 1 (24-30, 30-26, 30-24, 30-27)

LOYOLA MARYMOUNT

Saturday, Aug. 31 • Gersten Pavilion • 7 p.m.

GENERAL INFORMATION

Location/Conf./Nickname Los Angeles, CA/West Coast/Lions
Colors/Founded/Enrollment Crimson & Navy/1911/5,962
Home Court (Capacity) Gersten Pavilion (4,156)
WVB SID/Office Phone Tyler Geivett/(310) 338-7638
E-mail/Website tyler.geivett@lm.u.edu/lmulions.com

COACHING INFORMATION

Head Coach Tom Black (4th Year)
Record at LMU/Career (Years) 47-44 (3)/162-73 (8)
Assistant Coaches Meagan Schmitt, Ron Larsen

TEAM INFORMATION

2012 Overall/WCC Record 18-13/8-8 (T-5th)
2012 Postseason/Final Ranking 0-1 (First Round)/None
Letterwinners Returning/Lost/Newcomers 11/2/4
Starters Returning/Lost 5 + libero/1

TOP RETURNERS

Kathleen Luft (OH, 6-1, Sr.) - 4.16 kps, 1.84 dps, 13 aces
 Litara Keil (MB, 6-1, Jr.) - 3.12 kps, 1.04 bps, 34 aces

SERIES INFORMATION

Series Record (Streak) UCLA leads 9-1 (UCLA +6)
Last Meeting Aug. 27, 2011 in Los Angeles, Calif. (LMU)
Result UCLA 3, Loyola Marymount 0 (25-15, 25-21, 25-18)

CAL STATE NORTHRIDGE

Friday, Sept. 13 • Hamilton Gym (Denver) • 3:30 p.m. PT

GENERAL INFORMATION

Location/Conf./Nickname Northridge, CA/Big West/Matadors
Colors/Founded/Enrollment Red, White & Black/1958/36,000
WVB SID/Office Phone Matt Monroe/(818) 677-3247
E-mail/Website matt.monroe@csun.edu/gomatadors.com

COACHING INFORMATION

Head Coach Jeff Stork (12th Year)
Record at CSUN/Career (Years) 144-178 (11)/166-184 (12)
Assistant Coaches Susie Terrusa, John Price

TEAM INFORMATION

2012 Overall/Big West Record 21-10/12-6 (3rd)
2012 Postseason/Final Ranking None/None
Letterwinners Returning/Lost/Newcomers 11/2/5
Starters Returning/Lost 6/libero

TOP RETURNERS

Casey Hinger (MB, 6-2, Jr.) - 2.52 kps, 1.34 bps, 12 aces
 Sydney Gedryn (S, 5-11, Sr.) - 9.83 aces, 2.09 dps, 19 aces

SERIES INFORMATION

Series Record (Streak) UCLA leads 35-5 (UCLA +18)
Last Meeting Sept. 12, 2011 at John Wooden Center
Result UCLA 3, Cal State Northridge 0 (25-22, 25-17, 25-17)

HAWAII

Saturday, Sept. 7 • Stan Sheriff Center • 10:30 p.m. PT

GENERAL INFORMATION

Loc./Conf./Nickname Honolulu, HI/Big West/Rainbow Wahine
Colors/Founded/Enroll. Green, Black, White, Silver/1907/20,000
Home Court (Capacity) Stan Sheriff Center (10,300)
WVB SID/Office Phone John Barry/(808) 956-7506
E-mail/Website jbarry@hawaii.edu/hawaiiathletics.com

COACHING INFORMATION

Head Coach Dave Shoji (39th Year)
Record at UH/Career (Years) 1103-184-1 (38)/1103-184-1 (38)
Assistant Coaches Scott Wong (Assoc.), Robyn Ah Mow-Santos

TEAM INFORMATION

2012 Overall/Big West Record 27-3/18-0 (1st)
2012 Postseason/Final Ranking 1-1 (Second Round)/11th
Letterwinners Returning/Lost/Newcomers 12/5/4
Starters Returning/Lost 4 + libero/2

TOP RETURNERS

Emily Hartong (OH, 6-2, Sr.) - 4.66 kps, 2.35 dps, 28 aces
 Mita Uiato (S, 5-8, Sr.) - 10.44 aces, 2.29 dps, 17 aces

SERIES INFORMATION

Series Record (Streak) Hawaii leads 36-34 (UCLA +2)
Last Meeting Sept. 9, 2012 in Honolulu, Hawaii
Result UCLA 3, Hawaii 1 (28-30, 25-16, 25-17, 25-21)

NEW MEXICO STATE

Friday, Sept. 6 • Stan Sheriff Center (UH) • 8 p.m. PT

GENERAL INFORMATION

Loc./Conf./Nickname Las Cruces, NM/Western Athletic/Aggies
Colors/Founded/Enrollment Crimson & White/1888/16,428
WVB SID/Office Phone Eddie Morelos/(575) 646-1885
E-mail/Website emorelos@nmsu.edu/nmstatesports.com

COACHING INFORMATION

Head Coach Mike Jordan (16th Year)
Record at NMSU/Career (Years) 330-149 (15)/330-149 (15)
Assistant Coaches Keith Rubio, Ben Wallis

TEAM INFORMATION

2012 Overall/WAC Record 23-10/12-6 (4th)
2012 Postseason/Final Ranking 0-1 (First Round)/None
Letterwinners Returning/Lost/Newcomers 10/2/7
Starters Returning/Lost 5 + libero/1

TOP RETURNERS

Lauren Loerch (OH, 6-0, Sr.) - 2.55 kps, 0.52 bps, 0.65 dps
 Desiree Scott (MB, 6-2, Sr.) - 2.19 kps, 1.23 bps

SERIES INFORMATION

Series Record First Meeting

CREIGHTON

Saturday, Sept. 14 • Hamilton Gym (Denver) • 11 a.m. PT

GENERAL INFORMATION

Location/Conference/Nickname Omaha, NE/Big East/Bluejays
Colors/Founded/Enrollment Blue & White/1878/7,736
WVB SID/Office Phone Rob Anderson/(402) 280-5544
E-mail/Website randerson@creighton.edu/gocreighton.com

COACHING INFORMATION

Head Coach Kirsten Bernthal Booth (11th Year)
Record at CREI/Career (Years) 187-119 (10)/187-119 (10)
Assistant Coaches Tom Mendoza (Assoc.), Angie Oxley Behrens

TEAM INFORMATION

2012 Overall/Missouri Valley Record 29-4/17-1 (1st)
2012 Postseason/Final Ranking 1-1 (Second Round)/24th
Letterwinners Returning/Lost/Newcomers 9/5/4
Starters Returning/Lost 4 + libero/2

TOP RETURNERS

Kelli Browning (MB, 6-4, Jr.) - 2.82 kps, 1.65 bps, 17 aces
 Melanie Jereb (OH, 6-2, So.) - 2.47 kps, 2.74 dps, 16 aces

SERIES INFORMATION

Series Record First Meeting

LONG BEACH STATE

Wednesday, Sept. 18 • Walter Pyramid • 7 p.m.

GENERAL INFORMATION

Location/Conf./Nickname Long Beach, CA/Big West/49ers
Colors/Founded/Enrollment Black & Gold/1949/36,288
Home Court (Capacity) The Walter Pyramid (4,200)
WVB SID/Office Phone TBA/(562) 985-7797
E-mail/Website tba/longbeachstate.com

COACHING INFORMATION

Head Coach Brian Gimmillaro (29th Year)
Record at LBSU/Career (Years) 744-189 (28)/744-189 (28)
Assistant Coaches Erika Chidester, Matt Ulmer

TEAM INFORMATION

2012 Overall/Big West Record 18-11/13-5 (2nd)
2012 Postseason/Final Ranking None/None
Letterwinners Returning/Lost/Newcomers 8/6/8
Starters Returning/Lost 4 + libero/2

TOP RETURNERS

Chisom Okpala (MB, 6-2, Jr.) - 2.86 kps, .328 hit pct., 1.17 bps
 Delainey Aigner-Swesey (OH, 6-1, Sr.) - 2.87 kps, 2.60 dps

SERIES INFORMATION

Series Record (Streak) UCLA leads 56-19 (UCLA +2)
Last Meeting Sept. 1, 2011 in Honolulu, Hawaii
Result UCLA 3, Long Beach St. 1 (25-19, 27-25, 21-25, 25-18)

NORTH TEXAS

Saturday, Aug. 31 • Gersten Pavilion (LMU) • 10 a.m.

GENERAL INFORMATION

Loc./Conf./Nickname Denton, TX/Conference USA/Mean Green
Colors/Founded/Enrollment Green & White/1890/35,778
WVB SID/Office Phone Tim McNamara/(940) 565-3671
E-mail/Website tim.mcnamara@unt.edu/meangreensports.com

COACHING INFORMATION

Head Coach Andrew Palileo (1st Year)
Record at UNT/Career (Years) 0-0/272-191 (14)
Assistant Coaches Al Givens, Susan Halverson

TEAM INFORMATION

2012 Overall/Sun Belt Record 26-12/9-5 (T-3rd)
2012 Postseason/Final Ranking None/None
Letterwinners Returning/Lost/Newcomers 12/1/2
Starters Returning/Lost 5 + libero/1

TOP RETURNERS

Carnae Dillard (OH, 5-8, So.) - 4.09 kps, 2.19 dps, 29 aces
 Courtney Windham (OH, 6-3, Sr.) - 3.11 kps, 1.28 bps, 0.45 dps

SERIES INFORMATION

Series Record First Meeting

SANTA CLARA

Thursday, Sept. 5 • Stan Sheriff Center (UH) • 8 p.m. PT

GENERAL INFORMATION

Loc./Conf./Nickname Santa Clara, CA/West Coast/Broncos
Colors/Founded/Enrollment Red & White/1851/8,685
WVB SID/Office Phone Michelle Schmitt/(408) 554-2114
E-mail/Website mschmitt@scu.edu/santaclarabroncos.com

COACHING INFORMATION

Head Coach Jon Wallace (15th Year)
Record at SCU/Career (Years) 295-154 (14)/295-154 (14)
Assistant Coaches Matt Lyles, Aaron Mansfield

TEAM INFORMATION

2012 Overall/WCC Record 20-12/9-7 (4th)
2012 Postseason/Final Ranking 0-1 (First Round)/None
Letterwinners Returning/Lost/Newcomers 10/5/9
Starters Returning/Lost 4 + libero/2

TOP RETURNERS

Megan Anders (MB, 6-4, Sr.) - 3.02 kps, 0.80 bps, .361 hit pct.
 Taylor Milton (OH, 5-11, Jr.) - 2.90 kps, 2.35 dps, 19 aces

SERIES INFORMATION

Series Record (Streak) UCLA leads 3-1 (UCLA +2)
Last Meeting Aug. 28, 2009 in Honolulu, Hawai'i
Result UCLA 3, Santa Clara 0 (25-21, 25-16, 25-18)



MARIANA AQUINO

USC

Wednesday, Sept. 25 • Galen Center • 7 p.m.

Wednesday, Nov. 27 • Pauley Pavilion • TBA

GENERAL INFORMATION

Location Los Angeles, Calif.
Founded 1880
Enrollment 38,000
Nickname Trojans
Colors Cardinal and Gold
Conference Pac-12
President Dr. C.L. Max Nikias
Athletic Director Pat Haden
Senior Women's Administrator Dr. Donna C. Heinel

FACILITY INFORMATION

Home Court Galen Center
Capacity 10,258
Press Row Phone (213) 741-1341

SPORTS INFORMATION

Women's Volleyball SID Jeremy Wu
Office Phone (213) 740-3807
Office Fax (213) 740-7584
E-mail jjw@usc.edu
Website usctrojans.com

COACHING INFORMATION

Head Coach Mick Haley (13th Year)
Alma Mater Ball State (1965)
Record at USC (Years) 314-71 (12)
Career Record (Years) 1087-259-1 (36)
Associate Head Coach Tim Nollan (7th Year)
Assistant Coach Cookie Stevens (9th Year)
Office Phone (213) 740-4151

TEAM INFORMATION

2012 Record 30-6
2012 Pac-12 Record 15-5 (3rd)
2012 Postseason 3-1 (Regional Final)
2012 Final AVCA Ranking 6th
Letterwinners Returning/Lost 9/4
Starters Returning/Lost 5 + libero/1
Newcomers 6

TOP RETURNERS

Natalie Hagglund (L, 5-9, Sr.) - 5.02 dps, 14 aces
 Samantha Bricio (OH, 6-2, So.) - 4.06 kps, 2.39 dps, 43 aces
 Sara Shaw (OH, 6-2, Sr.) - 2.87 kps, 2.79 dps, 27 aces
 Hayley Crone (S, 5-9, Jr.) - 11.05 aces, 2.19 dps, 31 aces

SERIES INFORMATION

Series Record UCLA leads 58-53
Streak UCLA +1
2012 Meeting at USC September 19
Result USC 3, UCLA 1 (28-26, 25-20, 24-26, 25-17)
2012 Meeting at UCLA November 23
Result UCLA 3, USC 1 (19-25, 25-23, 25-17, 25-19)



COLORADO

Friday, Sept. 27

Coors Events Center • 6 p.m. PT

GENERAL INFORMATION

Location Boulder, Colo.
Founded 1876
Enrollment 29,884
Nickname Buffaloes
Colors Silver, Gold and Black
Conference Pac-12
Chancellor Phil DiStefano
Athletic Director Rick George
Senior Women's Administrator Ceal Barry

FACILITY INFORMATION

Home Court Coors Events Center
Capacity 11,064
Press Row Phone (303) 492-1552

SPORTS INFORMATION

Women's Volleyball SID Linda Sprouse
Office Phone (303) 492-5980
Office Fax (303) 492-3811
E-mail linda.sprouse@colorado.edu
Website cubuffs.com

COACHING INFORMATION

Head Coach Liz Kritza (5th Year)
Alma Mater Tulane (2000)
Record at Colorado (Years) 33-84 (4)
Career Record (Years) 109-123 (8)
Assistant Coach Kevin Maureen Campbell (1st Year)
Assistant Coach JT Wenger (2nd Year)
Office Phone (303) 492-5669

TEAM INFORMATION

2012 Record 14-18
2012 Pac-12 Record 4-16 (T-10th)
2012 Postseason None
2012 Final AVCA Ranking None
Letterwinners Returning/Lost 12/3
Starters Returning/Lost 6 + libero/0
Newcomers 8

TOP RETURNERS

Alexis Austin (OH, 6-2, So.) - 3.14 kps, 1.21 dps, 0.38 bps
 Nicole Edelman (S, 6-0, So.) - 9.22 aces, 1.77 dps, 27 aces
 Kelsey English (MB, 6-2, Jr.) - 1.88 kps, 0.79 bps, 16 aces
 Neira Ortiz Ruiz (OH, 6-5, So.) - 2.24 kps, 0.44 dps, 8 aces

SERIES INFORMATION

Series Record UCLA leads 7-0
Streak UCLA +7
2012 Meeting at Colorado November 9
Result UCLA 3, Colorado 0 (25-15, 25-22, 25-12)
2012 Meeting at UCLA October 19
Result UCLA 3, Colorado 0 (25-20, 25-16, 26-24)



STANFORD

Wednesday, Oct. 2 • Pauley Pavilion • 7:30 p.m.
Friday, Nov. 1 • Maples Pavilion • 8 p.m.

GENERAL INFORMATION

Location	Stanford, Calif.
Founded	1885
Enrollment	15,319
Nickname	Cardinal
Colors	Cardinal and White
Conference	Pac-12
President	John Hennessy
Athletic Director	Bernard Muir
Senior Women's Administrator	Beth Goode

FACILITY INFORMATION

Home Court	Maples Pavilion
Capacity	7,223
Press Row Phone	(650) 723-4418

SPORTS INFORMATION

Women's Volleyball SID	Regina Verlengiere
Office Phone	(650) 723-0996
Office Fax	(650) 725-2957
E-mail	rverleng@stanford.edu
Website	gostanford.com

COACHING INFORMATION

Head Coach	John Dunning (13th Year)
Alma Mater	San Diego State (1973)
Record at Stanford (Years)	341-61 (12)
Career Record (Years)	778-163 (28)
Associate Head Coach	Denise Corlett (25th Year)
Assistant Coach	Jason Mansfield (12th Year)
Office Phone	(650) 724-7654

TEAM INFORMATION

2012 Record	30-4
2012 Pac-12 Record	19-1 (1st)
2012 Postseason	3-1 (Regional Final)
2012 Final AVCA Ranking	4th
Letterwinners Returning/Lost	11/4
Starters Returning/Lost	6 + libero/0
Newcomers	4

TOP RETURNERS

Jordan Burgess (OH, 6-1, So.) - 2.87 kps, 3.41 dps, 21 aces
Carly Wopat (MB, 6-2, Sr.) - 2.84 kps, 1.45 bps, 20 aces
Kyle Gilbert (L, 5-7, Jr.) - 4.46 dps, 12 aces
Madi Bugg (S, 6-0, So.) - 8.17 aps, 2.28 dps, 34 aces

SERIES INFORMATION

Series Record	Stanford leads 44-38
Streak	Stanford +2
2012 Meeting at UCLA	November 16
Result	Stanford 3, UCLA 1 (25-22, 25-18, 15-25, 27-25)
2012 Meeting at Stanford	October 12
Result	Stanford 3, UCLA 2 (25-23, 19-25, 28-26, 17-25, 16-14)



CALIFORNIA

Friday, Oct. 4 • Pauley Pavilion • 6 p.m.
Sunday, Nov. 3 • Haas Pavilion • 3 p.m.

GENERAL INFORMATION

Location	Berkeley, Calif.
Founded	1868
Enrollment	35,409
Nickname	Golden Bears
Colors	Blue and Gold
Conference	Pac-12
Chancellor	Nicholas Dirks
Athletic Director	Sandy Barbour
Senior Women's Administrator	Teresa Kuehn-Gould

FACILITY INFORMATION

Home Court	Haas Pavilion
Capacity	11,877
Press Row Phone	(510) 642-3098

SPORTS INFORMATION

Women's Volleyball SID	Jonathan Okanes
Office Phone	(510) 643-7644
Office Fax	(510) 643-7778
E-mail	jokanes@berkeley.edu
Website	calbears.com

COACHING INFORMATION

Head Coach	Rich Feller (15th Year)
Alma Mater	San Diego State (1973)
Record at California (Years)	283-153 (14)
Career Record (Years)	582-320 (28)
Assistant Coach	Ben Bodipo-Memba (2nd Year)
Assistant Coach	Jennifer Carey (3rd Year)
Office Phone	(510) 642-9208

TEAM INFORMATION

2012 Record	15-16
2012 Pac-12 Record	9-11 (T-6th)
2012 Postseason	0-1 (First Round)
2012 Final AVCA Ranking	None
Letterwinners Returning/Lost	10/4
Starters Returning/Lost	3 + libero/3
Newcomers	6

TOP RETURNERS

Joan Caloiaro (S, 5-11, Sr.) - 10.40 aps, 2.87 dps, 18 aces
Adrienne Gehan (OH, 6-3, Sr.) - 3.10 kps, 2.35 dps, 17 aces
Christina Higgins (OH/OPP, 6-2, Jr.) - 2.76 kps, 0.56 bps
Mary McKennon (L, 5-9, So.) - 3.52 dps, 4 aces

SERIES INFORMATION

Series Record	UCLA leads 56-6
Streak	UCLA +4
2012 Meeting at UCLA	November 15
Result	UCLA 3, California 0 (25-16, 25-22, 25-18)
2012 Meeting at California	October 14
Result	UCLA 3, California 0 (25-18, 25-21, 25-18)



OREGON

Friday, Oct. 11 • Matthew Knight Arena • 8 p.m.
Sunday, Nov. 10 • Pauley Pavilion • 1 p.m.

GENERAL INFORMATION

Location	Eugene, Ore.
Founded	1876
Enrollment	25,000
Nickname	Ducks
Colors	Green and Yellow
Conference	Pac-12
President	Michael Gottfredson
Athletic Director	Rob Mullens
Senior Women's Administrator	Lisa Peterson

FACILITY INFORMATION

Home Court	Matthew Knight Arena
Capacity	12,541
Press Row Phone	(541) 346-4497

SPORTS INFORMATION

Women's Volleyball SID	Casey Johnson
Office Phone	(541) 346-5532
Office Fax	(541) 346-5449
E-mail	cjohn17@uoregon.edu
Website	goducks.com

COACHING INFORMATION

Head Coach	Jim Moore (9th Year)
Alma Mater	Long Beach State (1980)
Record at Oregon (Years)	166-86 (8)
Career Record (Years)	518-242 (24)
Assistant Coach	Tina Johnson-Lockhart (9th Year)
Assistant Coach	Stacy Metro (9th Year)
Office Phone	(541) 346-4093

TEAM INFORMATION

2012 Record	30-5
2012 Pac-12 Record	16-4 (2nd)
2012 Postseason	5-1 (National Runner-Up)
2012 Final AVCA Ranking	2nd
Letterwinners Returning/Lost	9/5
Starters Returning/Lost	4/2 + libero
Newcomers	7

TOP RETURNERS

Liz Brenner (OH, 6-1, Jr.) - 3.92 kps, 2.59 dps, 24 aces
Lauren Plum (S, 5-9, Sr.) - 13.37 aps, 2.17 dps, 26 aces
Ariana Williams (MB, 6-2, Sr.) - 2.49 kps, .334 hit pct., 0.69 bps
Canace Finley (OH, 6-2, So.) - 1.09 kps, 0.77 bps

SERIES INFORMATION

Series Record	UCLA leads 51-7
Streak	Oregon +2
2012 Meeting at Oregon	November 20
Result	Oregon 3, UCLA 0 (26-24, 25-23, 25-21)
Last Meeting at UCLA (2011)	October 15
Result	UCLA 3, Oregon 1 (25-21, 22-25, 25-23, 25-19)



OREGON STATE

Saturday, Oct. 12 • Gill Coliseum • 7 p.m.
Friday, Nov. 8 • John Wooden Center • 6 p.m.

GENERAL INFORMATION

Location	Corvallis, Ore.
Founded	1868
Enrollment	26,393
Nickname	Beavers
Colors	Orange and Black
Conference	Pac-12
President	Dr. Edward Ray
Athletic Director	Bob De Carolis
Senior Women's Administrator	Marianne Vydra

FACILITY INFORMATION

Home Court	Gill Coliseum
Capacity	9,604
Press Row Phone	(541) 737-3020

SPORTS INFORMATION

Women's Volleyball SID	Hank Hager
Office Phone	(541) 737-7472
Office Fax	(541) 737-3072
E-mail	hank.hager@oregonstate.edu
Website	osubeavers.com

COACHING INFORMATION

Head Coach	Taras Liskevych (9th Year)
Alma Mater	Loyola University (1970)
Record at Oregon State (Years)	89-149 (8)
Career Record (Years)	356-233 (17)
Assistant Coach	Mark Barnard (9th Year)
Assistant Coach	Emily Hiza (3rd Year)
Office Phone	(541) 737-7490

TEAM INFORMATION

2012 Record	14-18
2012 Pac-12 Record	4-16 (T-10th)
2012 Postseason	None
2012 Final AVCA Ranking	None
Letterwinners Returning/Lost	9/8
Starters Returning/Lost	2 + libero/4
Newcomers	5

TOP RETURNERS

Arica Nassar (OH/MB, 6-1, Jr.) - 2.34 kps, 1.20 bps, 0.41 dps
Becky Defoe (L/DS, 5-5, Sr.) - 5.05 dps, 13 aces
Haley Clarke (MB, 6-5, So.) - 0.99 kps, 1.08 bps,
Tayla Woods (S, 5-11, Jr.) - 5.93 aps, 1.53 dps, 10 aces

SERIES INFORMATION

Series Record	UCLA leads 51-3
Streak	UCLA +10
Last Meeting at Oregon State (2011)	November 12
Result	UCLA 3, Oregon State 1 (25-17, 18-25, 25-16, 25-18)
2012 Meeting at UCLA	September 21
Result	UCLA 3, Oregon State 0 (25-14, 25-18, 25-17)



ARIZONA

Friday, Oct. 18 • McKale Center • 6 p.m.
Sunday, Nov. 24 • John Wooden Center • 1 p.m.

GENERAL INFORMATION

Location	Tucson, Ariz.
Founded	1885
Enrollment	40,200
Nickname	Wildcats
Colors	Cardinal and Navy
Conference	Pac-12
President	Dr. Ann Weaver Hart
Athletic Director	Greg Byrne
Senior Women's Administrator	Kathleen LaRose

FACILITY INFORMATION

Home Court	McKale Center
Capacity	14,545
Press Row Phone	(520) 621-5291

SPORTS INFORMATION

Women's Volleyball SID	Ryan Dunn
Office Phone	(520) 621-0084
Office Fax	(520) 621-2681
E-mail	rdunn@arizona.edu
Website	arizonawildcats.com

COACHING INFORMATION

Head Coach	David Rubio (22nd Year)
Alma Mater	Cal State Northridge (1982)
Record at Arizona (Years)	395-240 (21)
Career Record (Years)	517-306 (26)
Assistant Coach	Gregg Whitis (1st Year)
Assistant Coach	Charita Stubbs (1st Year)
Office Phone	(520) 621-2136

TEAM INFORMATION

2012 Record	16-15
2012 Pac-12 Record	8-12 (8th)
2012 Postseason	None
2012 Final AVCA Ranking	None
Letterwinners Returning/Lost	10/4
Starters Returning/Lost	5 + libero/1
Newcomers	8

TOP RETURNERS

Madi Kingdon (OH, 6-1, Jr.) - 3.96 kps, 2.85 dps, 16 aces
Taylor Arizobal (OH, 6-2, Jr.) - 2.83 kps, 1.50 dps, 29 aces
Halli Amaro (MB, 6-1, So.) - 2.25, kps, 0.88 bps, 0.42 dps
Ronni Lewis (L, 5-5, Jr.) - 2.77 dps, 17 aces

SERIES INFORMATION

Series Record	UCLA leads 52-20
Streak	Arizona +1
2012 Meeting at Arizona	November 2
Result	Arizona 3, UCLA 0 (25-22, 25-16, 26-24)
2012 Meeting at UCLA	October 7
Result	UCLA 3, Arizona 0 (25-16, 25-20, 27-25)



ARIZONA STATE

Sunday, Oct. 20 • Wells Fargo Arena • 11 a.m.
Friday, Nov. 22 • John Wooden Center • 6 p.m.

GENERAL INFORMATION

Location	Tempe, Ariz.
Founded	1885
Enrollment	73,373
Nickname	Sun Devils
Colors	Maroon and Gold
Conference	Pac-12
President	Dr. Michael Crow
Athletic Director	Steve Patterson
Senior Women's Administrator	Dawn Rogers

FACILITY INFORMATION

Home Court	Wells Fargo Arena
Capacity	10,734
Press Row Phone	(480) 254-8345

SPORTS INFORMATION

Women's Volleyball SID	Corinne Calabro
Office Phone	(480) 965-1237
Office Fax	(480) 965-5408
E-mail	corinne.calabro@asu.edu
Website	thesundevils.com

COACHING INFORMATION

Head Coach	Jason Watson (6th Year)
Alma Mater	BYU (1994)
Record at Arizona State (Years)	68-89 (5)
Career Record (Years)	142-107 (8)
Assistant Coaches	Sammi Stuart (6th Year), Linda Hampton-Keith (3rd Year), Mike Wall (4th Year)
Office Phone	(480) 965-7178

TEAM INFORMATION

2012 Record	20-14
2012 Pac-12 Record	9-11 (6th)
2012 Postseason	0-1 (First Round)
2012 Final AVCA Ranking	None
Letterwinners Returning/Lost	11/3
Starters Returning/Lost	4 + libero/2
Newcomers	5

TOP RETURNERS

Macey Gardner (OH, 6-0, So.) - 4.40 kps, 2.34 dps, 19 aces
Stephanie Preach (L, 5-8, Sr.) - 4.73 dps, 17 aces
Allison Palmer (S, 5-9, So.) - 11.58 aps, 2.12 dps, 21 aces
Nora Tuioti-Mariner (OH, 6-1, Jr.) - 1.89 kps, 1.78 dps, 18 aces

SERIES INFORMATION

Series Record	UCLA leads 66-8
Streak	UCLA +5
2012 Meeting at Arizona State	November 3
Result	UCLA 3, Arizona State 1 (25-21, 25-14, 24-26, 25-16)
2012 Meeting at UCLA	October 5
Result	UCLA 3, Arizona State 0 (25-22, 25-13, 25-15)



WASHINGTON

Friday, Oct. 25 • Pauley Pavilion • 8 p.m.
Wednesday, Nov. 13 • Alaska Airlines Arena • TBA

GENERAL INFORMATION

Location	Seattle, Wash.
Founded	1861
Enrollment	42,000
Nickname	Huskies
Colors	Purple and Gold
Conference	Pac-12
President	Michael K. Young
Athletic Director	Scott Woodward
Senior Women's Administrator	Stephanie Rempe

FACILITY INFORMATION

Home Court	Alaska Airlines Arena
Capacity	10,000
Press Row Phone	(206) 616-8845

SPORTS INFORMATION

Women's Volleyball SID	Michael Bruscas
Office Phone	(206) 543-2331
Office Fax	(206) 543-5000
E-mail	mbruscas@uw.edu
Website	gohuskies.com

COACHING INFORMATION

Head Coach	Jim McLaughlin (13th Year)
Alma Mater	UC Santa Barbara (1985)
Record at Washington (Years)	294-84 (12)
Career Record (Years)	376-127 (16)
Associate Head Coach	Leslie Gabriel (13th Year)
Assistant Coach	Keegan Cook (1st Year)
Office Phone	(206) 543-0432

TEAM INFORMATION

2012 Record	25-7
2012 Pac-12 Record	14-6 (T-4th)
2012 Postseason	2-1 (Regional Semifinal)
2012 Final AVCA Ranking	9th
Letterwinners Returning/Lost	11/3
Starters Returning/Lost	5 + libero/1
Newcomers	2

TOP RETURNERS

Krista Vansant (OH, 6-2, Jr.) - 3.99 kps, 2.33 dps, 22 aces
Jenna Orlandini (L/DS, 5-6, Sr.) - 4.06 dps, 12 aces
Kylin Muñoz (OH, 6-1, Sr.) - 2.29 kps, 1.22 bps, 37 aces
Katy Beals (S, 5-11, So.) - 5.73 aps, 1.32 dps, 25 aces

SERIES INFORMATION

Series Record	UCLA leads 43-20
Streak	UCLA +1
2012 Meeting at UCLA	October 28
Result	UCLA 3, Washington 1 (25-18, 25-22, 22-25, 28-26)
2012 Meeting at Washington	September 26
Result	UW 3, UCLA 2 (22-25, 30-28, 19-25, 28-26, 16-14)



WASHINGTON STATE

Saturday, Oct. 26 • Pauley Pavilion • 7 p.m.
Friday, Nov. 15 • Bohler Gym • 7 p.m.

GENERAL INFORMATION

Location	Pullman, Wash.
Founded	1890
Enrollment	20,060
Nickname	Cougars
Colors	Crimson and Gray
Conference	Pac-12
President	Dr. Elson S. Floyd
Athletic Director	Bill Moos
Senior Women's Administrator	Anne McCoy

FACILITY INFORMATION

Home Court	Bohler Gym
Capacity	3,500
Press Row Phone	(509) 335-0268

SPORTS INFORMATION

Women's Volleyball SID	Linda Chalich
Office Phone	(509) 335-0268
Office Fax	(509) 335-0267
E-mail	lindak@wsu.edu
Website	wsucougars.com

COACHING INFORMATION

Head Coach	Jen Greeny (3rd Year)
Alma Mater	Washington State (1999)
Record at Washington State (Years)	25-29 (2)
Career Record (Years)	25-29 (2)
Assistant Coach	Burdette Greeny (3rd Year)
Assistant Coach	Shannon Hunt (1st Year)
Office Phone	(509) 335-4290

TEAM INFORMATION

2012 Record	13-19
2012 Pac-12 Record	3-17 (12th)
2012 Postseason	None
2012 Final AVCA Ranking	None
Letterwinners Returning/Lost	9/3
Starters Returning/Lost	5 + libero/1
Newcomers	7

TOP RETURNERS

Jaicee Harris (OH, 5-11, Jr.) - 3.91 kps, 2.53 dps, 27 aces
Marcelina Glab (MB, 6-2, Sr.) - 2.12 kps, 1.15 bps, 16 aces
Camryn Irwin (S, 5-11, Sr.) - 10.18 aps, 2.31 dps, 27 aces
Kate Sommer (L, 5-4, So.) - 4.06 dps, 17 aces

SERIES INFORMATION

Series Record	UCLA leads 47-7
Streak	UCLA +20
2012 Meeting at UCLA	October 26
Result	UCLA 3, Washington State 0 (25-12, 28-26, 25-22)
2012 Meeting at Washington State	September 28
Result	UCLA 3, Washington State 0 (25-17, 25-13, 25-15)



UTAH

Friday, Nov. 29
Pauley Pavilion • 5 p.m.

GENERAL INFORMATION

Location	Salt Lake City, Utah
Founded	1850
Enrollment	32,388
Nickname	Utes
Colors	Crimson and White
Conference	Pac-12
President	David Pershing
Athletic Director	Dr. Chris Hill
Senior Women's Administrator	Mary Bowman

FACILITY INFORMATION

Home Court	Huntsman Center
Capacity	15,000
Press Row Phone	(801) 585-9560

SPORTS INFORMATION

Women's Volleyball SID	Mike DeVine
Office Phone	(801) 581-8997
Office Fax	(801) 581-4358
E-mail	mdevine@huntsman.utah.edu
Website	utahutes.com

COACHING INFORMATION

Head Coach	Beth Launier (24th Year)
Alma Mater	Aquinas (1985)
Record at Utah (Years)	450-277 (23)
Career Record (Years)	450-277 (23)
Assistant Coach	Brian Doyon (5th Year)
Assistant Coach	JJ Riley (2nd Year)
Office Phone	(801) 581-6843

TEAM INFORMATION

2012 Record	14-19
2012 Pac-12 Record	5-15 (9th)
2012 Postseason	None
2012 Final AVCA Ranking	None
Letterwinners Returning/Lost	9/2
Starters Returning/Lost	6/libero
Newcomers	5


TOP RETURNERS

Chelsey Schofield (OH, 6-1, Jr.) - 3.19 kps, 2.39 dps, 13 aces
Morgan Odale (OH, 6-1, Sr.) - 2.68 kps, 2.19 dps, 41 aces
Erin Redd (MB, 6-3, Sr.) - 2.19 kps, 1.14 bps, 25 aces
Kendall Cygan (S, 5-8, So.) - 5.70 aps, 1.46 dps, 15 aces

SERIES INFORMATION

Series Record	UCLA leads 12-1
Streak	UCLA +6
2012 Meeting at UCLA	October 17
Result	UCLA 3, Utah 0 (25-22, 25-21, 25-18)
2012 Meeting at Utah	November 10
Result	UCLA 3, Utah 2 (25-19, 21-25, 25-13, 19-25, 15-13)





HISTORY

1971-72 DGWS CHAMPIONS (28-1)

The Division of Girls and Women's Sports (DGWS) was the first sanctioning body for the National Women's Volleyball Tournament and would later evolve into the Association of Intercollegiate Athletics for Women (AIAW) in 1972. But in the final year before the implementation of the AIAW, UCLA captured its first-ever crown with an 8-0 record at the DGWS Nationals. Prior to the fall of 1972, the women's volleyball season was played out from October to February. UCLA steamrolled through the 1971 portion of its season with a 20-1 record, dropping just six sets. The 1971-72 Nationals took place at Miami Dade Junior College in February and the Bruins continued their domination, pulling out seven straight-set victories (sets were best 2-of-3). The lone match that went the distance was the final one against Long Beach State on Feb. 7, 1972, with UCLA prevailing 2-1 to clinch the championship.

Roster: Head Coach Andy Banachowski, Colleen Boyd, Laura Garduque, Laura Golub, Mary Isley, Hilary Johnson, Natasha Karazissis, Laurie Lewis, Patty Smith, Sharkie Zartman.



POSTSEASON RESULTS (DGWS NATIONALS - MIAMI, FLA.)

2/3	Michigan State	15-1, 15-7	W	2-0
2/3	Mankato State	15-1, 15-8	W	2-0
2/3	Staten Island College	15-1, 15-0	W	2-0
2/4	Auburn	15-1, 15-6	W	2-0
2/4	SUNY-Cortland	15-1, 15-7	W	2-0
2/5	Sul Ross	15-1, 15-9	W	2-0
2/6	Cal State Northridge	15-8, 15-8	W	2-0
2/7	Long Beach State	6-10, 13-11, 15-5	W	2-1

REGULAR SEASON RESULTS

10/12	Cal State Fullerton	15-5, 15-3	W	2-0
10/15	UC Santa Barbara	15-5, 16-14	W	2-0
10/18	Long Beach State	15-13, 15-13	W	2-0
10/22	UC Santa Barbara	15-6, 15-10	W	2-0
10/23	San Diego State	15-10, 14-16, 15-3	W	2-1
10/27	Cal State Northridge	15-6, 13-15, 15-10	W	2-1
10/29	Cal Poly	15-2, 15-4	W	2-0
11/2	Cal State Los Angeles	15-4, 15-1	W	2-0
11/6	Cal State Fullerton	15-5, 15-3	W	2-1
11/6	Long Beach State	15-9, 15-3	W	2-0
11/6	Cal State Northridge	12-15, 15-13, 15-8	W	2-1
11/10	Cal Poly Pomona	15-1, 15-4	W	2-0
11/12	Cal Poly	15-4, 15-2	W	2-0
11/15	Cal Poly Pomona	15-9, 15-3	W	2-0
11/17	Cal State Los Angeles	15-3, 15-5	W	2-0
11/22	Cal State Northridge		L	0-2
11/30	Occidental		W	
12/2	Cal State Los Angeles ¹	15-2, 15-5	W	2-0
12/3	Cal State Northridge ¹	15-3, 15-7	W	2-0
12/3	Long Beach State ¹	15-9, 15-10	W	2-0
12/4	Cal State Northridge ¹	15-1, 15-9	W	2-0

1 - Western Regionals

1974 AIAW CHAMPIONS (28-2)

Following back-to-back, top-five finishes in their first two AIAW seasons of 1972 and 1973, the Bruins returned to the top of the mountain in 1974. UCLA began the season on a 20-match winning streak, losing just two sets during the first two months. A bump in the road occurred just prior to the start of AIAW Nationals, when the Bruins lost a pair of matches on Dec. 7 at the SCWAC Championships to UC Santa Barbara and Long Beach State to finish third in league. But it would be the last time UCLA tasted defeat during the 1974 campaign, running the table during AIAW Nationals to win the program's second title. All eight matches over the three-day tournament would be straight-set victories, including a 15-7, 15-8 win on Dec. 14 against Hawai'i in the championship game. Three of the greatest players in UCLA history, Terry Condon, Nina Grouwinkel and Lesley Knudsen, led the team to the school's second National Championship.

Roster: Head Coach Andy Banachowski, Assistant Coach Sharon McAlexander, Terry Condon, Mary Gaudino, Nina Grouwinkel, Natasha Karazissis, Lesley Knudsen, Linda Lehde, Colleen McFaul, Linda Pettitt, Lisa Vogelsang, Barbara Wise.



POSTSEASON RESULTS (AIAW NATIONALS - PORTLAND, ORE.)

12/12	Arizona State	15-7, 15-5	W	2-0
12/12	West Georgia	15-3, 15-1	W	2-0
12/12	Illinois-Chicago	15-5, 15-9	W	2-0
12/13	Texas-Arlington	15-9, 15-8	W	2-0
12/13	Portland State	15-8, 15-4	W	2-0
12/13	BYU	15-11, 15-8	W	2-0
12/14	Houston	15-12, 15-7	W	2-0
12/14	Hawai'i	15-7, 15-8	W	2-0

REGULAR SEASON RESULTS

10/16	Long Beach State	15-7, 12-15, 16-14	W	2-1
10/18	USC	15-3, 15-5	W	2-0
10/24	Cal State Northridge	15-11, 15-9	W	2-0
10/25	UC Santa Barbara	15-13, 15-11	W	2-0
10/30	USC	15-1, 15-2	W	2-0
11/2	UC Irvine ¹	15-5, 15-10	W	2-0
11/2	UC Santa State ¹	15-6, 15-13	W	2-0
11/2	Long Beach State ¹	15-5, 15-13	W	2-0
11/4	UC Riverside	15-6, 15-10, 16-14	W	3-0
11/8	San Diego State	15-4, 15-6	W	2-0
11/13	Cal State Northridge	15-9, 15-11	W	2-0
11/15	UC Santa Barbara	15-2, 15-9	W	2-0
11/16	San Diego State	15-17, 15-5, 15-4	W	2-1
11/20	Long Beach State	19-17, 15-11	W	2-0
11/29	Cal State Northridge ²	15-11, 15-10	W	2-0
11/29	UC Riverside ²	15-7, 15-4	W	2-0
11/30	Long Beach State ²	14-10, 15-1	W	2-0
11/30	Long Beach State ²	15-7, 15-8	W	2-0
12/6	Long Beach State ³	15-6, 15-5	W	2-0
12/6	Cal State Northridge ³	15-4, 15-7	W	2-0
12/7	UC Santa Barbara ³	15-7, 8-15, 10-15	L	1-2
12/7	Long Beach State ³	10-15, 10-15	L	0-2

1 - UCLA National Invitational VB Tournament (Pauley Pavilion)

2 - Western Regionals (Davis, Calif.)

3 - SCWAC Championships (Santa Barbara, Calif.)

1975 AIAW CHAMPIONS (32-2)

The UCLA women's volleyball team made it back-to-back AIAW titles in 1975, finishing the season on a 17-match winning streak to claim its third school championship. The only blemishes during the Bruins' 32-2 campaign were three-set losses to Cal State Northridge and Long Beach State. The Bruins were challenged more than in either of their previous two championship runs, losing as many games in 1975 (13) as in 1971-72 and 1974 combined (13). After sweeping through the SCWAC Championships and the Western Regionals, the Bruins traveled to Princeton, N.J. for AIAW Nationals. UCLA was perfect through the first six matches, not dropping a game and setting up a rematch of the 1974 championship contest against Hawai'i. The result would be the same for the Bruins, defeating the Rainbow Wahine 14-12, 15-11 on Dec. 14 to take the crown. The championship was the second in a row for six UCLA Bruins, including team captain Nina Grouwinkel and U.S. National Team members Terry Condon and Lesley Knudsen.

Roster: Head Coach Andy Banachowski, Assistant Coach Sharon McAlexander, Terry Condon, Mary Delsol, Carrie Eastman, Sue Ewing, Mary Gaudino, Ursula Giger, Nina Grouwinkel, Sheila King, Lesley Knudsen, Claire McCarty, Colleen McFaul, Lisa Vogelsang.



POSTSEASON RESULTS (AIAW NATIONALS - PRINCETON, N.J.)

12/11	SUNY-Cortland	15-6, 15-7	W	2-0
12/11	Mississippi	15-1, 15-7	W	2-0
12/11	Portland State	15-0, 15-6	W	2-0
12/12	College of Mount St. Joseph	15-0, 15-9	W	2-0
12/12	Texas-Arlington	15-2, 15-2	W	2-0
12/12	Lamar	15-4, 15-6	W	2-0
12/13	Long Beach State	15-11, 15-5	W	2-0
12/14	Hawai'i	14-12, 15-11	W	2-0

REGULAR SEASON RESULTS

10/3	Long Beach State	15-11, 9-15, 15-6	W	2-1
10/8	UC Irvine	15-6, 15-8	W	2-0
10/10	San Diego State	10-15, 15-13, 15-10	W	2-1
10/11	UC Davis ¹	15-4, 15-7	W	2-0
10/11	UC Irvine ¹	15-1, 15-10	W	2-0
10/13	Cal State Fullerton	15-2, 15-4	W	2-0
10/15	Cal State Northridge	4-15, 15-11, 10-15	L	1-2
10/17	Long Beach State	15-5, 15-2	W	2-0
10/22	USC	13-15, 15-7, 15-12	W	2-1
10/24	UC Santa Barbara	15-5, 15-5	W	2-0
10/28	UC Irvine	15-8, 7-15, 15-8	W	2-1
10/31	San Diego State	15-4, 15-4	W	2-0
11/1	UC Santa Barbara ²	15-1, 15-8	W	2-0
11/1	Hawai'i ²	15-9, 15-5	W	2-0
11/1	Long Beach State ²	15-3, 11-15, 15-3	W	2-1
11/4	Cal State Northridge	15-4, 15-2	W	2-0
11/7	Long Beach State	15-13, 3-15, 12-15	L	1-2
11/11	USC	15-6, 15-7	W	2-0
11/14	UC Santa Barbara	15-11, 15-9	W	2-0
11/20	Cal Poly Pomona ³	15-8, 15-13	W	2-0
11/21	UC Santa Barbara ³	15-12, 15-2	W	2-0
11/21	Long Beach State ³	15-11, 11-15, 15-3	W	2-1
11/22	Long Beach State ³	15-12, 10-15, 15-12	W	2-1
11/28	Cal State Northridge ⁴	15-7, 14-11	W	2-0
11/29	Long Beach State ⁴	10-12, 14-6, 16-14	W	2-1
11/29	Long Beach State ⁴	15-5, 6-12, 15-1	W	2-1

1 - All-Cal Tournament (Davis, Calif.)

2 - UCLA National Invitational VB Tournament (Pauley Pavilion)

3 - SCWAC Championships (Fullerton, Calif.)

4 - Western Regionals (San Diego, Calif.)



In its fourth season since the National Collegiate Athletic Association (NCAA) started to sponsor women's championships, and after knocking on the door in 1981 but losing on its home court to cross-town rival USC and falling in '83 to Hawai'i in the title match, UCLA brought home its first NCAA women's volleyball title in 1984.

It was a dream season for the Bruins capped off by an epic battle in the title match against Stanford. Still two years removed from becoming members of the Pacific-10 Conference, the Bruins were dismantling the competition in the Western Collegiate Athletic Association (WCAA). After winning the league title in 1983, the Bruins posted a second-place finish in '84 with an 11-3 conference mark. UCLA, which completed the regular season with a 29-6 record, earned a first-round bye into the 28-team NCAA field and traveled to Austin, Tex. to face Duke in the Regional Semifinals. The Bruins routed the Blue Devils 15-4, 15-3, 15-8 to setup a Regional Final with the host Longhorns. With the home court crowd cheering them on, Texas won a hard-fought first game by a score of 17-15, but UCLA battled back to win the next three (15-11, 15-13, 16-14) to advance to the Final Four for the second straight season.

For the second time in four seasons, UCLA hosted the NCAA Championship, and in an All-California Final Four, faced San Jose State in the semifinals. The Spartans were no match for the host Bruins, falling 15-6, 15-2, 15-4 in just 50 minutes to setup a final between UCLA and Stanford, which beat Pacific in its semifinal match. The Bruins were determined to not let their home court advantage go to waste like in 1981 and won the first game 15-12. The Cardinal rallied back for a 15-7 victory in game two, but UCLA re-took the lead with a 15-10 triumph in the third game. Stanford forced a deciding fifth set with a 15-9 win in game four, and took that momentum into game five, scoring the first five points and jumping out to what seemed like an insurmountable 11-2 advantage. But the Bruins chipped away thanks to the play of All-American and Honda Award winner Liz Masakayan. Behind five of her kills, the Stanford deficit was cut to 13-8. Then the school's all-time leader in aces served four straight winners to make it 13-12. After six side outs, the Bruins netted two more points to earn match point at 14-13. Masakayan would spike home the winner to give UCLA its first NCAA title.

Masakayan finished the match with 32 kills and 24 digs and was named to the All-Tournament Team, being joined by All-American Michelle Boyette and Merja Connolly.

CHAMPIONSHIP MATCH BOX SCORE • UCLA VS. STANFORD DECEMBER 16, 1984 IN LOS ANGELES, CALIF. (PAULEY PAVILION) UCLA 3, STANFORD 2 (15-12, 7-15, 15-10, 9-15, 15-13)

UCLA 3

PLAYER	GP	K	E	TA	PCT	AST	SA	SE	RE	DIG	BS	BA	BE	BHE
Liz Masakayan	5	32	13	71	.268	4	0	2	2	24	1	0	0	0
Dawn Kenny	5	7	4	28	.107	1	0	1	0	6	0	5	0	0
Merja Connolly	5	22	8	53	.264	3	1	0	3	17	2	4	0	0
Leslie Brewer	5	11	2	24	.375	1	0	0	0	3	0	4	2	1
Katie McGarrey	5	20	6	56	.250	2	1	0	1	20	0	1	1	0
Michelle Boyette	5	11	2	23	.391	81	1	2	0	18	0	2	0	5
Julie Barnes	5	0	0	0	.000	5	1	3	0	12	0	0	0	0
Lisa Ettesvold	3	3	2	6	.167	0	1	2	0	3	0	0	0	0
Kara McGuinness	2	0	0	2	.000	0	0	1	0	3	0	2	0	0
Stacy Buck	1	0	0	0	.000	0	0	0	0	0	0	0	0	0
Wendy Fletcher	3	2	4	10	-.200	1	2	0	0	0	0	0	0	0
TEAM TOTALS	5	108	41	273	.245	98	7	11	6	106	3	18	3	6

TOTAL TEAM BLOCKS: 12.0

STANFORD 2

PLAYER	GP	K	E	TA	PCT	AST	SA	SE	RE	DIG	BS	BA	BE	BHE
Barbara Fontana	5	15	6	43	.209	2	3	0	0	8	1	0	0	0
Wendy Rush	5	6	3	26	.115	27	0	0	0	14	0	2	0	1
Deidra Dvorak	5	2	1	9	.111	46	2	0	0	12	0	7	1	2
Bobbi Broer	5	22	1	38	.553	1	0	4	0	11	1	3	1	1
Susan Compton	5	16	7	56	.161	1	0	0	1	20	0	1	0	0
Kim Oden	5	17	7	41	.244	1	2	4	2	13	6	7	4	1
Terri Bryson	5	0	0	0	.000	0	0	0	2	2	0	0	0	0
Teresa Smith	3	10	5	24	.208	0	0	1	2	6	0	0	0	0
TEAM TOTALS	5	88	30	237	.245	78	7	9	7	86	8	20	6	5

TOTAL TEAM BLOCKS: 18.0

TEAM ATTACK BY GAME	1	2	3	4	5
UCLA	26-10-60 (.267)	18-11-51 (.137)	21-4-47 (.362)	26-8-62 (.290)	17-8-53 (.170)
STANFORD	21-3-53 (.340)	18-7-46 (.239)	17-8-45 (.200)	18-3-46 (.326)	14-9-47 (.106)

ATTENDANCE: 4,285 LENGTH OF MATCH: 2:30

RESULTS (33-6)

9/14	Santa Clara ²	15-8, 15-3	W	2-0
9/14	Utah State ²	15-11, 15-4	W	2-0
9/14	Cal State Northridge ²	15-11, 15-11	W	2-0
9/15	UC Santa Barbara ²	15-13, 15-12	W	2-0
9/15	Pepperdine ²	15-11, 15-7	W	2-0
9/15	USC ²	15-11, 12-15, 5-15	L	1-2
9/18	Loyola Marymount	15-5, 15-7, 15-8	W	3-0
9/21	Arizona State ¹	15-6, 15-2, 15-11	W	3-0
9/23	Arizona ¹	15-13, 15-11, 15-5	W	3-0
9/27	Hawai'i	15-13, 6-15, 16-14, 15-8	W	3-1
9/28	Hawai'i	14-16, 15-10, 11-15, 17-15, 15-10	W	3-2
10/2	Cal State Fullerton ¹	15-6, 15-7, 15-3	W	3-0
10/3	San Diego State ¹	13-15, 15-11, 9-15, 12-15	L	1-3
10/5	UC Santa Barbara	15-13, 13-15, 16-14, 15-8	W	3-1
10/10	Long Beach State ¹	15-7, 15-8, 15-3	W	3-0
10/12	Pacific	15-4, 15-5, 11-15, 15-13	W	3-1
10/17	Stanford ¹	13-15, 5-15, 7-15	L	0-3
10/19	USC ¹	14-16, 9-15, 15-13, 15-10, 15-4	W	3-2
10/20	Duke	15-4, 15-7, 15-10	W	3-0
10/23	San Diego State ¹	15-9, 15-2, 15-7	W	3-0
10/26	Arizona ¹	15-9, 15-11, 15-4	W	3-0
10/28	Arizona State ¹	15-7, 15-6, 8-15, 15-5	W	3-1
10/31	Stanford ¹	7-15, 15-6, 9-15, 11-15	L	1-3
11/2	LSU ³	15-4, 15-8	W	2-0
11/2	Oregon ³	15-10, 15-10	W	2-0
11/2	Colorado State ³	7-15, 15-7, 15-9	W	2-1
11/3	San Diego State ³	15-8, 8-15, 15-9	W	2-1
11/3	USC ³	15-7, 3-15, 12-15	L	1-2
11/6	Cal State Fullerton ¹	15-1, 15-6, 15-4	W	3-0
11/7	UC Santa Barbara	15-12, 15-5, 13-15, 15-11	W	3-1
11/9	Stanford ⁴	15-10, 15-13, 8-15, 8-15, 16-14	W	3-2
11/10	Pacific ⁴	7-15, 15-12, 15-9, 10-15, 2-15	L	2-3
11/13	Long Beach State ¹	15-4, 15-17, 15-11	W	3-1
11/16	USC ¹	15-13, 15-10, 15-10	W	3-0
11/21	Cal Poly	15-10, 15-11, 8-15, 13-15, 16-14	W	3-2
12/6	Duke ⁵	15-4, 15-3, 15-8	W	3-0
12/9	Texas ⁵	15-17, 15-11, 15-13, 16-14	W	3-1
12/14	San Jose State ⁶	15-6, 15-2, 15-4	W	3-0
12/16	Stanford ⁶	15-12, 7-15, 15-10, 9-15, 15-13	W	3-2

1 - WCAA Matches

2 - Cal State Fullerton Tournament (Fullerton, Calif.)

3 - UCLA National Invitational (Los Angeles, Calif.)

4 - Wendy's Tournament (Stockton, Calif.)

5 - NCAA Regionals (Austin, Tex.)

6 - NCAA Final Four (Los Angeles, Calif.)

ROSTER

18	Julie Barnes	42	Katie McGarrey
20	Lisa Ettesvold	46	Michelle Boyette
21	Liz Masakayan	--	Mora Kanim
22	Kara McGuinness	--	Susan Taylor
32	Dawn Kenny	--	Vicki Wethered
33	Stacy Buck		
34	Tracy Saylor		
35	Lori Zeno		
37	Merja Connolly		
38	Leslie Brewer		
40	Wendy Fletcher		

COACHES

HC: Andy Banachowski

AC: Lisa Reeves Rapoport

AC: Greg Giovanazzi



MICHELLE BOYETTE

RESULTS (36-1)

8/31	Duke ²	6-15, 15-9, 17-15, 15-9	W	3-1
9/1	Pittsburgh ²	15-6, 10-15, 7-15, 15-4, 15-6	W	3-2
9/1	Wisconsin ²	9-15, 15-12, 15-9, 15-12	W	3-1
9/6	Nebraska ³	15-12, 14-16, 13-15, 15-11, 14-16	L	2-3
9/7	Ohio State ³	15-4, 15-11, 12-15, 15-13	W	3-1
9/8	Hawaii ¹	10-15, 15-5, 15-10, 15-9	W	3-1
9/14	Washington ¹	15-2, 15-5, 15-11	W	3-0
9/15	Washington State ¹	15-4, 15-4, 15-8	W	3-0
9/18	San Diego State	15-8, 13-15, 12-15, 15-7, 15-11	W	3-2
9/21	California ¹	15-13, 15-13, 15-1	W	3-0
9/22	Stanford ¹	15-11, 16-14, 11-15, 15-1	W	3-1
9/26	Loyola Marymount	15-11, 15-10, 15-9	W	3-0
9/28	Oregon ¹	15-3, 15-2, 15-3	W	3-0
9/29	Oregon State ¹	15-8, 15-10, 15-10	W	3-0
10/2	Pepperdine	15-4, 12-15, 15-11, 15-7	W	3-1
10/5	USC ¹	15-11, 15-13, 15-6	W	3-0
10/12	Arizona ¹	15-7, 16-14, 7-15, 15-3	W	3-1
10/13	Arizona State ¹	14-16, 13-15, 15-10, 15-2, 15-9	W	3-2
10/19	Stanford ¹	13-15, 15-6, 7-15, 17-15, 15-11	W	3-2
10/20	California ¹	15-7, 11-15, 15-8, 15-10	W	3-1
10/26	Oregon State ¹	15-11, 12-15, 15-11, 15-10	W	3-1
10/27	Oregon ¹	15-5, 15-8, 15-8	W	3-0
11/2	Long Beach State ⁴	11-15, 15-9, 15-4, 15-6	W	3-1
11/3	Hawaii ¹	12-15, 13-15, 15-12, 15-7, 15-9	W	3-2
11/7	UCSB	15-11, 13-15, 15-10, 12-15, 15-5	W	3-2
11/9	Arizona State ¹	15-6, 15-8, 15-8	W	3-0
11/10	Arizona ¹	15-3, 15-9, 15-12	W	3-0
11/14	USC ¹	15-5, 18-16, 15-2	W	3-0
11/16	Washington State ¹	12-15, 15-11, 15-6, 15-7	W	3-1
11/17	Washington ¹	15-5, 15-1, 15-8	W	3-0
11/23	Illinois ⁵	15-6, 15-12, 15-3	W	3-0
11/24	Pacific ⁵	15-10, 9-15, 4-15, 15-13, 15-9	W	3-2
12/1	Gonzaga ⁶	15-6, 15-7, 15-12	W	3-0
12/7	New Mexico ⁷	15-8, 11-15, 15-3, 16-14	W	3-1
12/8	Stanford ⁷	15-10, 15-8, 15-12	W	3-0
12/13	LSU ⁸	15-13, 15-10, 15-6	W	3-0
12/15	Pacific ⁸	15-9, 15-12, 15-7	W	3-0

1 - Pac-10 Matches

2 - Wisconsin Tournament (Madison, Wisc.)

3 - Hawai'i Tournament (Honolulu, Hawaii)

4 - Pac-10/Big West Challenge (Los Angeles, Calif.)

5 - Community Banker's Tournament (Stockton, Calif.)

6 - NCAA First Round (Los Angeles, Calif.)

7 - NCAA Regionals (Los Angeles, Calif.)


8 - NCAA Final Four (College Park, Md.)

ROSTER

1	Traci Broadway	10	Irene Renteria
2	Marissa Hatchett	12	Jennifer Gratteau
3	Lisa Hudak	14	Natalie Williams
4	Samantha Shaver	15	Elaine Youngs
5	Alyson Randick	16	Holly McPeak
6	Mia Lambert		
7	Amy Boyer		
8	Laurie Jones		
9	Jenny Evans		

COACHES

HC: Andy Banachowski
AC: Jeanne Beuprey Reeves



SAMANTHA SHAVER



The UCLA women's volleyball team achieved back-to-back Final Four appearances in 1988 and '89, but fell short of their ultimate goal of a national title with semifinal losses both times. The third time was the charm for the Bruins though in 1990, almost running the table and finishing the season with a school-best record of 36-1.

When the Bruins lost to Nebraska on Sept. 6 in a rematch of a 1989 National Semifinal match, UCLA held a 3-1 record. From that point on, the Bruins would not taste defeat for the remainder of the year. UCLA swept through the Pac-10 season at 18-0 for its third-straight league title, despite not having the services of four-time All-American Elaine Youngs, who was sidelined with a knee injury for the entire season.

The Bruins were rewarded for their spectacular regular season by staying home for the first three rounds of the NCAA Tournament. First up in the opening round was Gonzaga, which the Bruins quickly dispatched in straight sets. In the Regional Semifinals against New Mexico, a tough Lobos team took the second game to even the match, but the Bruins rebounded with a resounding 15-3 win in game three and a 16-14 victory in game four to advance to the Regional Finals. Taking on conference rival Stanford in the final, the Bruins coasted to a three-set victory to advance to their third consecutive Final Four.

UCLA met up with LSU in the National Semifinal and were determined to not let this match, as it had been the previous two years, be the last one of the season. Game one against the Lady Tigers was a back-and-forth affair, but the Bruins came out on top 15-13. UCLA never trailed in game two to win 15-10 and then dismantled the Tigers in game three, hitting .519 to take it 15-6 and advance to its first National Championship match since its title-winning season of 1984. The only thing that stood in the way of the Bruins and the program's fifth national title was Pacific. It didn't turn out to be much of a threat, as for the second straight match, the Bruins bested a group of Tigers. In a scant 75 minutes, UCLA swept Pacific 15-9, 15-12, 15-7 to win its second NCAA Championship.

Standout All-American Natalie Williams was named the Most Valuable Player of the tournament and was joined on the All-Tournament Team by fellow All-American Jenny Evans, Marissa Hatchett and Holly McPeak.

CHAMPIONSHIP MATCH BOX SCORE • PACIFIC VS. UCLA DECEMBER 15, 1990 IN COLLEGE PARK, MD. (COLE FIELD HOUSE) UCLA 3, PACIFIC 0 (15-9, 15-12, 15-7)

PACIFIC 0

PLAYER	GP	K	E	TA	PCT	AST	SA	SE	RE	DIG	BS	BA	BE	BHE
Sharon Kasser	3	6	3	15	.200	0	0	0	0	2	0	2	1	0
Melanie Beckenhauer	3	2	1	5	.200	37	0	0	0	4	0	2	0	1
Katy Eldridge	3	8	9	35	-.029	0	1	2	1	10	0	1	0	0
Vikki Simonis	3	0	0	1	.000	2	0	1	2	15	0	0	0	0
Cathey Scotlan	3	11	7	29	.138	3	0	0	0	6	0	4	2	0
Devin Scruggs	3	4	2	12	.167	1	0	0	1	4	0	1	0	0
Krissy Fifer	3	13	5	25	.320	0	0	0	0	3	0	1	0	0
Carol Conti	3	0	0	0	.000	0	0	1	0	5	0	0	0	0
Natasha Soltysik	1	0	0	0	.000	0	0	0	0	2	0	0	0	0
Heather Schoeny	3	2	1	5	.200	0	0	0	0	6	0	1	1	0
TEAM TOTALS	3	46	28	127	.142	43	1	4	4	57	0	12	4	1

TOTAL TEAM BLOCKS: 6.0

UCLA 3

PLAYER	GP	K	E	TA	PCT	AST	SA	SE	RE	DIG	BS	BA	BE	BHE
Traci Broadway	3	0	0	0	.000	0	2	0	0	3	0	0	0	0
Marissa Hatchett	3	12	6	27	.222	0	0	0	0	5	2	9	3	0
Samantha Shaver	3	7	2	27	.185	2	1	1	0	11	0	6	0	0
Jenny Evans	3	5	2	22	.136	2	0	0	1	11	0	3	0	0
Natalie Williams	3	12	6	29	.207	4	1	2	0	7	0	6	0	0
Holly McPeak	3	1	0	2	.500	34	0	0	0	10	0	2	1	0
Lisa Hudak	3	8	0	14	.571	0	0	0	0	1	0	2	2	0
Irene Renteria	2	4	0	4	1.000	0	0	0	0	0	0	4	0	0
Jennifer Gratteau	1	0	0	0	.000	0	0	0	0	0	0	0	0	0
TEAM TOTALS	3	49	16	125	.264	42	4	3	1	48	2	32	6	0

TOTAL TEAM BLOCKS: 18.0

TEAM ATTACK BY GAME

	1	2	3
PACIFIC	14-8-36 (.167)	17-12-48 (.104)	15-8-43 (.163)
UCLA	16-4-36 (.333)	14-8-48 (.125)	19-4-41 (.366)

ATTENDANCE: 5,314 LENGTH OF MATCH: 1:15



With three consecutive Final Four trips, UCLA was having one of the most successful runs in the history of the program. But with just one national title, it left the Bruins wanting more and they responded with another NCAA Championship in 1991 to go back-to-back.

UCLA carried over its 33-match win streak from the 1990 championship season and had it at 35 until a bump in the road in Hawaii. Leading the Rainbow Wahine 2-0, Hawai'i stormed back for a five-game win to upset the Bruins. UCLA won 13 of its next 14 matches, but had a bit of a stumble, dropping two of three home matches to Stanford and Texas. The loss to the Cardinal snapped the Bruins' 62-match Pac-10 winning streak. Another loss to Stanford on Nov. 15 would unseat the Bruins as three-time defending league champs.

Postseason play began on Dec. 6 at home against Pepperdine, who the Bruins quickly beat in straight sets. The next round would send the Bruins to Stanford. UCLA beat New Mexico in three games in the Regional Semifinal to setup a final with Stanford for the second straight season. Last year, the Regional Final had been on UCLA's home court, but Stanford was the home team this time and had the confidence of having already defeated the Bruins twice during the regular season. The Cardinal confidence would be demolished in just eight minutes. UCLA took game one by a 15-2 score and went on to sweep Stanford to advance to its fourth consecutive Final Four. UCLA returned to Pauley Pavilion as host of the Final Four, hoping to achieve back-to-back titles in front of its home crowd.

Up first in the National Semifinal was Ohio State. The Bruins hit .423 for the match and bucked the Buckeyes 15-8, 15-8, 15-5. The stage was set for a second-straight title and the opponent would be Long Beach State. The 49ers led for most of the first game and took it 15-12. Game two was a scorcher, lasting 30 minutes, but with the set tied at 13, Long Beach netted two straight points to take a two-game lead. UCLA jumped out quick in game three with five straight points, but the 49ers battled back to take a 10-9 advantage. Long Beach still led at 12-11, but the Bruins posted the final four points of the game to take it 15-11. The Bruins again jumped out to a lead at 6-1 in game four, but even when Long Beach cut it to 7-4, UCLA netted seven straight to take a commanding 14-4 lead and eventually won the set 15-6. As was the case in the previous two games, the Bruins took an early edge at 7-3 and they would not look back. On match point, Natalie Williams scored the winner to give UCLA its sixth national title.

All-Americans Williams and Elaine Youngs were both named to the All-Tournament Team, with Williams earning co-MVP honors.

CHAMPIONSHIP MATCH BOX SCORE • LONG BEACH STATE VS. UCLA DECEMBER 21, 1991 IN LOS ANGELES, CALIF. (PAULEY PAVILION) UCLA 3, LONG BEACH STATE 2 (12-15, 13-15, 15-12, 15-6, 15-11)

LONG BEACH STATE 2

PLAYER	GP	K	E	TA	PCT	AST	SA	SE	RE	DIG	BS	BA	BE	BHE
Sabrina Hernandez	5	2	0	7	.286	70	1	1	0	16	0	0	0	6
Danielle Scott	5	28	10	48	.375	0	1	2	0	12	0	4	1	0
Lauri Jones	5	10	1	20	.450	0	0	0	0	0	1	2	0	0
Antionette White	5	22	13	56	.161	0	1	4	4	17	2	2	2	0
Alicia Mills	5	12	6	27	.222	1	0	0	0	0	1	1	0	0
Christine Romero	5	7	8	22	-.045	2	0	1	1	15	2	3	1	0
Joy McKenzie	5	0	1	2	-.500	2	0	1	0	12	0	0	0	0
Prentice Perkins	1	0	0	0	.000	0	0	0	0	0	0	0	0	0
Sherri Thormahlen	5	7	1	11	.545	0	0	0	3	13	0	0	0	0
Krissee Sether	2	1	1	2	.000	2	0	1	0	1	0	0	0	0
TEAM TOTALS	5	89	41	195	.246	77	3	10	9	86	6	12	4	6

TOTAL TEAM BLOCKS: 12.0

UCLA 3

PLAYER	GP	K	E	TA	PCT	AST	SA	SE	RE	DIG	BS	BA	BE	BHE
Marissa Hatchett	5	12	2	32	.313	1	2	2	0	8	1	7	0	0
Lisa Hudak	5	7	4	20	.150	0	0	1	2	4	0	8	1	0
Julie Bremner	5	2	3	8	-.125	72	1	0	0	8	0	6	0	0
Natalie Williams	5	32	11	66	.318	0	3	5	0	17	3	4	0	0
Elaine Youngs	5	18	6	49	.245	4	2	1	1	7	0	5	1	0
Annett Buckner	5	9	6	26	.115	0	1	2	0	9	0	2	0	0
Laurie Jones	1	2	2	7	.000	0	0	0	0	3	0	0	0	0
Irene Renteria	1	0	0	2	.000	0	0	0	0	0	0	0	0	0
Jennifer Gratteau	3	0	0	0	.000	0	0	1	0	1	0	0	0	0
TEAM TOTALS	5	82	34	210	.229	77	9	12	3	57	4	32	2	0

TOTAL TEAM BLOCKS: 20.0

TEAM ATTACK BY GAME	1	2	3	4	5
LONG BEACH ST.	24-10-50 (.280)	29-9-49 (.408)	17-10-45 (.156)	13-8-30 (.167)	6-4-21 (.095)
UCLA	19-9-54 (.185)	21-10-52 (.212)	15-6-48 (.188)	17-5-31 (.387)	10-4-25 (.240)

ATTENDANCE: 7,177 LENGTH OF MATCH: 2:20

RESULTS (31-5)

9/5	Georgia ²	15-8, 15-9, 15-10	W	3-0
9/6	Minnesota ²	15-8, 15-11, 15-3	W	3-0
9/7	Hawai'i ²	16-14, 16-14, 13-15, 1-15, 12-15	L	2-3
9/13	Kansas State ³	15-6, 15-4, 14-16, 15-4	W	3-1
9/14	Wyoming ³	15-1, 15-5, 15-12	W	3-0
9/14	Nebraska ³	12-15, 15-10, 15-10, 17-15	W	3-1
9/20	Oregon ¹	15-3, 15-7, 15-8	W	3-0
9/21	Oregon State ¹	15-5, 16-14, 16-17, 7-15, 15-12	W	3-2
9/27	San Diego State	15-12, 5-15, 15-8, 15-7	W	3-1
9/28	Long Beach State	15-10, 7-15, 15-13, 14-16, 14-16	L	2-3
10/2	UCSB	14-16, 15-9, 15-13, 12-15, 15-2	W	3-2
10/4	Arizona ¹	15-3, 15-2, 15-9	W	3-0
10/5	Arizona State ¹	15-13, 15-6, 15-11	W	3-0
10/9	USC ¹	15-1, 15-6, 11-15, 16-14	W	3-1
10/11	Washington ¹	15-2, 15-10, 15-8	W	3-0
10/12	Washington State ¹	16-14, 15-10, 15-3	W	3-0
10/18	California ¹	15-8, 15-3, 13-15, 15-9	W	3-1
10/19	Stanford ¹	11-15, 16-14, 10-15, 9-15	L	1-3
10/25	Texas-Arlington ⁴	15-11, 15-11, 15-13	W	3-0
10/26	Texas ⁴	8-15, 12-15, 11-15	L	0-3
11/1	Arizona State ¹	15-7, 11-15, 15-6, 15-9	W	3-1
11/3	Arizona ¹	15-6, 15-9, 15-3	W	3-0
11/5	USC ¹	16-14, 16-14, 15-7	W	3-0
11/8	Washington State ¹	15-8, 15-5, 15-11	W	3-0
11/9	Washington ¹	16-14, 15-7, 15-11	W	3-0
11/15	Stanford ¹	2-15, 1-15, 15-9, 8-15	L	1-3
11/16	California ¹	15-13, 15-8, 15-10	W	3-0
11/20	Pepperdine	15-4, 15-13, 15-10	W	3-0
11/22	Oregon State ¹	15-4, 15-10, 15-7	W	3-0
11/23	Oregon ¹	15-12, 15-6, 15-4	W	3-0
11/26	Cal State Northridge	15-6, 15-8, 15-6	W	3-0
12/6	Pepperdine ⁵	15-3, 15-8, 15-11	W	3-0
12/12	New Mexico ⁶	15-12, 15-10, 15-10	W	3-0
12/13	Stanford ⁶	15-2, 15-12, 16-14	W	3-0
12/19	Ohio State ⁷	15-8, 15-8, 15-5	W	3-0
12/21	Long Beach State ⁷	12-15, 13-15, 15-12, 15-6, 15-11	W	3-2

1 - Pac-10 Matches

2 - Hawai'i Tournament (Honolulu, Hawaii)

3 - Nebraska Tournament (Lincoln, Neb.)

4 - UCLA Challenge (Los Angeles, Calif.)

5 - NCAA First Round (Los Angeles, Calif.)

6 - NCAA Regionals (Stanford, Calif.)

7 - NCAA Final Four (Los Angeles, Calif.)

ROSTER

2	Marissa Hatchett	13	Michelle Mauney
3	Lisa Hudak	14	Natalie Williams
4	Jenny Johnson	15	Elaine Youngs
5	Alyson Randick	16	Amy Banachowski
6	Mia Lambert	17	Annett Buckner
7	Amy Boyer		
8	Laurie Jones		
9	Jenny Evans		
10	Irene Renteria		
11	Julie Bremner		
12	Jennifer Gratteau		

COACHES

HC: Andy Banachowski
AC: Jeanne Beauprey Reeves
AC: Liz Masakayan



JULIE BREMNER

RESULTS (30-6)

8/26	Quinnipiac ²	25-11, 25-16, 25-19	W	3-0
8/27	Cal State Fullerton ²	25-11, 25-21, 25-18	W	3-0
8/27	Loyola Marymount ²	25-15, 25-21, 25-18	W	3-0
9/1	Long Beach St. ³	25-19, 27-25, 21-25, 25-18	W	3-1
9/2	Ohio State ³	25-21, 25-19, 23-25, 25-23	W	3-1
9/4	Hawaii ¹	25-20, 28-26, 20-25, 25-17	W	3-1
9/7	Pepperdine	25-21, 24-26, 25-21, 20-25, 13-15	L	2-3
9/9	USC ¹	25-19, 25-17, 25-17	W	3-0
9/12	Cal State Northridge	25-22, 25-17, 25-17	W	3-0
9/16	Washington State ¹	25-12, 25-19, 25-21	W	3-0
9/17	Washington ¹	24-26, 12-25, 20-25	L	0-3
9/23	Stanford ¹	25-18, 25-18, 23-25, 27-29, 15-9	W	3-2
9/24	California ¹	25-17, 25-20, 19-25, 25-15	W	3-1
9/30	Utah ¹	25-12, 25-20, 25-17	W	3-0
10/2	Colorado ¹	25-18, 25-16, 25-20	W	3-0
10/7	Arizona State ¹	25-15, 25-21, 25-17	W	3-0
10/8	Arizona ¹	22-25, 25-10, 25-19, 18-25, 12-15	L	2-3
10/14	Oregon State ¹	25-14, 25-17, 25-14	W	3-0
10/15	Oregon ¹	25-21, 22-25, 25-23, 25-19	W	3-1
10/21	Colorado ¹	25-17, 25-15, 19-25, 25-23	W	3-1
10/22	Utah ¹	25-12, 25-14, 27-25	W	3-0
10/28	California ¹	25-17, 20-25, 25-17, 25-16	W	3-1
10/29	Stanford ¹	26-24, 27-25, 25-10	W	3-0
11/4	Washington ¹	28-26, 25-13, 28-26	W	3-0
11/6	Washington State ¹	25-16, 25-20, 25-17	W	3-0
11/11	Oregon ¹	25-20, 25-23, 15-25, 18-25, 9-15	L	2-3
11/12	Oregon State ¹	25-17, 18-25, 25-16, 25-18	W	3-1
11/18	Arizona ¹	23-25, 23-25, 20-25	L	0-3
11/20	Arizona State ¹	25-23, 25-19, 29-27	W	3-0
11/25	USC ¹	26-24, 24-26, 21-25, 20-25	L	1-3
12/2	Maryland Eastern Shore ⁴	25-12, 25-12, 25-9	W	3-0
12/3	San Diego ⁴	25-16, 25-15, 22-25, 25-17	W	3-1
12/9	Penn State ⁵	25-20, 25-22, 25-21	W	3-0
12/10	Texas ⁵	19-25, 25-22, 25-22, 25-21	W	3-1
12/15	Florida State ⁶	25-16, 25-17, 25-21	W	3-0
12/17	Illinois ⁶	25-23, 23-25, 26-24, 25-16	W	3-1

Home Matches Played at Wooden Center

1 - Pac-12 Matches

2 - LMU Invitational (Los Angeles, Calif.)

3 - Hawaiian Airlines Wahine Volleyball Classic (Honolulu, Hawaii)

4 - NCAA First and Second Rounds (Wooden Center)

5 - NCAA Regionals (Lexington, Ky.)

6 - NCAA Final Four (San Antonio, Texas)

ROSTER

2	Kelly Reeves	14	Meg Norton
3	Tabi Love	15	Madie Smith
4	Sara Sage	17	Karsta Lowe
5	Lauren Van Orden	18	Jenna Scilacci
6	Lainey Gera	19	Nikki Casale
7	Olivia Okoro	24	Priscilla Duke-Ezeji
8	Katie Camp		
9	Megan Moenoa	COACHES	
10	Bojana Todorovic	HC: Michael Sealy	
11	Rachael Kidder	AC: Joy McKenzie-Fuerbringer	
12	Mariana Aquino	AC: Dan O'Dell	
13	Zoë Nightingale		



LAUREN VAN ORDEN



The Bruins saved their best volleyball of the season for the final three weeks of 2011, as UCLA won the program's fourth NCAA Championship and seventh national title.

UCLA went 30-6 on the year, its first 30-win campaign since 2006, finishing second in the Pac-12 with a 17-5 record. Six players were honored on the All-Conference teams and the Bruins finished fifth in the nation in assists per set (13.71) and eighth in kills per set (14.52).

The Bruins began the NCAA Tournament at the John Wooden Center with a sweep of Maryland-Eastern Shore and a four-set win over San Diego. From there, UCLA took to the road and Lexington, Ky., and faced the daunting task of playing Penn State, a team which had won 26 straight NCAA Tournament matches. That run quickly ended, as the Bruins stopped the four-time defending champions' reign with a sweep of the Nittany Lions. The following night, UCLA was again an underdog versus top-seeded Texas. The Bruins dropped the first set against the Longhorns, but came back to win the next three to advance to their first National Semifinal since 2006. Junior Rachael Kidder was named the Lexington Regional Most Outstanding Player and was joined on the All-Tournament Team by senior Lauren Van Orden and sophomore Kelly Reeves.

Awaiting the Bruins in San Antonio was Florida State in the National Semifinals. UCLA made quick work of the Seminoles with a sweep to move on to its first National Championship contest since 1994 against Illinois. The first two sets were close, with UCLA winning the first 25-23 and the Fighting Illini coming back to win the second by the same score. In the third, UCLA was down two set points, but scored four in a row to steal the set 26-24. In the fourth, it was all Bruins, as they never trailed to win the set 25-16 and claim the championship.

Kidder, a first-team AVCA All-American who averaged 5.24 kills per set during the NCAA Tournament, was named the Final Four Most Outstanding Player. She was joined on the All-Tournament Team by Van Orden and freshman Zoë Nightingale. Second-year head coach Michael Sealy was also named AVCA National Coach of the Year.

CHAMPIONSHIP MATCH BOX SCORE • UCLA vs. ILLINOIS DECEMBER 17, 2011 IN SAN ANTONIO, TEXAS (ALAMODOME) UCLA 3, ILLINOIS 1 (25-23, 23-25, 26-24, 25-16)

UCLA 3

PLAYER	SP	K	E	TA	PCT	AST	SA	SE	RE	DIG	BS	BA	BE	BHE
Kelly Reeves	4	7	5	24	.083	2	1	0	0	16	0	3	0	0
Lauren Van Orden	4	4	0	8	.500	53	0	0	0	17	0	5	2	0
Bojana Todorovic	4	1	0	4	.250	1	0	0	1	18	0	0	0	0
Rachael Kidder	4	20	11	71	.127	2	1	0	1	8	0	3	0	0
Mariana Aquino	3	4	2	11	.182	0	0	0	0	4	0	4	1	0
Zoë Nightingale	4	8	3	20	.250	0	0	0	0	1	1	10	2	0
Tabi Love	4	14	4	34	.294	0	0	0	0	2	0	3	0	0
Sara Sage	1	6	0	7	.857	0	0	0	0	1	0	0	0	0
Lainey Gera	4	0	0	0	.000	4	0	0	2	19	0	0	0	0
Meg Norton	3	0	0	0	.000	0	0	0	0	1	0	0	0	0
Karsta Lowe	1	0	0	0	.000	0	0	0	0	0	0	0	0	0
TEAM TOTALS	4	64	25	179	.218	62	2	0	4	87	1	28	5	0

TOTAL TEAM BLOCKS: 15.0

ILLINOIS 1

PLAYER	SP	K	E	TA	PCT	AST	SA	SE	RE	DIG	BS	BA	BE	BHE
Colleen Ward	4	17	4	47	.277	4	1	3	1	13	0	2	0	1
Anna Dorn	4	2	1	8	.125	0	0	0	0	0	0	8	0	0
Michelle Bartsch	4	22	4	64	.281	2	0	2	0	14	2	1	0	0
Annie Luhrs	4	6	1	13	.385	47	0	2	0	14	0	3	0	0
Erin Johnson	4	5	4	20	.050	0	0	0	0	1	0	1	0	0
Liz McMahon	4	7	6	29	.034	0	0	0	0	0	0	4	0	0
Rachel Feldman	4	0	0	0	.000	1	0	1	0	8	0	0	0	0
Jennifer Beltran	4	0	0	0	.000	3	1	1	1	26	0	0	0	0
Jackie Wolfe	4	0	0	0	.000	1	2	2	0	0	0	0	0	0
TEAM TOTALS	4	59	20	181	.215	58	4	11	2	76	2	19	0	1

TOTAL TEAM BLOCKS: 11.5

TEAM ATTACK BY SET

	1	2	3	4
UCLA	15-7-53 (.151)	12-6-33 (.182)	20-7-57 (.228)	17-5-36 (.333)
ILLINOIS	14-6-50 (.160)	17-6-40 (.275)	17-5-59 (.203)	11-3-32 (.250)

ATTENDANCE: 13,747

LENGTH OF MATCH: 2:12

2012 - NCAA FINISH (T-17TH)**FIRST AND SECOND ROUNDS AT PAULEY PAVILION**

Nov. 30	beat LIU Brooklyn, 3-0 (25-13, 25-15, 25-12)
Dec. 1	lost to Michigan State, 1-3 (17-25, 27-29, 25-18, 22-25)

2011 - NCAA FINISH (1st)**FIRST AND SECOND ROUNDS AT WOODEN CENTER**

Dec. 2	beat Maryland Eastern Shore, 3-0 (25-12, 25-12, 25-9)
Dec. 3	beat San Diego, 3-1 (25-16, 25-15, 22-25, 25-17)

REGIONALS IN LEXINGTON, KY.

Dec. 9	beat Penn State, 3-0 (25-20, 25-22, 25-21)
Dec. 10	beat Texas, 3-1 (19-25, 25-22, 25-22, 25-21)

NATIONAL SEMIFINALS/CHAMPIONSHIP IN SAN ANTONIO, TEXAS

Dec. 15	beat Florida State, 3-0 (25-16, 25-17, 25-21)
Dec. 17	beat Illinois, 3-1 (25-23, 23-25, 26-24, 25-16)

2010 - NCAA FINISH (T-17TH)**FIRST AND SECOND ROUNDS IN AUSTIN, TEXAS**

Dec. 3	beat American, 3-2 (26-28, 26-24, 23-25, 25-19, 15-11)
Dec. 4	lost to Texas, 1-3 (23-25, 25-20, 18-25, 24-26)

2009 - NCAA FINISH (T-17TH)**FIRST AND SECOND ROUNDS AT PAULEY PAVILION**

Dec. 4	beat Long Beach State, 3-0 (25-20, 25-20, 25-16)
Dec. 5	lost to Baylor, 1-3 (23-25, 22-25, 31-29, 19-25)

2008 - NCAA FINISH (T-9TH)**FIRST AND SECOND ROUNDS AT PAULEY PAVILION**

Dec. 5	beat LSU, 3-1 (25-19, 22-25, 25-20, 25-20)
Dec. 6	beat Duke, 3-0 (25-16, 25-19, 25-17)

REGIONALS IN AUSTIN, TEXAS

Dec. 12	lost to Texas, 1-3 (11-25, 25-22, 21-25, 21-25)
---------	---

2007 - NCAA FINISH (T-5TH)**FIRST AND SECOND ROUNDS IN CLEMSON, S.C.**

Nov. 30	beat Alabama A&M, 3-0 (30-9, 30-14, 30-13)
Dec. 1	beat Clemson, 3-1 (30-19, 30-21, 19-30, 30-22)

REGIONALS IN STANFORD, CALIF.

Dec. 7	beat Oregon, 3-1 (30-23, 30-19, 28-30, 30-24)
Dec. 8	lost to Stanford, 1-3 (30-28, 28-30, 26-30, 27-30)

2006 - NCAA FINISH (T-3RD)**FIRST AND SECOND ROUNDS AT PAULEY PAVILION**

Dec. 1	beat UAB, 3-0 (30-24, 30-21, 30-23)
Dec. 2	beat Utah, 3-0 (30-24, 30-27, 30-26)

REGIONALS IN HONOLULU, HAWAII

Dec. 8	beat Oklahoma, 3-0 (30-22, 30-16, 30-26)
Dec. 9	beat Hawai'i, 3-0 (30-16, 30-23, 30-23)

NATIONAL SEMIFINALS IN OMAHA, NEB.

Dec. 14	lost to Nebraska, 1-3 (30-23, 28-30, 23-30, 28-30)
---------	--

2005 - NCAA FINISH (T-9TH)**FIRST AND SECOND ROUNDS AT PAULEY PAVILION**

Dec. 2	beat Kansas, 3-1 (30-14, 26-30, 30-17, 30-24)
Dec. 3	beat San Diego, 3-0 (30-24, 30-23, 30-19)

REGIONALS IN LINCOLN, NEB.

Dec. 9	lost to Nebraska, 0-3 (28-30, 23-30, 16-30)
--------	---

2004 - NCAA FINISH (T-5TH)**FIRST AND SECOND ROUNDS AT PAULEY PAVILION**

Dec. 3	beat Loyola Marymount, 3-1 (30-28, 30-23, 27-30, 30-22)
Dec. 4	beat Long Beach State, 3-0 (31-29, 30-24, 30-27)

REGIONALS IN SEATTLE, WASH.

Dec. 10	beat Penn State, 3-1 (30-24, 22-30, 30-25, 30-28)
Dec. 11	lost to Washington, 2-3 (30-27, 19-30, 28-30, 30-24, 9-15)

2003 - NCAA FINISH (T-5TH)**FIRST AND SECOND ROUNDS AT PAULEY PAVILION**

Dec. 5	beat San Diego, 3-0 (30-20, 30-17, 30-24)
Dec. 6	beat UC Irvine, 3-0 (30-24, 30-28, 30-22)

REGIONALS IN LINCOLN, NEB.

Dec. 12	beat Nebraska, 3-1 (20-30, 30-27, 30-21, 30-23)
Dec. 13	lost to USC, 1-3 (30-24, 26-30, 17-30, 17-30)

2002 - NCAA FINISH (T-17TH)**FIRST AND SECOND ROUNDS IN MALIBU, CALIF.**

Dec. 5	beat Long Beach State, 3-0 (30-25, 30-27, 30-21)
Dec. 6	lost to Pepperdine, 1-3 (26-30, 30-23, 26-30, 26-30)

2001 - NCAA FINISH (T-5TH)**FIRST AND SECOND ROUNDS IN STATE COLLEGE, PA.**

Nov. 30	beat Pennsylvania, 3-0 (30-26, 30-25, 30-23)
Dec. 1	beat Penn State, 3-0 (30-11, 30-28, 30-18)

REGIONALS IN LONG BEACH, CALIF.

Dec. 6	beat Hawai'i, 3-1 (30-25, 30-28, 22-30, 30-22)
Dec. 7	lost to Long Beach State, 0-3 (25-30, 28-30, 21-30)

2000 - NCAA FINISH (T-5TH)**FIRST AND SECOND ROUNDS AT PAULEY PAVILION**

Dec. 2	beat Morgan State, 3-0 (15-4, 15-6, 15-5)
Dec. 3	beat Michigan St., 3-2 (15-7, 13-15, 14-16, 15-6, 15-9)

REGIONALS IN MADISON, WIS.

Dec. 8	beat Pacific, 3-1 (15-10, 10-15, 15-11, 15-11)
Dec. 9	lost to Wisconsin, 2-3 (7-15, 15-5, 14-16, 16-14, 12-15)

1999 - NCAA FINISH (T-5TH)**FIRST AND SECOND ROUNDS AT PAULEY PAVILION**

Dec. 4	beat Eastern Washington, 3-0 (15-5, 15-5, 17-15)
Dec. 5	beat Ohio State, 3-0 (15-10, 15-12, 15-10)

REGIONALS IN STATE COLLEGE, PA.

Dec. 9	beat Pepperdine, 3-0 (15-9, 15-12, 17-15)
Dec. 10	lost to Penn State, 0-3 (11-15, 9-15, 5-15)

1998 - NCAA FINISH (T-17TH)**FIRST AND SECOND ROUNDS IN SANTA BARBARA, CALIF.**

Dec. 5	beat Virginia, 3-1 (15-7, 15-6, 14-16, 15-5)
Dec. 6	lost to UC Santa Barbara, 1-3 (8-15, 15-8, 13-15, 11-15)

1997 - NCAA FINISH (T-17TH)**FIRST AND SECOND ROUNDS IN SANTA BARBARA, CALIF.**

Dec. 6	beat Pepperdine, 3-1 (15-10, 15-12, 14-16, 15-9)
Dec. 7	lost to UC Santa Barbara, 2-3 (8-15, 8-15, 15-6, 15-6, 14-16)

1995 - NCAA FINISH (T-5TH)**FIRST ROUND AT WOODEN CENTER**

Dec. 2	beat Ball State, 3-0 (15-4, 15-4, 15-7)
--------	---

REGIONALS IN LINCOLN, NEB.

Dec. 8	beat Ohio State, 3-0 (15-6, 15-6, 15-9)
Dec. 9	lost to Nebraska, 0-3 (9-15, 7-15, 14-16)

1994 - NCAA FINISH (2ND)**FIRST ROUND AT PAULEY PAVILION**

Dec. 3	beat Georgia Tech, 3-0 (15-7, 15-9, 15-8)
--------	---

REGIONALS IN GAINESVILLE, FLA.

Dec. 8	beat Duke, 3-0 (15-3, 15-3, 15-4)
Dec. 9	beat Houston, 3-0 (15-5, 15-7, 15-12)

NATIONAL SEMIFINALS/CHAMPIONSHIP IN AUSTIN, TEX.

Dec. 15	beat Penn State, 3-2 (3-15, 15-4, 15-9, 5-15, 15-11)
Dec. 17	lost to Stanford, 1-3 (10-15, 15-5, 14-16, 13-15)

1993 - NCAA FINISH (T-5TH)**FIRST ROUND AT WOODEN CENTER**

Dec. 5	beat New Mexico, 3-0 (15-8, 15-3, 15-6)
--------	---

REGIONALS AT WOODEN CENTER

Dec. 9	beat Stanford, 3-1 (15-11, 12-15, 15-5, 15-10)
Dec. 10	lost to BYU, 0-3 (14-16, 15-17, 11-15)

1992 - NCAA FINISH (2ND)**FIRST ROUND AT WOODEN CENTER**

Dec. 4	beat Ball State, 3-0 (15-1, 15-4, 15-0)
--------	---

REGIONALS AT PAULEY PAVILION

Dec. 11	beat Arizona State, 3-0 (15-3, 15-9, 15-3)
Dec. 12	beat BYU, 3-0 (15-5, 15-8, 15-9)

NAT'L SEMIFINALS/CHAMPIONSHIP IN ALBUQUERQUE, N.M.

Dec. 17	beat Florida, 3-0 (15-12, 15-12, 15-10)
Dec. 19	lost to Stanford, 1-3 (8-15, 9-15, 15-6, 10-15)

1991 - NCAA FINISH (1st)**FIRST ROUND AT WOODEN CENTER**

Dec. 6	beat Pepperdine, 3-0 (15-3, 15-8, 15-11)
--------	--

REGIONALS IN STANFORD, CALIF.

Dec. 12	beat New Mexico, 3-0 (15-12, 15-10, 15-10)
Dec. 13	beat Stanford, 3-0 (15-2, 15-12, 16-14)

NATIONAL SEMIFINALS/CHAMPIONSHIP AT PAULEY PAVILION

Dec. 19	beat Ohio State, 3-0 (15-8, 15-8, 15-5)
Dec. 21	beat Long Beach St., 3-2 (12-15, 13-15, 15-12, 15-6, 15-11)

1990 - NCAA FINISH (1st)**FIRST ROUND AT WOODEN CENTER**

Dec. 1	beat Gonzaga, 3-0 (15-6, 15-7, 15-12)
--------	---------------------------------------

REGIONALS AT WOODEN CENTER

Dec. 7	beat New Mexico, 3-1 (15-8, 11-15, 15-3, 16-14)
Dec. 8	beat Stanford, 3-0 (15-10, 15-8, 15-12)

NAT'L SEMIFINALS/CHAMPIONSHIP IN COLLEGE PARK, MD.

Dec. 13	beat LSU, 3-0 (15-13, 15-10, 15-6)
Dec. 15	beat Pacific, 3-0 (15-9, 15-12, 15-7)

1989 - NCAA FINISH (T-3RD)**FIRST ROUND AT WOODEN CENTER**

Dec. 1	beat Pepperdine, 3-1 (9-15, 15-10, 15-6, 15-4)
--------	--

REGIONALS AT PAULEY PAVILION

Dec. 8	beat Arizona, 3-0 (15-11, 16-14, 16-14)
Dec. 9	beat Wyoming, 3-0 (15-8, 15-10, 15-5)

NATIONAL SEMIFINALS IN HONOLULU, HAWAII

Dec. 14	lost to Nebraska, 0-3 (13-15, 11-15, 6-15)
---------	--

1988 - NCAA FINISH (T-3RD)**FIRST ROUND AT WOODEN CENTER**

Dec. 2	beat California, 3-0 (15-10, 15-8, 15-12)
--------	---

REGIONALS AT PAULEY PAVILION

Dec. 9	beat BYU, 3-0 (15-7, 15-7, 15-13)
Dec. 10	beat Washington, 3-0 (15-7, 16-14, 15-9)

NATIONAL SEMIFINALS IN MINNEAPOLIS, MINN.

Dec. 15	lost to Texas, 0-3 (14-16, 11-15, 13-15)
---------	--

1987 - NCAA FINISH (T-9TH)**FIRST ROUND AT WOODEN CENTER**

Dec. 4	beat California, 3-1 (15-12, 11-15, 15-11, 15-2)
--------	--

REGIONALS IN STANFORD, CALIF.

Dec. 12	lost to BYU, 1-3 (15-17, 4-15, 15-11, 12-15)
---------	--

1986 - NCAA FINISH (T-17TH)**FIRST ROUND AT WOODEN CENTER**

Dec. 6	lost to Loyola Marymount, 2-3 (15-1, 15-9, 8-15, 12-15, 14-16)
--------	--

1985 - NCAA FINISH (4TH)**REGIONALS IN AUSTIN, TEXAS**

Dec. 13	beat Georgia, 3-0 (15-3, 15-5, 15-8)
Dec. 14	beat Texas, 3-0 (15-8, 15-10, 15-11)

NAT'L SEMIFINALS/3RD-PLACE MATCH IN KALAMAZOO, MICH.

Dec. 20	lost to Pacific, 1-3 (11-15, 7-15, 15-9, 15-17)
Dec. 22	lost to USC, 2-3 (7-15, 12-15, 15-8, 15-11, 3-15)

1984 - NCAA FINISH (1st)**REGIONALS IN AUSTIN, TEXAS**

Dec. 6	beat Duke, 3-0 (15-4, 15-3, 15-8)
Dec. 9	beat Texas, 3-1 (15-17, 15-11, 15-13, 16-14)

NATIONAL SEMIFINALS/CHAMPIONSHIP AT PAULEY PAVILION

Dec. 14	beat San Jose State, 3-0 (15-6, 15-2, 15-4)
Dec. 16	beat Stanford, 3-2 (15-12, 7-15, 15-10, 9-15, 15-13)

1983 - NCAA FINISH (2ND)

REGIONALS IN WEST LAFAYETTE, IND.

Dec. 8	beat Penn State, 3-0 (15-1, 16-14, 15-11)
Dec. 9	beat Western Michigan, 3-0 (15-6, 15-8, 15-12)

NATIONAL SEMIFINALS/CHAMPIONSHIP IN LEXINGTON, KY.

Dec. 17	beat Pacific, 3-2 (15-5, 15-12, 15-17, 9-15, 15-7)
Dec. 19	lost to Hawai'i, 0-3 (13-15, 4-15, 10-15)

1982 - NCAA FINISH (T-5TH)

FIRST ROUND AT PAULEY PAVILION

Dec. 4	beat Louisville, 3-0 (15-6, 15-4, 15-8)
--------	---

REGIONALS AT PAULEY PAVILION

Dec. 9	beat BYU, 3-0 (15-5, 15-4, 18-16)
Dec. 10	lost to San Diego State, 1-3 (7-15, 10-15, 15-6, 6-15)

1981 - NCAA FINISH (2ND)

REGIONALS IN PROVO, UTAH

Dec. 11	beat Purdue, 3-2 (15-11, 6-15, 11-15, 15-8, 15-3)
Dec. 12	beat Stanford, 3-2 (4-15, 15-10, 15-10, 10-15, 15-3)

NATIONAL SEMIFINALS/CHAMPIONSHIP AT PAULEY PAVILION

Dec. 18	beat San Diego State, 3-1 (4-15, 15-8, 15-9, 15-8)
Dec. 20	lost to USC, 2-3 (15-9, 7-15, 15-10, 13-15, 7-15)

YEAR	OVERALL RECORD	PCT.	CONFERENCE RECORD	PCT.	FINISH	HOME RECORD	AWAY RECORD	NEUTRAL RECORD	POST SEASON	NATIONAL FINISH
1965-70	No Records Kept									
1970-71	23-1	.958	--	--	--	7-0	5-1	11-0	6-0	--
1971-72	28-1	.966	--	--	--	8-0	8-1	12-0	8-0	1st
1972-73	23-9	.719	--	--	--	6-2	3-3	14-4	7-1	3rd
1973	26-8	.765	--	--	--	6-2	7-1	13-5	6-2	4th
1974	28-2	.933	2-2	.500	3rd	9-0	6-1	13-1	8-0	1st
1975	32-2	.941	4-0	1.000	1st	7-2	9-0	16-0	8-0	1st
1976	29-8	.784	6-2	.750	2nd	10-2	8-2	11-4	6-2	2nd
1977	32-8	.800	6-2	.750	2nd	9-2	12-3	11-3	7-1	3rd
1978	33-5	.868	7-1	.875	1st	8-1	11-1	14-3	7-1	2nd
1979	27-12	.692	9-3	.750	2nd	9-4	6-7	12-1	6-1	3rd
1980	38-14	.731	10-2	.833	2nd	12-2	11-4	15-8	5-2	4th
1981	34-11	.756	10-2	.833	2nd	12-6	10-5	12-0	3-1	2nd
1982	28-14	.667	6-8	.429	5th	14-5	5-7	9-2	2-1	T-5th
1983	44-6	.880	13-1	.929	1st	15-1	13-4	16-1	3-1	2nd
1984	33-6	.846	11-3	.786	2nd	15-3	11-2	7-1	4-0	1st
1985	29-8	.784	5-3	.625	2nd	13-2	12-4	4-2	2-2	4th
1986	31-10	.756	17-1	.944	1st	16-3	11-5	4-2	0-1	T-17th
1987	28-10	.737	13-5	.722	2nd	13-3	13-6	2-1	1-1	T-9th
1988	34-1	.971	18-0	1.000	1st	15-0	15-0	4-1	3-1	T-3rd
1989	30-3	.909	18-0	1.000	1st	14-0	12-2	4-1	3-1	T-3rd
1990	36-1	.973	18-0	1.000	1st	15-0	15-0	6-1	5-0	1st
1991	31-5	.861	16-2	.889	2nd	14-2	12-3	5-0	5-0	1st
1992	33-1	.971	18-0	1.000	1st	15-0	14-0	4-1	4-1	2nd
1993	30-2	.938	17-1	.944	1st	14-1	12-1	4-0	2-1	T-5th
1994	32-4	.889	16-2	.889	2nd	11-0	13-2	8-2	4-1	2nd
1995	23-9	.719	12-6	.667	T-2nd	10-3	8-5	5-1	2-1	T-5th
1996	17-14	.548	9-9	.500	6th	5-5	5-8	7-1	--	--
1997	17-13	.567	9-9	.500	6th	5-5	8-7	4-1	1-1	T-17th
1998	16-12	.571	13-5	.722	3rd	9-2	6-6	1-4	1-1	T-17th
1999	28-4	.875	17-1	.944	T-1st	11-0	10-4	7-0	3-1	T-5th
2000	25-8	.758	14-4	.778	3rd	10-2	9-4	6-2	3-1	T-5th
2001	21-9	.700	12-6	.667	4th	7-2	8-7	6-0	3-1	T-5th
2002	20-14	.588	9-9	.500	T-5th	6-4	6-9	8-1	1-1	T-17th
2003	24-9	.727	12-6	.667	T-3rd	8-3	10-5	6-1	3-1	T-5th
2004	21-11	.656	11-7	.611	T-4th	7-5	9-6	5-0	3-1	T-5th
2005	20-11	.645	10-8	.556	T-5th	8-3	6-8	6-0	2-1	T-9th
2006	33-4	.892	15-3	.833	T-2nd	11-1	12-2	10-1	4-1	T-3rd
2007	23-11	.676	9-9	.500	T-5th	5-4	9-6	9-1	3-1	T-5th
2008	22-11	.667	9-9	.500	T-5th	8-4	10-6	4-1	2-1	T-9th
2009	24-9	.727	13-5	.722	T-2nd	8-3	9-5	7-1	1-1	T-17th
2010	22-9	.710	11-7	.611	4th	8-2	8-7	6-0	1-1	T-17th
2011	30-6	.833	17-5	.773	2nd	12-2	10-4	8-0	6-0	1st
2012	23-8	.742	14-6	.700	T-4th	11-2	8-6	4-0	1-1	T-17th
TOTALS	1181-324	.785	456-154	.748	10 TITLES	436-95 (.821)	405-170 (.704)	340-59 (.852)	155-38 (.803)	7 TITLES

2012 (23-8, 14-6 PAC-12 - T-4TH)

8/24	Notre Dame ³	25-17, 18-25, 25-23, 25-19	W	3-1
8/25	Nebraska	20-25, 23-25, 25-23, 25-19, 13-15	L	2-3
8/31	Northeastern ⁴	25-21, 25-18, 25-21	W	3-0
9/1	UC Santa Barbara ⁴	21-25, 25-20, 25-17, 25-19	W	3-1
9/7	Idaho ⁵	25-16, 25-13, 25-13	W	3-0
9/8	San Diego State ⁵	25-11, 25-20, 25-18	W	3-0
9/9	Hawai'i ⁵	28-30, 25-16, 25-17, 25-21	W	3-1
9/12	Pepperdine	25-14, 25-15, 25-22	W	3-0
9/15	Colorado State	25-20, 22-25, 25-21, 13-25, 15-10	W	3-2
9/19	USC ¹	26-28, 20-25, 26-24, 17-25	L	1-3
9/21	Oregon State ¹	25-14, 25-18, 25-17	W	3-0
9/26	Washington ¹	25-22, 28-30, 25-19, 26-28, 14-16	L	2-3
9/28	Washington State ¹	25-17, 25-13, 25-15	W	3-0
10/5	Arizona State ¹	25-22, 25-13, 25-15	W	3-0
10/7	Arizona ¹	25-16, 25-20, 27-25	W	3-0
10/12	Stanford ¹	23-25, 25-19, 26-28, 25-17, 14-16	L	2-3
10/14	California ¹	25-18, 25-21, 25-18	W	3-0
10/17	Utah ¹	25-22, 25-21, 25-18	W	3-0
10/19	Colorado ¹	25-20, 25-16, 26-24	W	3-0
10/26	Washington State ¹	25-12, 28-26, 25-22	W	3-0
10/28	Washington ¹	25-18, 25-22, 22-25, 28-26	W	3-1
11/2	Arizona ¹	22-25, 16-25, 24-26	L	0-3
11/3	Arizona State ¹	25-21, 25-14, 24-26, 25-16	W	3-1
11/9	Colorado ¹	25-15, 25-22, 25-12	W	3-0

11/10	Utah ¹	25-19, 21-25, 25-13, 19-25, 15-13	W	3-2
11/15	California ¹	25-16, 25-22, 25-18	W	3-0
11/16	Stanford ¹	22-25, 18-25, 25-15, 25-27	L	1-3
11/20	Oregon ¹	24-26, 23-25, 21-25	L	0-3
11/23	USC ¹	19-25, 25-23, 25-17, 25-19	W	3-1
11/30	LIU Brooklyn ⁶	25-13, 25-15, 25-12	W	3-0
12/1	Michigan State ⁶	17-25, 27-29, 25-18, 22-25	L	1-3
1 - Pac-12 Matches				
2 - Matches Played at Wooden Center				
3 - Match played in Lincoln, Neb.				
4 - UCSB Invitational (Santa Barbara, Calif.)				
5 - Verizon Volleyball Challenge (Honolulu, Hawai'i)				
6 - NCAA First and Second Rounds (Pauley Pavilion)				

2011 (30-6, 17-5 PAC-12 - 2ND)

NCAA CHAMPIONS

8/26	Quinnipiac ²	25-11, 25-16, 25-19	W	3-0
8/27	Cal State Fullerton ²	25-11, 25-21, 25-18	W	3-0
8/27	Loyola Marymount ²	25-15, 25-21, 25-18	W	3-0
9/1	Long Beach St. ³	25-19, 27-25, 21-25, 25-18	W	3-1
9/2	Ohio State ³	25-21, 25-19, 23-25, 25-23	W	3-1
9/4	Hawai'i ³	25-20, 28-26, 20-25, 25-17	W	3-1
9/7	Pepperdine	25-21, 24-26, 25-21, 20-25, 13-15	L	2-3
9/9	USC ¹	25-19, 25-17, 25-17	W	3-0
9/12	Cal State Northridge	25-22, 25-17, 25-17	W	3-0

9/16	Washington State ¹	25-12, 25-19, 25-21	W	3-0
9/17	Washington ¹	24-26, 12-25, 20-25	L	0-3
9/23	Stanford ¹	25-18, 25-18, 23-25, 27-29, 15-9	W	3-2
9/24	California ¹	25-17, 25-20, 19-25, 25-15	W	3-1
9/30	Utah ¹	25-12, 25-20, 25-17	W	3-0
10/2	Colorado ¹	25-18, 25-16, 25-20	W	3-0
10/7	Arizona State ¹	25-15, 25-21, 25-17	W	3-0
10/8	Arizona ¹	22-25, 25-10, 25-19, 18-25, 12-15	L	2-3
10/14	Oregon State ¹	25-14, 25-17, 25-14	W	3-0
10/15	Oregon ¹	25-21, 22-25, 25-23, 25-19	W	3-1
10/21	Colorado ¹	25-17, 25-15, 19-25, 25-23	W	3-1
10/22	Utah ¹	25-12, 25-14, 27-25	W	3-0
10/28	California ¹	25-17, 20-25, 25-17, 25-16	W	3-1
10/29	Stanford ¹	26-24, 27-25, 25-10	W	3-0
11/4	Washington ¹	28-26, 25-13, 28-26	W	3-0
11/6	Washington State ¹	25-16, 25-20, 25-17	W	3-0
11/11	Oregon ¹	25-20, 25-23, 15-25, 18-25, 9-15	L	2-3
11/12	Oregon State ¹	25-17, 18-25, 25-16, 25-18	W	3-1
11/18	Arizona ¹	23-25, 23-25, 20-25	L	0-3
11/20	Arizona State ¹	25-23, 25-19, 29-27	W	3-0
11/25	USC ¹	26-24, 24-26, 21-25, 20-25	L	1-3
12/2	Maryland Eastern Shore ⁴	25-12, 25-12, 25-9	W	3-0
12/3	San Diego ⁴	25-16, 25-15, 22-25, 25-17	W	3-1
12/9	Penn State ⁵	25-20, 25-22, 25-21	W	3-0
12/10	Texas ⁵	19-25, 25-22, 25-22, 25-21	W	3-1

COACHING HISTORY

HEAD COACHES	YEAR(S) AND RECORD
Andy Banachowski	'65-68, '70-09 (1,106-301, .786)
Mardi Hardy	1968-70
Michael Sealy	2010-present (75-23, .765)

ASSISTANT COACHES	YEAR(S) AND RECORD
Jeanne Beauprey Reeves	1986-91 (190-30, .864)
Charlie Brande	1982 (28-14, .667)
Denny Cline	1983 (44-6, .880)
Terry Condon	1986 (31-10, .756)
Dan Connors	2006-10 (124-44, .738)
Denise Corlett	1980-81 (72-25, .742)
Dave Fleming	2001-04 (86-43, .667)
Burt Fuller	1994-00 (158-64, .712)
Greg Giovanazzi	1984-85, 87-89 (154-28, .846)
Kim Jagd	1993-09 (396-155, .719)
Liz Masakayan	1991-92 (64-6, .914)
Joy McKienzie-Fuerbringer	2010-pres. (75-23, .765)
Nina Matthies	1977-82 (192-64, .750)
Sharon McAlexander	1974-78 (154-25, .860)
Holly McPeak	1992-93 (63-3, .955)
Dan O'Dell	2011-12 (53-14, .791)
Lisa Reeves Rapoport	1983-85 (106-20, .841)
Michael Sealy	2005 (20-11, .645)
Lindy Vivas	1979 (27-12, .692)

NATIONAL AFFILIATION HISTORY

National Collegiate Athletic Association (NCAA)	1981-present (862-254, .772)
Association of Intercollegiate Athletics for Women (AIAW)	1972-80 (268-68, .798)
Division of Girls and Women's Sports (DGWS)	1965-72 (51-2, .962)

POSTSEASON RECORDS

12/15	Florida State ⁶	25-16, 25-17, 25-21	W	3-0
12/17	Illinois ⁶	25-23, 23-25, 26-24, 25-16	W	3-1
Home Matches Played at Wooden Center				
1 - Pac-12 Matches				
2 - LMU Invitational (Los Angeles, Calif.)				
3 - Hawaiian Airlines Wahine Volleyball Classic (Honolulu, Hawai'i)				
4 - NCAA First and Second Rounds (Wooden Center)				
5 - NCAA Regionals (Lexington, Ky.)				
6 - NCAA Final Four (San Antonio, Texas)				

2010 (22-9, 11-7 Pac-10 - 4TH)

8/27	Kansas State ³	26-24, 25-18, 25-19	W	3-0
8/28	San Diego ³	25-14, 25-19, 25-21	W	3-0
8/29	Hawai'i ³	22-25, 19-25, 25-18, 21-25	L	1-3
9/2	San Jose State ⁴	25-13, 25-18, 25-17	W	3-0
9/3	Saint Mary's ⁴	25-13, 20-25, 25-19, 26-24	W	3-1
9/4	UC Riverside ⁴	25-19, 25-19, 25-7	W	3-0
9/8	Pepperdine	25-20, 25-20, 25-15	W	3-0
9/9	CSU Bakersfield	25-14, 25-17, 25-22	W	3-0
9/14	CS Northridge	22-25, 25-21, 25-15, 25-14	W	3-1
9/17	Penn ⁵	25-22, 25-21, 25-11	W	3-0
9/18	UC Irvine ⁵	25-19, 23-25, 25-14, 25-15	W	3-1
9/24	USC ¹	19-25, 25-19, 16-25, 19-25	L	1-3
10/1	Washington State ¹	25-17, 25-16, 25-17	W	3-0
10/2	Washington ¹	20-25, 24-26, 17-25	L	0-3
10/8	California ¹	18-25, 25-18, 15-25, 22-25	L	1-3
10/9	Stanford ¹	25-21, 16-25, 25-27, 25-23, 15-12	W	3-2
10/15	Arizona ¹	22-25, 25-23, 24-26, 25-15, 16-14	W	3-2
10/16	Arizona State ¹	26-28, 19-25, 26-24, 20-25	L	1-3
10/22	Oregon State ¹	25-13, 25-23, 23-25, 25-14	W	3-1
10/23	Oregon ¹	25-23, 25-17, 25-18	W	3-0
10/29	Washington ¹	23-25, 30-28, 13-25, 25-22, 15-12	W	3-2
10/31	Washington State ¹	25-10, 25-12, 25-14	W	3-0
11/5	Stanford ¹	23-25, 16-25, 26-24, 23-25	L	1-3
11/6	California ¹	18-25, 25-22, 25-21, 19-25, 14-16	L	2-3
11/12	Arizona State ^{1,2}	25-22, 25-17, 25-19	W	3-0
11/13	Arizona ^{1,2}	25-19, 21-25, 25-17, 25-14	W	3-1
11/19	Oregon ¹	25-15, 25-20, 19-25, 25-20	W	3-1
11/21	Oregon State ¹	25-14, 26-24, 25-21	W	3-0
11/26	USC ¹	25-20, 21-25, 20-25, 25-20, 13-15	L	2-3
12/3	American ⁶	26-28, 26-24, 23-25, 25-19, 15-11	W	3-2
12/4	Texas ⁶	23-25, 25-20, 18-25, 24-26	L	1-3

- 1 - Pac-10 Matches
- 2 - Matches Played at Wooden Center
- 3 - Chevron Rainbow Wahine Invitational (Honolulu, Hawai'i)
- 4 - SJSU/SMC Tournament (San Jose, Calif.)
- 5 - ASICS Challenge (Irvine, Calif.)
- 6 - NCAA First and Second Rounds (Austin, Texas)

2009 (24-9, 13-5 Pac-10 - T-2ND)

8/28	Santa Clara ²	25-21, 25-16, 25-18	W	3-0
8/29	Western Michigan ²	25-17, 25-14, 25-15	W	3-0
8/30	Hawai'i ²	23-25, 18-25, 22-25	L	0-3
9/4	UNLV ³	25-16, 25-17, 25-16	W	3-0
9/5	Loyola Marymount ³	25-22, 25-23, 25-14	W	3-0
9/5	Idaho ³	25-21, 25-21, 25-17	W	3-0
9/10	BYU ⁴	25-16, 25-11, 23-25, 25-15	W	3-1
9/11	Virginia ⁴	25-17, 23-25, 25-14, 25-16	W	3-1
9/13	Nebraska ⁴	18-25, 25-17, 25-22, 24-26, 15-7	W	3-2
9/16	Pepperdine	24-26, 25-14, 25-15, 25-22	W	3-1
9/18	CS Fullerton ⁵	23-25, 25-15, 20-25, 25-18, 14-16	L	2-3
9/19	Fordham ⁵	25-12, 25-14, 27-25	W	3-0
9/19	Long Beach State ⁵	19-25, 16-25, 14-25	L	0-3
9/25	Arizona State ¹	16-25, 22-25, 22-25	L	0-3
9/26	Arizona ¹	22-25, 27-25, 25-14, 25-13	W	3-1
10/2	Stanford ¹	25-20, 20-25, 21-25, 20-25	L	1-3
10/3	California ¹	25-20, 25-19, 22-25, 25-22	W	3-1
10/9	USC ¹	27-25, 25-20, 25-22	W	3-0
10/16	Washington ¹	19-25, 24-26, 26-24, 18-25	L	1-3
10/17	Washington State ¹	25-12, 26-24, 25-12	W	3-0
10/23	Oregon ¹	26-24, 25-18, 22-25, 22-25, 15-9	W	3-2
10/24	Oregon State ¹	25-18, 25-22, 25-17	W	3-0
10/30	California ¹	25-20, 25-20, 16-25, 25-19	W	3-1
10/31	Stanford ¹	25-18, 34-32, 19-25, 21-25, 15-11	W	3-2
11/6	USC ¹	25-17, 14-25, 25-16, 17-25, 15-12	W	3-2
11/13	Washington State ¹	25-23, 25-14, 23-25, 25-23	W	3-1
11/14	Washington ¹	19-25, 18-25, 21-25	L	0-3
11/20	Oregon State ¹	25-20, 25-23, 25-16	W	3-0
11/21	Oregon ¹	25-23, 25-18, 22-25, 25-27, 15-17	L	2-3
11/27	Arizona ¹	25-13, 25-13, 25-17	W	3-0
11/28	Arizona State ¹	25-19, 28-26, 25-22	W	3-0
12/4	Long Beach State ⁶	25-20, 25-20, 25-16	W	3-0
12/5	Baylor ⁶	23-25, 22-25, 31-29, 19-25	L	1-3

- 1 - Pac-10 Matches
- 2 - Chevron Rainbow Wahine Invitational (Honolulu, Hawai'i)
- 3 - Alexis Park Classic (Las Vegas, Nev.)
- 4 - Ameritas Players Challenge (Lincoln, Neb.)

5 - Brea Embassy Suites Fullerton Classic (Fullerton, Calif.)
6 - NCAA First and Second Rounds (Pauley Pavilion)

2008 (22-11, 9-9 Pac-10 - T-5TH)

8/29	Ohio ²	25-21, 25-22, 25-17	W	3-0
8/30	Penn State ²	22-25, 21-25, 13-25	L	0-3
8/31	Hawai'i ²	23-25, 25-23, 26-24, 30-28	W	3-1
9/3	UC Riverside	25-16, 25-19, 25-16	W	3-0
9/5	Nevada ³	25-19, 25-22, 25-18	W	3-0
9/6	Seattle University ³	25-19, 25-10, 25-20	W	3-0
9/10	Cal State Fullerton	25-10, 25-20, 25-19	W	3-0
9/16	Cal State Northridge	25-15, 25-16, 25-21	W	3-0
9/19	Virginia ⁴	25-17, 25-23, 25-17	W	3-0
9/19	Georgetown ⁴	27-25, 25-16, 25-12	W	3-0
9/20	Northwestern ⁴	25-19, 30-32, 25-22, 25-21	W	3-1
9/26	USC ¹	26-24, 14-25, 25-20, 14-25, 5-15	L	2-3
10/3	Oregon ¹	22-25, 25-23, 17-25, 21-25	L	1-3
10/4	Oregon State ¹	25-21, 21-25, 22-25, 25-15, 15-11	W	3-2
10/10	Washington ¹	23-25, 25-22, 25-22, 18-25, 11-15	L	2-3
10/11	Washington State ¹	25-22, 25-18, 25-14	W	3-0
10/17	Arizona ¹	25-15, 20-25, 25-21, 25-22	W	3-1
10/18	Arizona State ¹	25-17, 27-25, 25-17	W	3-0
10/24	California ¹	28-30, 25-22, 21-25, 25-21, 13-15	L	2-3
10/26	Stanford ¹	25-22, 14-25, 22-25, 23-25	L	1-3
10/31	Oregon State ¹	25-17, 25-16, 25-20	W	3-0
11/1	Oregon ¹	24-26, 24-26, 25-18, 25-21, 13-15	L	2-3
11/7	Washington State ¹	25-13, 25-18, 25-17	W	3-0
11/9	Washington ¹	25-17, 19-25, 18-25, 22-25	L	1-3
11/14	Arizona State ¹	25-20, 25-12, 25-11	W	3-0
11/15	Arizona ¹	25-17, 25-18, 25-22	W	3-0
11/21	California ¹	25-17, 24-26, 25-27, 28-26, 13-15	L	2-3
11/22	Stanford ¹	15-25, 25-20, 15-25, 26-24, 11-15	L	2-3
11/25	Pepperdine	22-25, 25-20, 25-19, 25-22	W	3-1
11/28	USC ¹	25-22, 25-16, 26-24	W	3-0
12/5	LSU ⁵	25-19, 22-25, 25-20, 25-20	W	3-1
12/6	Duke ⁵	25-16, 25-19, 25-17	W	3-0
12/12	Texas ⁶	11-25, 25-22, 21-25, 21-25	L	1-3

- 1 - Pac-10 Matches
- 2 - Hawaiian Airlines Wahine VB Classic (Honolulu, Hawai'i)
- 3 - Nevada Tournament (Reno, Nev.)
- 4 - Northwestern Wildcat Classic (Evanston, Ill.)
- 5 - NCAA First and Second Rounds (Pauley Pavilion)
- 6 - NCAA Regionals (Austin, Texas)

2007 (23-11, 9-9 Pac-10 - T-5TH)

8/24	Utah ²	30-23, 30-21, 30-27	W	3-0
8/25	Nebraska ²	23-30, 30-22, 18-30, 21-30	L	1-3
8/31	Louisville ³	30-24, 30-27, 30-21	W	3-0
9/2	Kansas State ³	30-20, 30-25, 19-30, 30-27	W	3-1
9/3	Hawai'i ³	31-29, 30-18, 30-16	W	3-0
9/7	UC Irvine ⁴	27-30, 30-20, 30-20, 30-17	W	3-1
9/8	William and Mary ⁴	30-13, 30-27, 30-24	W	3-0
9/8	Southern Mississippi ⁴	30-19, 30-23, 30-18	W	3-0
9/14	Cal State Northridge ⁵	30-16, 30-24, 30-18	W	3-0
9/15	Pittsburgh ⁵	30-22, 30-22, 30-20	W	3-0
9/15	San Diego ⁵	20-30, 30-23, 27-30, 30-25, 15-13	W	3-2
9/20	Arizona ¹	27-30, 33-31, 30-19, 30-27	W	3-1
9/21	Arizona State ¹	30-18, 30-21, 30-25	W	3-0
9/27	California ¹	28-30, 24-30, 30-28, 31-29, 15-9	W	3-2
9/28	Stanford ¹	20-30, 23-30, 29-31	L	0-3
10/5	USC ¹	30-26, 25-30, 30-25, 30-22	W	3-1
10/11	Oregon ¹	31-29, 22-30, 30-24, 36-34	W	3-1
10/12	Oregon State ¹	29-31, 30-16, 27-30, 30-17, 13-15	L	2-3
10/18	Washington ¹	20-30, 27-30, 26-30	L	0-3
10/19	Washington State ¹	33-31, 30-18, 30-23	W	3-0
10/26	Stanford ¹	20-30, 30-28, 22-30, 27-30	L	1-3
10/27	California ¹	30-27, 20-30, 30-27, 27-30, 15-17	L	2-3
11/2	USC ¹	30-24, 27-30, 26-30, 24-30	L	1-3
11/8	Oregon State ¹	31-29, 22-30, 30-24, 30-18	W	3-1
11/9	Oregon ¹	24-30, 28-30, 24-30	L	0-3
11/16	Washington State ¹	31-29, 30-21, 30-17	W	3-0
11/17	Washington ¹	20-30, 29-31, 27-30	L	0-3
11/20	Pepperdine	28-30, 30-22, 30-22, 31-29	W	3-1
11/23	Arizona State ¹	30-25, 30-25, 24-30, 30-19	W	3-1
11/24	Arizona ¹	30-26, 26-30, 21-30, 29-31	L	1-3
11/30	Alabama A&M ⁶	30-9, 30-14, 30-13	W	3-0
12/1	Clemson ⁶	30-19, 30-21, 19-30, 30-22	W	3-1
12/7	Oregon ⁷	30-23, 30-19, 28-30, 30-24	W	3-1
12/8	Stanford ⁷	30-28, 28-30, 26-30, 27-30	L	1-3

- 1 - Pac-10 Matches
- 2 - AVCA Showcase (Omaha, Neb.)
- 3 - Hawaiian Airlines Wahine VB Classic (Honolulu, Hawai'i)
- 4 - UC Irvine/Nike Invitational (Irvine, Calif.)
- 5 - USD Tournament (San Diego, Calif.)
- 6 - NCAA First and Second Rounds (Clemson, S.C.)
- 7 - NCAA Regionals (Stanford, Calif.)

2006 (33-4, 15-3 Pac-10 - T-2ND)

8/26	Tennessee Tech ²	30-18, 30-18, 30-20	W	3-0
8/26	Western Michigan ²	30-27, 30-22, 30-23	W	3-0
8/27	Cincinnati ²	30-24, 29-31, 30-27, 30-21	W	3-1
9/1	Colorado ³	30-25, 30-25, 30-25	W	3-0
9/2	Florida ³	31-29, 30-28, 30-15	W	3-0
9/3	Hawai'i ³	30-19, 30-26, 30-24	W	3-0
9/8	Texas State ⁴	30-24, 31-29, 28-30, 30-17	W	3-1
9/9	Georgia ⁴	30-14, 30-24, 30-20	W	3-0
9/9	Denver ⁴	24-30, 30-26, 30-24, 30-27	W	3-1
9/12	Towson	32-30, 30-23, 30-25	W	3-0
9/15	Florida International ⁵	30-20, 30-26, 30-26	W	3-0
9/16	Long Island ⁵	30-20, 30-25, 30-14	W	3-0
9/16	Maryland ⁵	30-22, 30-23, 30-23	W	3-0
9/21	Oregon ¹	30-22, 30-13, 30-20	W	3-0
9/22	Oregon State ¹	30-21, 30-18, 30-14	W	3-0
9/28	Washington ¹	28-30, 23-30, 30-21, 31-29, 15-13	W	3-2
9/29	Washington State ¹	30-17, 24-30, 30-21, 30-26	W	3-1
10/6	Arizona ¹	30-24, 30-23, 20-30, 30-25	W	3-1
10/7	Arizona State ¹	30-21, 30-26, 30-28	W	3-0
10/12	California ¹	30-26, 30-17, 32-30	W	3-0

2004 (21-11, 11-7 Pac-10 - T-4TH)

9/1	Cal State Northridge	30-13, 24-30, 30-26, 30-23	W	3-1
9/3	Southern Mississippi	30-18, 30-22, 30-20	W	3-0
9/4	Samford	30-12, 30-21, 30-11	W	3-0
9/4	Texas A&M	31-29, 30-27, 30-25	W	3-0
9/9	Santa Clara	30-23, 32-30, 30-24	W	3-0
9/10	Missouri State	30-11, 30-24, 30-24	W	3-0
9/11	Hawai'i	30-32, 30-20, 23-30, 30-27, 13-15	L	2-3
9/17	Utah	27-30, 30-27, 28-30, 30-23, 12-15	L	2-3
9/18	BYU	24-30, 30-26, 31-29, 30-18	W	3-1
9/24	Washington	18-30, 30-24, 18-30, 22-30	L	1-3
9/25	Washington State	30-19, 30-22, 30-26	W	3-0
10/1	Arizona	30-20, 30-18, 19-30, 30-25	W	3-1
10/2	Arizona State	30-18, 30-28, 30-22	W	3-0
10/8	California	30-20, 30-27, 30-28	W	3-0
10/9	Stanford	24-30, 30-24, 25-30, 28-30	L	1-3
10/15	USC	25-30, 26-30, 22-30	L	0-3
10/21	Oregon	30-16, 30-18, 30-18	W	3-0
10/22	Oregon State	23-30, 30-25, 27-30, 30-24, 15-7	W	3-2
10/26	Pepperdine	30-24, 30-28, 24-30, 31-33, 11-15	L	2-3
10/29	Arizona State	30-21, 30-12, 30-27	W	3-0
10/30	Arizona	28-30, 21-30, 28-30	L	0-3
11/4	Stanford	30-25, 25-30, 30-32, 30-25, 8-15	L	2-3
11/5	California	22-30, 30-24, 32-30, 24-30, 15-10	W	3-2
11/12	USC	29-31, 28-30, 30-23, 30-21, 16-18	L	2-3
11/19	Oregon State	32-30, 30-24, 30-24	W	3-0
11/20	Oregon	30-16, 30-22, 30-27	W	3-0
11/26	Washington State	30-27, 30-22, 30-27	W	3-0
11/27	Washington	31-29, 23-30, 23-30, 24-30	L	1-3
12/3	Loyola Marymount	30-28, 30-23, 27-30, 30-22	W	3-1
12/4	Long Beach State	31-29, 30-24, 30-27	W	3-0
12/10	Penn State	30-24, 22-30, 30-25, 30-28	W	3-1
12/11	Washington	30-27, 19-30, 28-30, 30-24, 9-15	L	2-3

1 - Pac-10 Matches

2 - McDonald's/Texas A&M Invitational (College Station, Tex.)

3 - Mauna Loa Volleyball Challenge (Honolulu, Hawai'i)

4 - NCAA First and Second Rounds (Pauley Pavilion)

5 - NCAA Regionals (Seattle, Wash.)

2003 (24-9, 12-6 Pac-10 - T-3RD)

8/29	Louisville	30-24, 30-13, 32-30	W	3-0
8/31	Minnesota	30-27, 30-21, 30-19	W	3-0
9/1	Hawai'i	30-25, 18-30, 24-30, 31-29, 13-15	L	2-3
9/5	Idaho	30-23, 30-25, 30-25	W	3-0
9/6	Boise State	30-12, 30-18, 30-18	W	3-0
9/6	Montana	30-13, 30-14, 30-20	W	3-0
9/11	Texas-Arlington	30-26, 30-19, 30-20	W	3-0
9/11	Texas A&M-Corpus Christi	30-15, 30-16, 30-22	W	3-0
9/12	Texas	30-24, 30-17, 30-28	W	3-0
9/19	USC	21-30, 30-22, 19-30, 22-30	L	1-3
9/25	Oregon State	30-20, 29-31, 30-24, 30-24	W	3-1
9/26	Oregon	30-20, 30-21, 36-34	W	3-0
10/2	Washington State	23-30, 27-30, 30-25, 30-27, 15-10	W	3-2
10/3	Washington	30-27, 30-26, 26-30, 21-30, 24-22	W	3-2
10/10	Arizona	26-30, 30-24, 18-30, 22-30	L	1-3
10/11	Arizona State	31-29, 30-16, 30-24	W	3-0
10/16	Stanford	30-28, 30-24, 28-30, 24-30, 11-15	L	2-3
10/17	California	30-22, 14-30, 24-30, 30-22, 15-12	W	3-2
10/23	Oregon	30-23, 30-20, 29-31, 30-22	W	3-1
10/24	Oregon State	30-13, 30-20, 30-24	W	3-0
10/28	Cal State Northridge	30-28, 23-30, 32-30, 30-26	W	3-1
10/31	Washington State	30-21, 30-24, 23-30, 30-22	W	3-1
11/1	Washington	23-30, 30-26, 30-26, 30-26	W	3-1
11/6	Arizona	21-30, 35-37, 24-30	L	0-3
11/7	Arizona State	30-19, 30-25, 30-17	W	3-0
11/13	Stanford	17-30, 27-30, 30-25, 18-30	L	1-3
11/14	California	30-26, 30-20, 25-30, 30-22	W	3-1
11/21	USC	20-30, 24-30, 22-30	L	0-3
11/25	Pepperdine	34-32, 18-30, 34-32, 20-30, 7-15	L	2-3
12/5	San Diego	30-20, 30-17, 30-24	W	3-0
12/6	UC Irvine	30-24, 30-28, 30-22	W	3-0
12/12	Nebraska	20-30, 30-27, 30-21, 30-23	W	3-1
12/13	USC	30-24, 26-30, 17-30, 17-30	L	1-3

1 - Pac-10 Matches

2 - Hawaiian Airlines Wahine VB Classic (Honolulu, Hawai'i)

3 - Ruby's Montana Invitational (Missoula, Mont.)

4 - Time Warner Cable Texas Invitational (Austin, Tex.)

5 - NCAA First and Second Rounds (Pauley Pavilion)

6 - NCAA Regionals (Lincoln, Neb.)

2002 (20-14, 9-9 Pac-10 - T-5TH)

8/30	Colorado	30-15, 30-28, 26-30, 30-27	W	3-1
9/1	Ohio State	30-25, 30-25, 30-22	W	3-0
9/2	Hawai'i	28-30, 25-30, 30-28, 13-30	L	1-3

9/6	Minnesota	25-30, 26-30, 28-30	L	0-3
9/7	Northern Iowa	20-30, 24-30, 24-30	L	0-3
9/7	Rhode Island	30-26, 30-16, 30-28	W	3-0
9/11	San Francisco	30-16, 30-28, 31-33, 30-16	W	3-1
9/13	Portland	30-17, 30-24, 30-24	W	3-0
9/14	Cal State Fullerton	30-24, 30-24, 30-23	W	3-0
9/14	Colorado	30-16, 30-20, 30-28	W	3-0
9/20	Arizona	30-32, 30-26, 29-31, 23-30	L	1-3
9/21	Arizona State	26-30, 30-28, 23-30, 26-30	L	1-3
9/27	Washington	31-29, 30-27, 30-25	W	3-0
9/28	Washington State	25-30, 26-30, 30-25, 30-26, 15-12	W	3-2
10/4	California	31-29, 26-30, 30-21, 30-23	W	3-1
10/5	Stanford	24-30, 30-25, 25-30, 22-30	L	1-3
10/10	Oregon State	35-33, 30-22, 30-18	W	3-0
10/11	Oregon	30-28, 30-24, 30-20	W	3-0
10/18	USC	24-30, 22-30, 24-30	L	0-3
10/25	Washington State	29-31, 29-31, 32-30, 30-27, 7-15	L	2-3
10/26	Washington	28-30, 27-30, 22-30	L	0-3
11/1	Stanford	25-30, 27-30, 22-30	L	0-3
11/2	California	30-23, 32-30, 30-24	W	3-0
11/8	Oregon State	30-19, 30-25, 33-31	W	3-0
11/9	Oregon	30-24, 30-25, 28-30, 30-27	W	3-1
11/12	Pepperdine	35-37, 25-30, 25-30	L	0-3
11/15	USC	24-30, 21-30, 23-30	L	0-3
11/21	Arizona State	26-30, 30-22, 30-22, 23-30, 15-13	W	3-2
11/22	Arizona	34-32, 21-30, 21-30, 28-30	L	1-3
11/29	Rice	30-20, 31-29, 30-21	W	3-0
11/29	Butler	30-17, 30-23, 34-32	W	3-0
11/30	New Mexico	30-17, 30-20, 30-24	W	3-0
12/5	Long Beach State	30-25, 30-27, 30-21	W	3-0
12/6	Pepperdine	26-30, 30-23, 26-30, 26-30	L	1-3

1 - Pac-10 Matches

2 - Hawaiian Airlines Wahine VB Classic (Honolulu, Hawai'i)

3 - Diet Coke Classic (Minneapolis, Minn.)

4 - Nike Portland Invitational (Portland, Ore.)

5 - Albuturkey Tournament (Albuquerque, N.M.)

6 - NCAA First and Second Rounds (Malibu, Calif.)

2001 (21-9, 12-6 Pac-10 - T-4TH)

8/31	Michigan	30-25, 30-17, 30-21	W	3-0
9/1	Kansas State	30-25, 25-30, 30-25, 30-16	W	3-1
9/2	Hawai'i	30-25, 30-25, 30-24	W	3-0
9/7	Notre Dame	30-28, 30-23, 30-26	W	3-0
9/8	Pepperdine	30-13, 30-21, 30-24	W	3-0
9/9	Nebraska	28-30, 24-30, 21-30	L	0-3
9/21	USC	27-30, 21-30, 12-30	L	0-3
9/28	Arizona	30-27, 30-27, 30-19	W	3-0
9/29	Arizona State	30-19, 30-20, 30-24	W	3-0
10/4	Washington	30-23, 30-20, 28-30, 30-24	W	3-1
10/5	Washington State	30-24, 30-21, 30-22	W	3-0
10/11	Stanford	30-27, 30-25, 27-30, 24-30, 13-15	L	2-3
10/12	California	31-29, 30-12, 30-21	W	3-0
10/19	USC	30-25, 30-28, 21-30, 22-30, 11-15	L	2-3
10/25	Arizona State	30-26, 30-25, 30-24	W	3-0
10/26	Arizona	22-30, 22-30, 21-30	L	0-3
10/30	Pepperdine	25-30, 25-30, 32-34	L	0-3
11/2	Washington State	27-30, 30-25, 29-31, 30-28, 15-9	W	3-2
11/3	Washington	25-30, 30-24, 30-25, 24-30, 15-12	W	3-2
11/8	California	30-24, 30-25, 30-21	W	3-0
11/9	Stanford	23-30, 23-30, 18-30	L	0-3
11/11	Saint Mary's	30-23, 30-21, 30-21	W	3-0
11/15	Oregon	30-23, 30-18, 30-22	W	3-0
11/16	Oregon State	30-18, 30-25, 30-22	W	3-0
11/19	Oregon State	30-25, 14-30, 22-30, 27-30	L	1-3
11/20	Oregon	30-19, 25-30, 30-16, 30-28	W	3-1
11/30	Penn	30-26, 30-25, 30-23	W	3-0
12/1	Penn State	30-11, 30-28, 30-18	W	3-0
12/6	Hawai'i	30-25, 30-28, 22-30, 30-22	W	3-1
12/7	Long Beach State	25-30, 28-30, 21-30	L	0-3

1 - Pac-10 Matches

2 - Hawaiian Airlines Wahine VB Classic (Honolulu, Hawai'i)

3 - US Bank/Arby's Classic (Lincoln, Neb.)

4 - NCAA First and Second Rounds (State College, Pa.)

5 - NCAA Regionals (Long Beach, Calif.)

2000 (25-8, 14-4 Pac-10 - 3RD)

8/25	Penn State	8-15, 15-12, 15-2, 13-15, 15-12	W	3-2
8/26	Colorado State	8-15, 15-8, 12-15, 15-11, 15-17	L	2-3
9/1	Iowa	15-3, 15-9, 15-3	W	3-0
9/3	Texas A&M	15-2, 10-15, 15-11, 15-8	W	3-1
9/4	Hawai'i	8-15, 14-16, 12-15	L	0-3
9/8	Michigan State	13-15, 15-12, 15-11, 15-7	W	3-1
9/9	Notre Dame	15-7, 15-7, 17-15	W	3-0
9/10	Nebraska	15-12, 11-15, 15-13, 1-15, 10-15	L	2-3
9/14	Washington	15-8, 15-0, 15-12	W	3-0

9/15	Washington State	15-8, 15-5, 15-8	W	3-0
9/22	California	8-15, 15-9, 15-4, 15-7	W	3-1
9/23	Stanford	15-11, 15-2, 15-11	W	3-0
9/28	Oregon State	15-4, 10-15, 15-7, 13-15, 14-16	L	2-3
9/29	Oregon	15-6, 15-6, 15-1	W	3-0
10/6	USC	11-15, 11-15, 15-8, 11-15	L	1-3
10/12	Arizona	15-13, 15-17, 15-17, 15-8, 16-14	W	3-2
10/13	Arizona State	11-15, 15-10, 6-15, 15-12, 15-11	W	3-2
10/19	Stanford	15-2, 15-9, 15-6	W	3-0
10/20	California	15-2, 15-8, 15-7	W	3-0
10/27	Oregon State	9-15, 7-15, 15-4, 15-10, 15-7	W	3-2
10/28	Oregon	15-9, 15-10, 15-7	W	3-0
11/3	USC	15-9, 15-3, 15-13	W	3-0
11/7	Pepperdine	15-12, 15-13, 15-1	W	3-0
11/10	Arizona State	15-12, 15-10, 15-7	W	3-0
11/11	Arizona	15-6, 2-15, 4-15, 6-15	L	1-3
11/16	Washington State	3-15, 15-5, 11-15, 14-16	L	1-3
11/17	Washington	15-6, 15-6, 15-8	W	3-0
11/24	Connecticut	15-1, 15-9, 15-13	W	3-0
11/25	Baylor	15-9, 15-7, 15-8	W	3-0
12/2	Morgan State	15-4, 15-6, 15-5	W	3-0
12/3	Michigan State	15-7, 13-15, 14-16, 15-6, 15-9	W	3-2
12/8	Pacific	15-10, 10-15, 15-11, 15-11	W	3-1
12/9	Wisconsin	7-15, 15-5, 14-16, 16-14, 12-15	L	2-3

1 - Pac-10 Matches

2 - State Farm/NACWAA Classic (Gainesville, Fla.)

3 - Hawaiian Airlines Wahine VB Classic (Honolulu, Hawai'i)

4 - adidas Invitational (South Bend, Ind.)

5 - Baylor Thanksgiving Classic (Waco, Tex.)

6 - NCAA First and Second Rounds (Pauley Pavilion)

10/11	Arizona State ¹	15-11, 15-3, 15-2	W	3-0
10/14	UC Santa Barbara	13-15, 9-15, 15-10, 15-3, 15-11	W	3-2
10/16	Washington ¹	15-6, 15-3, 7-15, 15-8	W	3-1
10/18	Washington State ¹	15-8, 16-14, 15-9	W	3-0
10/23	Oregon State ¹	15-6, 15-13, 15-10	W	3-0
10/25	Oregon ¹	12-15, 15-12, 12-15, 15-4, 15-12	W	3-2
10/30	USC ¹	6-15, 11-15, 15-9, 11-11, 16-18	L	2-3
11/6	Arizona State ¹	15-13, 16-14, 15-4	W	3-0
11/8	Arizona ^{1,2}	15-10, 15-3, 15-13	W	3-0
11/13	Washington State ¹	10-15, 15-4, 15-5, 15-10	W	3-1
11/15	Washington ¹	14-16, 15-6, 15-4, 15-11	W	3-1
11/20	Stanford ¹	10-15, 15-7, 5-15, 15-10, 10-15	L	2-3
11/22	California ¹	15-4, 8-15, 15-4, 15-4	W	3-1
11/24	Pepperdine	7-15, 15-11, 15-8, 11-15, 15-13	W	3-2
12/5	Virginia ⁵	15-7, 15-6, 14-16, 15-5	W	3-1
12/6	UC Santa Barbara ⁵	8-15, 15-8, 13-15, 11-15	L	1-3

- 1 - Pac-10 Matches
 2 - Match Played at Wooden Center
 3 - Hawaiian Airlines Wahine VB Classic (Honolulu, Hawai'i)
 4 - Chicago Challenge (Chicago, Calif.)
 5 - NCAA First and Second Rounds (Santa Barbara, Calif.)

1997 (17-13, 9-9 Pac-10 - 6th)

9/5	Houston ²	15-10, 15-3, 16-14	W	3-0
9/6	North Carolina ²	16-14, 13-15, 15-9, 15-6	W	3-1
9/7	Hawai'i ²	15-6, 15-10, 15-9	W	3-0
9/12	Texas	15-7, 9-15, 14-16, 7-15	L	1-3
9/14	Baylor	15-11, 15-4, 15-7	W	3-0
9/19	Arizona ¹	14-16, 15-6, 16-14, 4-15, 13-15	L	2-3
9/20	Arizona State ¹	15-13, 15-9, 16-14	W	3-0
9/26	Washington ¹	14-16, 10-15, 16-18	L	0-3
9/27	Washington State ¹	15-13, 8-15, 10-15, 12-15	L	1-3
10/3	California ¹	14-16, 15-10, 16-18, 15-13, 15-11	W	3-2
10/5	Stanford ¹	10-15, 6-15, 10-15	L	0-3
10/8	San Diego State	15-13, 18-16, 15-10	W	3-0
10/10	Oregon ¹	15-3, 15-8, 15-13	W	3-0
10/11	Oregon State ¹	14-16, 16-14, 15-7, 9-15, 15-12	W	3-2
10/14	UC Santa Barbara	8-15, 12-15, 15-13, 14-16	L	1-3
10/17	USC ¹	6-15, 15-4, 11-15, 16-14, 11-15	L	2-3
10/24	Washington State ¹	8-15, 15-11, 7-15, 12-15	L	1-3
10/26	Washington ¹	16-14, 9-15, 7-15, 10-15	L	1-3
10/31	Stanford ¹	10-15, 11-15, 10-15	L	0-3
11/1	California ¹	15-8, 15-8, 15-13	W	3-0
11/7	Oregon State ¹	15-4, 11-15, 15-13, 15-7	W	3-1
11/8	Oregon ¹	15-7, 15-7, 15-10	W	3-0
11/14	USC ¹	2-15, 8-15, 13-15	L	0-3
11/18	Cal State Northridge	15-2, 15-2, 15-8	W	3-0
11/21	Arizona State ¹	15-12, 15-8, 15-7	W	3-0
11/22	Arizona ¹	16-18, 15-7, 15-4, 15-8	W	3-1
11/28	Florida ³	13-15, 12-15, 10-15	L	0-3
11/29	Pepperdine ³	15-8, 15-7, 11-15, 15-6	W	3-1
12/6	Pepperdine ⁴	15-10, 15-12, 14-16, 15-9	W	3-1
12/7	UC Santa Barbara ⁴	8-15, 8-15, 15-6, 15-6, 14-16	L	2-3

- 1 - Pac-10 Matches
 2 - Hawaiian Airlines Wahine VB Classic (Honolulu, Hawai'i)
 3 - Community Banker's Classic (Stockton, Calif.)
 4 - NCAA First and Second Rounds (Santa Barbara, Calif.)

1996 (17-14, 9-9 Pac-10 - 6th)

8/30	Louisville ²	9-15, 13-15, 15-8, 14-16	L	1-3
9/1	Michigan ²	15-8, 15-5, 7-15, 18-16	W	3-1
9/2	Hawai'i ²	5-15, 2-15, 9-15	L	0-3
9/6	Utah ³	15-10, 15-8, 15-10	W	3-0
9/6	Pittsburgh ³	15-11, 15-6, 15-5	W	3-0
9/7	Weber State ³	15-8, 15-3, 5-15, 15-4	W	3-1
9/7	San Diego ³	11-15, 16-14, 15-9, 15-1	W	3-1
9/13	Ball State ⁴	15-11, 5-15, 15-10, 11-15, 15-10	W	3-2
9/14	Florida State ⁴	15-2, 15-9, 15-13	W	3-0
9/14	Florida ⁴	8-15, 7-15, 9-15	L	0-3
9/20	Oregon ¹	15-4, 15-3, 16-14	W	3-0
9/21	Oregon State ¹	15-13, 15-5, 15-2	W	3-0
9/28	USC ¹	15-5, 15-9, 8-15, 13-15, 15-9	W	3-2
10/1	UC Santa Barbara	15-9, 15-7, 15-17, 15-4	W	3-1
10/4	Arizona ¹	15-6, 10-15, 15-2, 2-15, 7-15	L	2-3
10/5	Arizona State ¹	15-8, 10-15, 15-7, 6-15, 15-9	W	3-2
10/11	Washington ¹	5-15, 8-15, 10-15	L	0-3
10/12	Washington State ¹	7-15, 8-15, 9-15	L	0-3
10/18	California ¹	12-15, 13-15, 15-12, 17-15, 15-12	W	3-2
10/19	Stanford ¹	15-10, 8-15, 12-15, 7-15	L	1-3
10/24	USC ¹	11-15, 7-15, 11-15	L	0-3
11/1	Arizona State ¹	15-11, 15-6, 15-2	W	3-0
11/3	Arizona ¹	16-18, 6-15, 15-13, 9-15	L	1-3
11/8	Washington State ¹	15-9, 6-15, 3-15, 9-15	L	1-3
11/9	Washington ¹	6-15, 8-15, 13-15	L	0-3
11/15	Stanford ¹	4-15, 8-15, 6-15	L	0-3

11/16	California ¹	15-4, 15-12, 15-12	W	3-0
11/22	Oregon State ¹	15-7, 15-7, 15-4	W	3-0
11/23	Oregon ¹	14-16, 15-12, 17-15, 15-5	W	3-1
11/26	Pepperdine	15-8, 11-15, 6-15, 13-15	L	1-3
11/29	Long Beach State	15-8, 13-15, 6-15, 15-12, 13-15	L	2-3

- 1 - Pac-10 Matches
 2 - Hawaiian Airlines Wahine VB Classic (Honolulu, Hawai'i)
 3 - UC Santa Barbara Classic (Santa Barbara, Calif.)
 4 - SunTrust Invitational (Gainesville, Fla.)

1995 (23-9, 12-6 Pac-10 - T-2ND)

9/1	Minnesota ³	15-8, 18-16, 15-9	W	3-0
9/2	Texas ³	15-8, 15-8, 15-10	W	3-0
9/3	Hawai'i ³	11-15, 1-15, 14-16	L	0-3
9/8	Michigan ⁴	10-15, 15-10, 15-8, 16-14	W	3-1
9/9	Ohio State ⁴	11-15, 15-11, 10-15, 15-9, 15-11	W	3-2
9/16	Washington State ¹	3-15, 9-15, 15-12, 13-15	L	1-3
9/17	Washington ¹	13-15, 15-11, 15-11, 15-10	W	3-1
9/22	California ¹	15-7, 15-8, 15-7	W	3-0
9/23	Stanford ¹	15-11, 7-15, 5-15, 17-19	L	1-3
9/29	Oregon ¹	15-2, 12-15, 15-3, 15-10	W	3-1
9/30	Oregon State ¹	13-15, 15-11, 15-13, 10-15, 15-11	W	3-2
10/6	USC ¹	15-12, 12-15, 10-15, 15-11, 6-15	L	2-3
10/7	Long Beach State	15-11, 9-15, 15-12, 15-12	W	3-1
10/13	Arizona ^{1,2}	15-10, 15-11, 15-11	W	3-0
10/14	Arizona State ¹	10-15, 6-15, 15-11, 15-11, 7-15	L	2-3
10/20	Stanford ¹	11-15, 1-15, 7-15	L	0-3
10/21	California ¹	17-15, 15-12, 15-13	W	3-0
10/24	Pepperdine	15-8, 15-4, 15-7	W	3-0
10/27	Oregon State ^{1,2}	13-15, 15-12, 15-8, 15-4	W	3-1
10/28	Oregon ^{1,2}	15-6, 15-4, 15-8	W	3-0
10/31	San Diego State	15-11, 2-15, 15-11, 15-8	W	3-1
11/3	USC ¹	12-15, 15-1, 15-7, 15-10	W	3-1
11/7	UC Santa Barbara	15-10, 15-6, 15-1	W	3-0
11/10	Arizona State ¹	10-15, 8-15, 9-15	L	0-3
11/12	Arizona ¹	18-16, 15-12, 15-5	W	3-0
11/17	Washington State ¹	15-3, 1-15, 18-16, 15-10	W	3-1
11/18	Washington ¹	15-9, 15-13, 6-15, 15-12	W	3-1
11/24	Kentucky ⁵	13-15, 15-9, 10-15, 15-7, 15-11	W	3-2
11/25	Texas ⁵	15-17, 15-8, 12-15, 12-15	L	1-3
12/2	Ball State ^{2,6}	15-4, 15-4, 15-7	W	3-0
12/8	Ohio State ⁷	15-6, 15-6, 15-9	W	3-0
12/9	Nebraska ⁷	9-15, 7-15, 14-16	L	0-3

- 1 - Pac-10 Matches
 2 - Matches Played at Wooden Center
 3 - Hawaiian Airlines Wahine VB Classic (Honolulu, Hawai'i)
 4 - Michigan Challenge (Ann Arbor, Mich.)
 5 - Community Banker's Classic (Stockton, Calif.)
 6 - NCAA First Round (Wooden Center)
 7 - NCAA Regionals (Lincoln, Neb.)

1994 (32-4, 16-2 Pac-10 - 2ND)

9/1	Georgia ³	8-15, 15-11, 15-12, 15-4	W	3-1
9/2	Illinois ³	15-5, 15-7, 17-15	W	3-0
9/4	Hawai'i ³	7-15, 15-8, 15-10, 15-13	W	3-1
9/9	Penn State ⁴	15-10, 12-15, 12-15, 13-15	L	1-3
9/10	LSU ⁴	15-12, 15-7, 15-10	W	3-0
9/10	Florida State ⁴	15-4, 15-6, 15-4	W	3-0
9/17	Wisconsin ⁵	15-7, 15-8, 15-12	W	3-0
9/18	Pacific ⁵	13-15, 15-11, 15-11, 15-11	W	3-1
9/20	Wyoming	15-3, 15-7, 15-9	W	3-0
9/21	Colorado State	15-10, 15-3, 15-12	W	3-0
9/23	Arizona ¹	5-15, 15-13, 11-15, 15-9, 15-7	W	3-2
9/24	Arizona State ¹	15-10, 8-15, 15-13, 12-15, 15-4	W	3-2
9/30	Washington ¹	15-3, 12-15, 14-16, 15-6, 17-15	W	3-2
10/1	Washington State ¹	15-4, 13-15, 15-2, 15-11	W	3-1
10/4	San Diego State	15-5, 15-5, 15-6	W	3-0
10/7	California ¹	15-1, 15-6, 17-15	W	3-0
10/8	Stanford ¹	6-15, 15-8, 13-15, 9-15	L	1-3
10/12	USC ¹	13-15, 9-15, 16-14, 15-13, 15-9	W	3-2
10/14	Oregon ^{1,2}	15-6, 15-6, 15-9	W	3-0
10/15	Oregon State ^{1,2}	15-10, 15-9, 14-16, 15-8	W	3-1
10/21	Arizona State ¹	15-8, 15-9, 15-9	W	3-0
10/22	Arizona ¹	6-15, 15-4, 15-9, 15-8	W	3-1
10/25	UC Santa Barbara	15-10, 10-15, 15-5, 16-14	W	3-1
10/28	Washington State ¹	15-9, 7-15, 15-8, 15-12	W	3-1
10/29	Washington ¹	13-15, 15-3, 15-11, 12-15, 13-15	L	2-3
11/4	Stanford ¹	10-15, 15-4, 15-3, 12-15, 15-11	W	3-2
11/5	California ¹	15-9, 15-1, 15-6	W	3-0
11/11	Oregon State ¹	15-9, 15-3, 17-15	W	3-0
11/12	Oregon ¹	15-10, 15-4, 15-8	W	3-0
11/16	USC ¹	15-6, 15-7, 0-15, 12-15, 15-9	W	3-2
11/22	Pepperdine	15-10, 15-9, 15-10	W	3-0
12/3	Georgia Tech ⁶	15-7, 15-9, 15-8	W	3-0
12/8	Duke ⁷	15-3, 15-3, 15-4	W	3-0

12/9	Houston ⁷	15-5, 15-7, 15-12	W	3-0
12/15	Penn State ⁶	3-15, 15-4, 15-9, 5-15, 15-11	W	3-2
12/17	Stanford ⁶	10-15, 15-5, 14-16, 13-15	L	1-3

- 1 - Pac-10 Matches
 2 - Matches Played at Wooden Center
 3 - Hawaiian Airlines Wahine VB Classic (Honolulu, Hawai'i)
 4 - Florida State Volleyball Monthly Invitational (Tallahassee, Fla.)
 5 - Mizuno USA Cup (LaGrange, Ill.)
 6 - NCAA First Round (Pauley Pavilion)
 7 - NCAA Regionals (Gainesville, Fla.)
 8 - NCAA Final Four (Austin, Tex.)

1993 (30-2, 17-1 Pac-10 - 1st)

9/2	New Mexico ³	15-8, 15-8, 8-15, 15-7	W	3-1
9/3	Illinois ³	15-12, 15-11, 12-15, 15-6	W	3-1
9/9	Penn State ⁴	11-15, 15-12, 15-7, 15-8	W	3-1
9/10	Georgia Tech ⁴	15-6, 15-4, 14-16, 16-14	W	3-1
9/11	Hawai'i ⁴	15-3, 15-2, 15-11	W	3-0
9/16	Stanford ¹	7-15, 2-15, 15-8, 15-10, 15-12	W	3-2
9/17	California ¹	15-11, 15-6, 15-13	W	3-0
9/24	Oregon ¹	15-4, 15-7, 15-8	W	3-0
9/25	Oregon State ¹	15-6, 15-11, 15-8	W	3-0
10/2	USC ¹	15-13, 15-7, 15-9	W	3-0
10/8	Arizona ¹	15-17, 15-5, 15-17, 16-14, 15-12	W	3-2
10/9	Arizona State ¹	11-15, 15-10, 15-12, 15-7	W	3-1
10/12	UC Santa Barbara	15-10, 15-11, 15-13	W	3-0
10/15	Washington ¹	15-12, 15-9, 15-12	W	3-0
10/16	Washington State ¹	15-7, 15-11, 15-11	W	3-0
10/22	Oregon State ^{1,2}	15-9, 15-11, 8-15, 15-10	W	3-1
10/23	Oregon ^{1,2}	15-13, 15-10, 13-15, 15-8	W	3

12/11	Arizona State ⁷	15-3, 15-9, 15-3	W 3-0
12/12	BYU ⁷	15-5, 15-8, 15-9	W 3-0
12/17	Florida ⁸	15-12, 15-12, 15-10	W 3-0
12/19	Stanford ⁸	8-15, 9-15, 15-6, 10-15	L 1-3

1 - Pac-10 Matches

2 - Matches Played at Wooden Center

3 - Hawaiian Airlines Wahine VB Classic (Honolulu, Hawai'i)

4 - BYU Invitational (Provo, Utah)

5 - UCLA Paul Mitchell Challenge (Pauley Pavilion)

6 - NCAA First Round (Wooden Center)

7 - NCAA Regionals (Pauley Pavilion)

8 - NCAA Final Four (Albuquerque, N.M.)

1991 (31-5, 16-2 Pac-10 - 2nd)

NCAA CHAMPIONS

9/5	Georgia ³	15-8, 15-9, 15-10	W 3-0
9/6	Minnesota ³	15-8, 15-11, 15-3	W 3-0
9/7	Hawai'i ³	14-16, 14-16, 15-13, 15-1, 12-15	L 2-3
9/13	Kansas State ⁴	15-6, 15-4, 14-16, 15-4	W 3-1
9/14	Wyoming ⁴	15-1, 15-5, 15-12	W 3-0
9/14	Nebraska ⁴	12-15, 15-10, 15-10, 17-15	W 3-1
9/20	Oregon ¹	15-3, 15-7, 15-8	W 3-0
9/21	Oregon State ¹	15-5, 16-14, 16-17, 7-15, 15-12	W 3-2
9/27	San Diego State ²	15-12, 5-15, 15-8, 15-7	W 3-1
9/28	Long Beach State	15-10, 7-15, 15-13, 14-16, 14-16	L 2-3
10/2	UC Santa Barbara	14-16, 15-9, 15-13, 12-15, 15-2	W 3-2
10/4	Arizona ^{1,2}	15-3, 15-2, 15-9	W 3-0
10/5	Arizona State ^{1,2}	15-13, 15-6, 15-11	W 3-0
10/9	USC ¹	15-1, 15-6, 11-15, 16-14	W 3-1
10/11	Washington ¹	15-2, 15-10, 15-8	W 3-0
10/12	Washington State ¹	16-14, 15-10, 15-3	W 3-0
10/18	California ^{1,2}	15-8, 15-3, 13-15, 15-9	W 3-1
10/19	Stanford ^{1,2}	11-15, 16-14, 10-15, 9-15	L 1-3
10/25	Texas-Arlington ⁵	15-11, 15-11, 15-13	W 3-0
10/26	Texas ⁵	8-15, 12-15, 11-15	L 0-3
11/1	Arizona State ¹	15-7, 11-15, 15-6, 15-9	W 3-1
11/3	Arizona ¹	15-6, 15-9, 15-3	W 3-0
11/5	USC ¹	16-14, 16-14, 15-7	W 3-0
11/8	Washington State ^{1,2}	15-8, 15-5, 15-11	W 3-0
11/9	Washington ^{1,2}	16-14, 15-7, 15-11	W 3-0
11/15	Stanford ¹	2-15, 1-15, 15-9, 8-15	L 1-3
11/16	California ¹	15-13, 15-8, 15-10	W 3-0
11/20	Pepperdine	15-4, 15-13, 15-10	W 3-0
11/22	Oregon State ^{1,2}	15-4, 15-10, 15-7	W 3-0
11/23	Oregon ^{1,2}	15-12, 15-6, 15-4	W 3-0
11/26	Cal State Northridge	15-6, 15-8, 15-6	W 3-0
12/6	Pepperdine ^{2,6}	15-3, 15-8, 15-11	W 3-0
12/12	New Mexico ⁷	15-12, 15-10, 15-10	W 3-0
12/13	Stanford ⁷	15-2, 15-12, 16-14	W 3-0
12/19	Ohio State ⁸	15-8, 15-8, 15-5	W 3-0
12/21	Long Beach State ⁸	12-15, 13-15, 15-12, 15-6, 15-11	W 3-2

1 - Pac-10 Matches

2 - Matches Played at Wooden Center

3 - Hawaiian Airlines Wahine VB Classic (Honolulu, Hawai'i)

4 - Runza Invitational (Lincoln, Neb.)

5 - UCLA Paul Mitchell Challenge (Pauley Pavilion)

6 - NCAA First Round (Wooden Center)

7 - NCAA Regionals (Stanford, Calif.)

8 - NCAA Final Four (Pauley Pavilion)

1990 (36-1, 18-0 Pac-10 - 1st)

NCAA CHAMPIONS

8/31	Duke ³	6-15, 15-9, 17-15, 15-9	W 3-1
9/1	Pittsburgh ³	15-6, 10-15, 7-15, 15-4, 15-6	W 3-2
9/1	Wisconsin ³	9-15, 15-12, 15-9, 15-12	W 3-1
9/6	Nebraska ⁴	15-12, 14-16, 13-15, 15-11, 14-16	L 2-3
9/7	Ohio State ⁴	15-4, 15-11, 12-15, 15-13	W 3-1
9/8	Hawai'i ⁴	10-15, 15-5, 15-10, 15-9	W 3-1
9/14	Washington ¹	15-2, 15-5, 15-11	W 3-0
9/15	Washington State ¹	15-4, 15-4, 15-8	W 3-0
9/18	San Diego State	15-8, 13-15, 12-15, 15-7, 15-11	W 3-2
9/21	California ¹	15-13, 15-13, 15-1	W 3-0
9/22	Stanford ¹	15-11, 16-14, 11-15, 15-1	W 3-1
9/26	Loyola Marymount	15-11, 15-10, 15-9	W 3-0
9/28	Oregon ^{1,2}	15-3, 15-2, 15-3	W 3-0
9/29	Oregon State ^{1,2}	15-8, 15-10, 15-10	W 3-0
10/2	Pepperdine	15-4, 12-15, 15-11, 15-7	W 3-1
10/5	USC ¹	15-11, 15-13, 15-6	W 3-0
10/12	Arizona ¹	15-7, 16-14, 7-15, 15-3	W 3-1
10/13	Arizona State ¹	14-16, 13-15, 15-10, 15-2, 15-9	W 3-2
10/19	Stanford ^{1,2}	13-15, 15-6, 7-15, 17-15, 15-11	W 3-2
10/20	California ^{1,2}	15-7, 11-15, 15-8, 15-10	W 3-1
10/26	Oregon State ¹	15-11, 12-15, 15-11, 15-10	W 3-1
10/27	Oregon ¹	15-5, 15-8, 15-8	W 3-0
11/2	Long Beach State ⁵	11-15, 15-9, 15-4, 15-6	W 3-1

11/3	Hawai'i ⁵	12-15, 13-15, 15-12, 15-7, 15-9	W 3-2
11/7	UC Santa Barbara	15-11, 13-15, 15-10, 12-15, 15-5	W 3-2
11/9	Arizona State ^{1,2}	15-6, 15-8, 15-8	W 3-0
11/10	Arizona ^{1,2}	15-3, 15-9, 15-12	W 3-0
11/14	USC ¹	15-5, 18-16, 15-2	W 3-0
11/16	Washington State ¹	12-15, 15-11, 15-6, 15-7	W 3-1
11/17	Washington ¹	15-5, 15-1, 15-8	W 3-0
11/23	Illinois ⁵	15-6, 15-12, 15-3	W 3-0
11/24	Pacific ⁵	15-10, 9-15, 4-15, 15-13, 15-9	W 3-2
12/1	Conzaga ^{2,7}	15-6, 15-7, 15-12	W 3-0
12/7	New Mexico ^{2,8}	15-8, 11-15, 15-3, 16-14	W 3-1
12/8	Stanford ^{2,8}	15-10, 15-8, 15-12	W 3-0
12/13	LSU ⁹	15-13, 15-10, 15-6	W 3-0
12/15	Pacific ⁹	15-9, 15-12, 15-7	W 3-0

1 - Pac-10 Matches

2 - Matches Played at Wooden Center

3 - Wisconsin Volleyball Monthly Invitational (Madison, Wis.)

4 - Hawaiian Airlines Wahine VB Classic (Honolulu, Hawai'i)

5 - Pac-10/Big West Challenge (Pauley Pavilion)

6 - Community Banker's Tournament (Stockton, Calif.)

7 - NCAA First Round (Wooden Center)

8 - NCAA Regionals (Wooden Center)

9 - NCAA Final Four (College Park, Md.)

1989 (30-3, 18-0 Pac-10 - 1st)

9/1	Loyola Marymount	15-5, 15-7, 15-2	W 3-0
9/7	Colorado State ³	15-8, 15-7, 15-9	W 3-0
9/8	Hawai'i ³	15-17, 11-15, 15-9, 11-15	L 1-3
9/9	Texas ³	15-9, 7-15, 15-6, 15-6	W 3-1
9/15	Penn State ⁴	6-15, 15-7, 15-5, 15-12	W 3-1
9/16	Illinois ⁴	15-13, 11-15, 14-16, 15-12, 15-9	W 3-2
9/22	Arizona ^{1,2}	15-6, 15-5, 13-15, 15-5	W 3-1
9/23	Arizona State ^{1,2}	15-11, 15-4, 15-5	W 3-0
9/29	Washington ¹	15-12, 15-9, 15-5	W 3-0
9/30	Washington State ¹	15-5, 15-2, 15-5	W 3-0
10/5	Stanford ¹	15-7, 14-16, 15-2, 7-15, 15-6	W 3-2
10/6	California ^{1,2}	15-12, 15-5, 15-12	W 3-0
10/11	UC Santa Barbara	15-7, 15-7, 15-7	W 3-0
10/13	Oregon ¹	16-18, 15-13, 15-6, 15-9	W 3-1
10/14	Oregon State ¹	9-15, 15-5, 15-10, 15-4	W 3-1
10/18	USC ¹	16-14, 15-10, 15-10	W 3-0
10/20	Arizona State ¹	10-15, 13-15, 15-2, 15-11, 15-9	W 3-2
10/21	Arizona ¹	15-11, 15-5, 15-8	W 3-0
10/27	Washington State ^{1,2}	15-2, 15-9, 15-8	W 3-0
10/28	Washington ^{1,2}	15-7, 15-5, 15-3	W 3-0
11/3	Stanford ¹	15-13, 15-4, 15-10	W 3-0
11/4	California ¹	15-8, 12-15, 15-13, 15-7	W 3-1
11/8	San Diego State	15-12, 15-4, 14-16, 15-13	W 3-1
11/10	Oregon State ^{1,2}	15-6, 15-8, 11-15, 15-10	W 3-1
11/11	Oregon ^{1,2}	15-6, 15-4, 15-7	W 3-0
11/14	USC ¹	15-9, 15-7, 15-6	W 3-0
11/17	LSU ²	15-6, 10-15, 15-4, 15-3	W 3-1
11/24	Illinois ⁵	15-10, 17-15, 7-15, 15-12	W 3-1
11/25	Pacific ⁵	15-10, 15-11, 4-15, 13-15, 6-15	L 2-3
12/1	Pepperdine ^{2,6}	9-15, 15-10, 15-6, 15-4	W 3-1
12/8	Arizona ⁷	15-11, 16-14, 16-14	W 3-0
12/9	Wyoming ⁷	15-8, 15-10, 15-5	W 3-0
12/14	Nebraska ⁸	13-15, 11-15, 6-15	L 0-3

1 - Pac-10 Matches

2 - Matches Played at Wooden Center

3 - Hawaiian Airlines Wahine VB Classic (Honolulu, Hawai'i)

4 - Mid-America Classic (Champaign, Ill.)

5 - Wendy's Classic (Stockton, Calif.)

6 - NCAA First Round (Wooden Center)

7 - NCAA Regionals (Pauley Pavilion)

8 - NCAA Final Four (Honolulu, Hawai'i)

1988 (34-1, 18-0 Pac-10 - 1st)

9/2	San Diego State	15-7, 15-6, 15-6	W 3-0
9/8	Illinois ³	15-11, 13-15, 18-16, 8-15, 15-2	W 3-2
9/9	Hawai'i ³	14-16, 15-11, 15-7, 15-0	W 3-1
9/10	Pepperdine ³	15-6, 15-5, 15-9	W 3-0
9/16	Stanford ¹	15-7, 15-3, 15-9	W 3-0
9/17	California ¹	15-6, 8-15, 15-10, 15-13	W 3-1
9/21	Cal State Northridge	15-13, 15-9, 15-3	W 3-0
9/23	Oregon State ^{1,2}	15-11, 15-8, 15-3	W 3-0
9/24	Oregon ^{1,2}	15-2, 15-2, 15-7	W 3-0
9/28	Texas	10-15, 15-6, 15-10, 15-11	W 3-1
9/29	Texas	15-11, 15-6, 15-5	W 3-0
10/7	Arizona State ¹	15-12, 15-8, 15-11	W 3-0
10/8	Arizona ¹	15-9, 15-5, 15-11	W 3-0
10/11	USC ¹	5-15, 15-6, 15-7, 15-8	W 3-1
10/14	Washington State ^{1,2}	15-6, 15-9, 8-15, 15-9	W 3-1
10/15	Washington ^{1,2}	15-11, 15-7, 15-7	W 3-0
10/19	UC Santa Barbara	13-15, 15-11, 15-4, 12-15, 15-4	W 3-2
10/21	Oregon ¹	15-3, 14-16, 15-10, 15-7	W 3-1

10/22	Oregon State ¹	15-6, 15-9, 15-2	W	3-0
10/28	Colorado State ⁴	15-4, 15-13, 15-9	W	3-0
10/29	BYU ⁴	15-10, 15-10, 15-6	W	3-0
11/4	Arizona ^{1,2}	15-11, 17-15, 15-12	W	3-0
11/5	Arizona State ^{1,2}	15-9, 15-7, 15-3	W	3-0
11/9	USC ¹	15-9, 15-3, 12-15, 15-3	W	3-1
11/11	Washington ¹	15-4, 15-13, 9-15, 15-11	W	3-1
11/12	Washington State ¹	15-8, 15-3, 16-14	W	3-0
11/17	Stanford ¹	15-17, 15-12, 15-6, 15-7	W	3-1
11/18	California ¹	15-8, 15-12, 15-4	W	3-0
11/22	UC Santa Barbara ²	15-10, 15-10, 15-13	W	3-0
11/25	BYU ⁵	16-14, 18-16, 15-13	W	3-0
11/26	Colorado State ⁵	15-2, 15-6, 15-2	W	3-0
12/2	California ^{2,6}	15-10, 15-8, 15-12	W	3-0
12/9	BYU ⁷	15-7, 15-7, 15-13	W	3-0
12/10	Washington ⁷	15-7, 16-14, 15-9	W	3-0
12/15	Texas ⁸	14-16, 11-15, 13-15	L	0-3

9/26	Texas	13-15, 4-15, 15-13, 15-12, 13-15	L	2-3
9/27	Texas	17-15, 15-13, 3-15, 15-9	W	3-1
10/1	San Diego State	8-15, 15-7, 16-14, 8-15, 10-15	L	2-3
10/3	UC Santa Barbara	5-15, 13-15, 2-15	L	0-3
10/9	Northern Illinois ⁵	15-9, 15-2	W	2-0
10/9	Long Beach State ⁵	15-5, 15-9	W	2-0
10/10	Texas-Arlington ⁵	15-9, 15-2	W	2-0
10/10	UC Santa Barbara ⁵	15-7, 15-10, 15-11	W	3-0
10/11	Hawai'i ⁵	6-15, 13-15, 15-9, 15-13, 13-15	L	2-3
10/11	Pacific ⁵	15-11, 15-12, 5-15, 3-15, 15-9	W	3-2
10/14	Pepperdine	15-11, 15-5, 15-4	W	3-0
10/17	California ¹	15-6, 15-4, 15-2	W	3-0
10/18	Stanford ¹	8-15, 7-15, 2-15	L	0-3
10/22	UC Santa Barbara	11-15, 15-12, 5-15, 15-8, 15-8	W	3-2
10/24	Washington State ^{1,2}	15-13, 15-6, 15-5	W	3-0
10/25	Washington ^{1,2}	15-7, 15-10, 15-3	W	3-0
10/29	USC ¹	15-3, 15-9, 15-8	W	3-0
10/31	Arizona State ¹	15-5, 15-12, 15-11	W	3-0
11/2	Arizona ¹	11-15, 15-9, 15-12, 15-8	W	3-1
11/5	San Diego State	15-10, 16-14, 13-15, 13-15, 13-15	L	2-3
11/7	Oregon State ^{1,2}	15-10, 15-4, 15-8	W	3-0
11/8	Oregon ^{1,2}	15-9, 15-7, 12-15, 15-9	W	3-1
11/12	Pepperdine	13-15, 15-8, 11-15, 15-3, 15-3	W	3-2
11/15	Nebraska ⁶	11-15, 4-15, 9-15	L	0-3
11/16	USC ⁶	15-3, 15-4, 15-8	W	3-0
11/20	California ¹	13-15, 15-13, 15-5, 15-5	W	3-1
11/21	Stanford ^{1,2}	15-11, 15-13, 15-4	W	3-0
11/25	USC ¹	15-12, 15-2, 15-3	W	3-0
12/6	Loyola Marymount ^{2,7}	15-1, 15-9, 8-15, 12-15, 14-16	L	2-3

1 - Pac-10 Matches

2 - Matches Played at Wooden Center

3 - UC Davis Tournament (Davis, Calif.)

4 - All-Cal Tournament (Santa Cruz, Calif.)

5 - UCLA National Invitational VB Tournament (Pauley Pavilion)

6 - Wendy's Classic (Stockton, Calif.)

7 - NCAA First Round (Wooden Center)

1985 (29-8, 5-3 PacWest - 2nd)

9/4	Wyoming	15-6, 15-11, 5-15, 15-11	W	3-1
9/5	Colorado State	7-15, 15-10, 15-3, 14-16, 15-10	W	3-2
9/6	BYU	15-7, 16-18, 15-10, 15-13, 15-5	W	3-1
9/10	UC Santa Barbara ^{2,3}	15-7, 15-2	W	2-0
9/10	California ^{2,3}	15-2, 15-3	W	2-0
9/13	Texas	15-9, 15-12, 15-6	W	3-0
9/14	Texas	18-16, 15-8, 15-9	W	3-0
9/22	Arizona ¹	15-8, 15-10, 15-4	W	3-0
9/24	Arizona State ¹	15-10, 9-15, 16-14, 15-11	W	3-1
9/26	Hawai'i	13-15, 9-15, 8-15	L	0-3
9/27	Hawai'i	11-15, 15-3, 7-15, 15-12, 15-12	W	3-2
10/4	Stanford ¹	6-15, 10-15, 11-15	L	0-3
10/10	Cal State Northridge ⁴	15-5, 15-9	W	2-0
10/11	Fresno State ⁴	15-8, 15-4	W	2-0
10/11	San Diego State ⁴	10-15, 12-15, 15-8, 15-7, 15-11	W	3-2
10/12	UC Santa Barbara ⁴	15-9, 15-13, 15-5	W	3-0
10/12	Cal Poly ⁴	12-15, 15-12, 13-15, 13-15	L	1-3
10/18	USC ¹	9-15, 8-15, 16-14, 15-13, 15-13	W	3-2
10/22	San Diego State	15-10, 15-6, 16-14	W	3-0
10/25	Arizona ^{1,2}	15-1, 15-9, 15-12	W	3-0
10/26	Arizona State ^{1,2}	15-10, 15-4, 14-16, 16-14	W	3-1
10/30	UC Santa Barbara	7-15, 15-9, 15-13, 16-14	W	3-1
11/1	BYU ⁵	15-13, 15-7, 15-4	W	3-0
11/2	Cal Poly ⁵	15-8, 13-15, 15-9, 16-14	W	3-1
11/6	Pepperdine	15-10, 15-11, 16-14	W	3-0
11/8	Stanford ^{1,2}	11-15, 12-15, 5-15	L	0-3
11/13	San Diego State	7-15, 15-9, 15-9, 15-2	W	3-1
11/16	Stanford ⁶	15-12, 12-15, 15-13, 15-12	W	3-1
11/17	Pacific ⁶	12-15, 15-13, 9-15, 15-3, 10-15	L	2-3
11/20	USC ¹	11-15, 10-15, 15-10, 15-5, 10-15	L	2-3
11/27	Cal Poly ²	15-3, 15-13, 15-7	W	3-0
11/29	Houston ⁷	15-4, 15-3, 15-4	W	3-0
11/30	Western Michigan ⁷	15-7, 15-11, 15-8	W	3-0
12/13	Georgia ⁸	15-3, 15-5, 15-8	W	3-0
12/14	Texas ⁸	15-8, 15-10, 15-11	W	3-0
12/20	Pacific ⁹	11-15, 7-15, 15-9, 15-17	L	1-3
12/22	USC ⁹	7-15, 12-15, 15-8, 15-11, 3-15	L	2-3

1 - PacWest Matches

2 - Matches Played at Wooden Center

3 - All-Cal Tournament (Wooden Center)

4 - UCLA National Invitational VB Tournament (Pauley Pavilion)

5 - SLO-Volleyball Monthly Tournament (San Luis Obispo, Calif.)

6 - Wendy's Classic (Stockton, Calif.)

7 - Ransler Invitational (Kalamazoo, Mich.)

8 - NCAA Regionals (Austin, Tex.)

9 - NCAA Final Four (Kalamazoo, Mich.)

1984 (33-6, 11-3 WCAA - 2nd)

NCAA CHAMPIONS

9/14	Santa Clara ³	15-8, 15-3	W	2-0
9/14	Utah State ³	15-11, 15-4	W	2-0
9/14	Cal State Northridge ³	15-11, 15-11	W	2-0
9/15	UC Santa Barbara ³	15-13, 15-12	W	2-0
9/15	Pepperdine ³	15-11, 15-7	W	2-0
9/15	USC ³	15-11, 12-15, 5-15	L	1-2
9/18	Loyola Marymount	15-5, 15-7, 15-8	W	3-0
9/21	Arizona State ^{1,2}	15-6, 15-2, 15-11	W	3-0
9/23	Arizona ^{1,2}	15-13, 15-11, 15-5	W	3-0
9/27	Hawai'i	15-13, 6-15, 16-14, 15-8	W	3-1
9/28	Hawai'i	14-16, 15-10, 11-15, 17-15, 15-10	W	3-2
10/2	Cal State Fullerton ¹	15-6, 15-7, 15-3	W	3-0
10/3	San Diego State ¹	13-15, 15-11, 9-15, 12-15	L	1-3
10/5	UC Santa Barbara	15-13, 13-15, 16-14, 15-8	W	3-1
10/10	Long Beach State ¹	15-7, 15-8, 15-3	W	3-0
10/12	Pacific ²	15-4, 15-5, 11-15, 15-13	W	3-1
10/17	Stanford ¹	13-15, 5-15, 7-15	L	0-3
10/19	USC ¹	14-16, 9-15, 15-13, 15-10, 15-4	W	3-2
10/20	Duke ²	15-4, 15-7, 15-10	W	3-0
10/23	San Diego State ¹	15-9, 15-2, 15-7	W	3-0
10/26	Arizona ¹	15-9, 15-11, 15-4	W	3-0
10/28	Arizona State ¹	15-7, 15-6, 8-15, 15-5	W	3-1
10/31	Stanford ¹	7-15, 15-6, 9-15, 11-15	L	1-3
11/2	LSU ⁴	15-4, 15-8	W	2-0
11/2	Oregon ⁴	15-10, 15-10	W	2-0
11/2	Colorado State ⁴	7-15, 15-7, 15-9	W	2-1
11/3	San Diego State ⁴	15-8, 8-15, 15-9	W	2-1
11/3	USC ⁴	15-7, 3-15, 12-15	L	1-2
11/6	Cal State Fullerton ¹	15-1, 15-6, 15-4	W	3-0
11/7	UC Santa Barbara	15-12, 15-5, 13-15, 15-11	W	3-1
11/10	Stanford ⁵	15-10, 15-13, 8-15, 8-15, 16-14	W	3-2
11/11	Pacific ⁵	7-15, 15-12, 15-9, 10-15, 2-15	L	2-3
11/13	Long Beach State ¹	15-4, 15-4, 15-17, 15-11	W	3-1
11/16	USC ¹	15-13, 15-10, 15-10	W	3-0
11/21	Cal Poly ²	15-10, 15-11, 8-15, 13-15, 15-4	W	3-2
12/6	Duke ⁶	15-4, 15-3, 15-8	W	3-0
12/9	Texas ⁶	15-17, 15-11, 15-13, 16-14	W	3-1
12/14	San Jose State ⁷	15-6, 15-2, 15-4	W	3-0
12/16	Stanford ⁷	15-12, 7-15, 15-10, 9-15, 15-13	W	3-2

1 - WCAA Matches

2 - Matches Played at Wooden Center

3 - Titan Invitational (Fullerton, Calif.)

4 - UCLA National Invitational VB Tournament (Pauley Pavilion)

5 - Wendy's Classic (Stockton, Calif.)

6 - NCAA Regionals (Austin, Tex.)

7 - NCAA Final Four (Pauley Pavilion)

1983 (44-6, 13-1 WCAA - 1st)

9/8	Louisville	15-5, 15-8, 15-5	W	3-0
9/9	Kentucky	5-15, 15-17, 15-5, 15-6, 15-13	W	3-2
9/12	UC San Diego ³	15-3, 15-12	W	2-0
9/12	California ³	15-2, 15-8	W	2-0
9/12	UC Irvine ³	15-10, 15-10	W	2-0
9/12	UC Riverside ³	15-2, 15-6	W	2-0
9/12	UC Santa Barbara ³	16-14, 16-18, 15-11	W	2-1
9/14	Loyola Marymount	15-4, 15-8, 15-4	W	3-0
9/16	Memphis ⁴	15-4, 15-4	W	2-0
9/16	Utah ⁴	15-5, 15-11	W	2-0
9/16	Loyola Marymount ⁴	15-5, 15-5	W	2-0
9/17	Utah ⁴	15-3, 15-9	W	2-0
9/17	USC ⁴	15-5, 15-7	W	2-0
9/17	UC Santa Barbara ⁴	10-15, 15-7, 15-9	W	2-1
9/20	San Diego State ¹	15-9, 14-16, 15-11, 15-17, 15-7	W	3-2
9/21	Cal State Fullerton ^{1,2}	15-7, 15-9, 16-14	W	3-0
9/23	LSU ⁵	15-7, 15-3, 15-10	W	3-0
9/24	Ohio State ⁵	15-6, 15-12, 15-8	W	3-0
9/25	Washington ⁵	15-6, 15-6, 15-9	W	3-0
9/27	Long Beach State ¹	15-1, 15-2, 15-7	W	3-0
9/29	Hawai'i	15-8, 15-9, 6-15, 9-15, 13-15	L	2-3
9/30	Hawai'i	15-8, 8-15, 15-3, 8-15, 6-15	L	2-3
10/7	Arizona State ¹	15-13, 15-0, 5-15, 15-8	W	3-1
10/9	Arizona ¹	15-11, 15-17, 16-18, 15-7, 13-15	L	2-3
10/12	USC ¹	15-8, 15-12, 13-15, 15-10	W	3-1
10/14	UC Santa Barbara	15-7, 15-10, 15-7	W	3-0
10/15	Cal Poly	9-15, 15-9, 15-5, 15-5	W	3-1
10/19	San Diego State ¹	15-8, 15-7, 13-15, 12-15, 15-11	W	3-2
10/25	UC Santa Barbara	15-9, 15-11, 16-14	W	3-0
10/26	Cal State Fullerton ¹	15-9, 15-10, 15-10	W	3-0
10/28	Stanford ¹	10-15, 9-15, 15-11, 15-9, 15-13	W	3-2
11/1	Long Beach State ¹	15-7, 15-9, 15-4	W	3-0
11/3	LSU ⁶	15-4, 15-9, 15-4	W	3-0
11/4	BYU ⁶	16-14, 15-5	W	2-0

11/4	Texas ⁶	15-8, 15-8	W	2-0
11/4	Pepperdine ⁶	15-4, 15-7	W	2-0
11/5	Oregon ⁶	15-2, 15-3	W	2-0
11/5	UC Santa Barbara ⁶	15-13, 15-11	W	2-0
11/5	Pacific ⁶	12-15, 14-16	L	0-2
11/10	Arizona State ¹	15-13, 15-13, 11-15, 15-10	W	3-1
11/11	Arizona ^{1,2}	15-10, 8-15, 15-5, 15-12	W	3-1
11/12	Pacific ⁷	14-16, 7-15, 11-15	L	0-3
11/13	Stanford ⁷	15-13, 2-15, 9-15, 15-7, 15-8	W	3-2
11/17	Stanford ¹	15-17, 15-11, 15-7, 6-15, 17-15	W	3-2
11/19	USC ¹	16-14, 15-12, 15-6	W	3-0
11/23	Cal Poly ²	15-12, 15-11, 9-15, 15-10	W	3-1
12/8	Penn State ⁸	15-1, 16-14, 15-11	W	3-0
12/9	Western Michigan ⁸	15-6, 15-8, 15-12	W	3-0
12/17	Pacific ⁹	15-5, 15-12, 15-17, 9-15, 15-7	W	3-2
12/19	Hawai'i ⁹	13-15, 4-15, 10-15	L	0-3

9/19	BYU ³	15-7, 15-13	W	2-0
9/19	San Diego State ³	15-8, 15-8	W	2-0
9/25	Arizona State ¹	16-14, 15-11, 13-15, 9-15, 15-3	W	3-2
9/26	Arizona ¹	15-9, 15-12, 14-16, 6-15, 15-9	W	3-2
9/29	Cal State Fullerton ¹	15-10, 15-4, 15-6	W	3-0
10/1	San Diego State ¹	5-15, 3-15, 15-9, 16-14, 14-16	L	2-3
10/2	Washington	15-9, 15-12, 15-12	W	3-0
10/3	Washington	15-4, 15-2, 15-10	W	3-0
10/4	Washington	15-3, 15-12, 15-5	W	3-0
10/7	Long Beach State ¹	15-5, 8-15, 15-9, 15-7	W	3-1
10/9	Hawai'i	8-15, 12-15, 9-15	L	0-3
10/10	Hawai'i	15-9, 14-16, 15-5, 13-15, 11-15	L	2-3
10/13	Pepperdine	15-4, 15-8, 15-7	W	3-0
10/15	USC ¹	15-3, 15-4, 15-8	W	3-0
10/22	Arizona State ¹	15-6, 17-15, 15-3	W	3-0
10/27	Cal State Fullerton ¹	15-4, 15-11, 15-8	W	3-0
10/28	UC Santa Barbara	16-14, 11-15, 11-15, 13-15	L	1-3
10/30	Arizona ¹	15-2, 15-13, 15-13	W	3-0
11/4	BYU	15-10, 11-15, 15-12, 12-15, 9-15	L	2-3
11/6	Oregon ⁴	15-3, 15-2	W	2-0
11/6	Cal Poly ⁴	15-9, 17-15	W	2-0
11/6	Stanford ⁴	14-16, 11-15	L	0-2
11/7	Cal State Fullerton ⁴	15-8, 15-11	W	2-0
11/7	Kentucky ⁴	15-5, 15-12	W	2-0
11/7	Hawai'i ⁴	15-9, 15-17, 3-15	L	1-2
11/11	Long Beach State ¹	15-7, 15-5, 15-12	W	3-0
11/13	San Diego State ¹	15-5, 3-15, 15-9, 5-15, 11-15	L	2-3
11/14	Pacific ⁵	15-8, 11-15, 9-15, 10-15	L	1-3
11/15	USC ⁵	4-15, 15-6, 15-6, 15-9	W	3-1
11/18	USC ¹	15-9, 8-15, 10-15, 15-10, 15-6	W	3-2
11/20	Pepperdine	15-13, 14-16, 15-13, 15-6	W	3-1
11/24	UC Santa Barbara	15-4, 7-15, 15-10, 15-11	W	3-1
12/4	Pacific	5-15, 13-15, 9-15	L	0-3
12/11	Purdue ⁶	15-11, 6-15, 11-15, 15-8, 15-3	W	3-2
12/12	Stanford ⁶	4-15, 15-10, 15-10, 10-15, 15-3	W	3-2
12/18	San Diego State ⁷	4-15, 15-8, 15-9, 15-8	W	3-1
12/20	USC ⁷	15-9, 7-15, 15-10, 13-15, 7-15	L	2-3

- 1 - WCAA Matches
- 2 - New Mexico State Roadrunner Invitational (Las Cruces, N.M.)
- 3 - San Diego State Tournament (San Diego, Calif.)
- 4 - UCLA National Invitational VB Tournament (Pauley Pavilion)
- 5 - Wendy's Classic (Stockton, Calif.)
- 6 - NCAA Regionals (Provo, Utah)
- 7 - NCAA Final Four (Pauley Pavilion)

1980 (38-14, 10-2 WCAA - 2ND)

9/10	San Diego State ²	15-7, 8-15, 16-14, 15-12	W	3-1
9/11	Hawai'i ²	11-15, 15-7, 15-9, 15-5	W	3-1
9/12	Pacific ²	11-15, 13-15, 15-6, 11-15	L	1-3
9/12	USC ²	15-11, 10-15, 9-15, 4-15	L	1-3
9/12	Utah State ²	15-11, 15-2, 15-8	W	3-0
9/19	California ³	15-5, 13-15, 15-13	W	2-1
9/20	UTEP ³	15-5, 15-3	W	2-0
9/20	Utah ³	12-15, 15-5, 15-9	W	2-1
9/20	Arizona State ³	15-1, 15-11	W	2-0
9/20	Arizona ³	15-6, 15-1	W	2-0
9/20	USC ³	5-15, 4-15	L	0-2
9/20	San Diego State ³	8-15, 13-15	L	0-2
9/25	Hawai'i	12-15, 13-15, 5-15	L	0-3
9/26	Arizona ¹	15-2, 15-11, 15-11	W	3-0
9/27	Arizona State ¹	15-6, 7-15, 15-11, 15-12	W	3-1
10/1	San Diego State ¹	8-15, 15-9, 15-2, 15-7	W	3-1
10/2	Cal State Fullerton ¹	15-2, 15-11, 15-3	W	3-0
10/3	Washington	15-7, 13-15, 14-16, 15-5, 15-7	W	3-2
10/4	Washington	12-15, 15-13, 15-12, 1-15, 15-5	W	3-2
10/5	Portland State	15-7, 15-7, 15-4	W	3-0
10/8	Long Beach State ¹	15-5, 15-13, 15-7	W	3-0
10/9	UC Santa Barbara ⁴	12-15, 15-10, 15-11, 15-13	W	3-1
10/11	USC ⁴	13-15, 3-15, 15-12, 15-13, 10-15	L	2-3
10/16	USC ¹	15-2, 4-15, 12-15, 4-15	L	1-3
10/24	Arizona State ¹	15-5, 13-15, 15-7, 15-12	W	3-1
10/25	Arizona ¹	14-16, 15-10, 15-13, 15-7	W	3-1
10/31	San Jose State ⁵	15-6, 15-8	W	2-0
10/31	Pepperdine ⁵	15-11, 7-15, 15-10	W	2-1
10/31	Hawai'i ⁵	11-15, 12-15	L	0-2
10/31	Texas ⁵	15-7, 17-19, 16-14	W	3-0
11/1	BYU ⁵	15-5, 15-9	W	2-0
11/1	Stanford ⁵	15-6, 16-18, 15-7	W	2-1
11/1	USC ⁵	15-8, 15-3	W	2-0
11/1	Hawai'i ⁵	17-15, 15-13	W	2-0
11/5	Cal State Fullerton ¹	15-10, 10-15, 15-10, 15-8	W	3-1
11/7	San Diego State ¹	15-11, 4-15, 15-10, 15-8	W	3-1
11/12	Long Beach State ¹	15-12, 15-4, 15-7	W	3-0
11/15	Pacific ⁶	7-15, 8-15, 9-15	L	0-3
11/16	Stanford ⁶	15-6, 8-15, 15-8, 11-15, 15-10	W	3-2

11/18	Pepperdine	15-6, 15-8, 15-8	W	3-0
11/20	USC ¹	10-15, 15-5, 10-15, 15-12, 12-15	L	2-3
11/28	UC Santa Barbara ⁷	16-14, 15-13, 10-15, 16-18, 17-15	W	3-2
11/28	USC ⁷	3-15, 15-11, 17-19, 14-16	L	1-3
11/29	Cal Poly ⁷	9-15, 15-2, 15-13	W	2-1
11/29	Hawai'i ⁷	7-15, 11-15	L	0-2
12/11	Illinois ⁸	15-0, 15-8	W	2-0
12/11	Stanford ⁸	15-6, 15-11	W	2-0
12/11	UC Santa Barbara ⁸	15-8, 15-8	W	2-0
12/12	Missouri State ⁸	15-13, 15-8	W	2-0
12/12	San Diego State ⁸	9-15, 15-9, 15-12, 15-13	W	3-1
12/13	Pacific ⁸	15-7, 13-15, 15-11, 6-15, 12-15	L	2-3
12/13	Hawai'i ⁸	7-15, 7-15, 10-15	L	0-3

- 1 - WCAA Matches
- 2 - Women's Games Tournament (Salt Lake City, Utah)
- 3 - San Diego State Invitational (San Diego, Calif.)
- 4 - Collegiate Classic (Santa Barbara, Calif.)
- 5 - UCLA National Invitational VB Tournament (Pauley Pavilion)
- 6 - Wendy's Classic (Stockton, Calif.)
- 7 - Western Regionals (Santa Clara, Calif.)
- 8 - AIAW Nationals (Santa Barbara, Calif.)

1979 (27-12, 9-3 WCAA - 2ND)

9/21	Cal State Fullerton ²	15-5, 15-5	W	2-0
9/21	BYU ²	15-7, 15-3	W	2-0
9/22	San Diego State ²	15-9, 15-11	W	2-0
9/28	Arizona State ¹	15-1, 7-15, 13-15, 15-2, 15-8	W	3-2
9/29	Arizona ¹	15-5, 15-1, 15-11	W	3-0
10/2	Cal State Fullerton ¹	15-0, 15-12, 15-6	W	3-0
10/4	San Diego State ¹	16-14, 15-6, 15-12	W	3-0
10/5	San Jose State	15-3, 15-6, 15-8	W	3-0
10/10	Long Beach State ¹	13-15, 4-15, 15-8, 8-15	L	1-3
10/12	Hawai'i ³	12-15, 15-10, 7-15, 5-15	L	1-3
10/13	Pepperdine ³	14-16, 11-15	L	0-2
10/17	USC ¹	5-15, 13-15, 15-12, 15-11, 15-5	W	3-2
10/19	BYU	14-16, 15-9, 7-15, 15-8, 15-8	W	3-2
10/20	Utah State	4-15, 14-16, 6-15	L	0-3
10/23	Pepperdine	7-15, 10-15, 16-14, 12-15	L	1-3
10/26	Arizona State ¹	15-12, 16-14, 15-5	W	3-0
10/28	Arizona ¹	15-5, 15-5, 5-15, 16-14	W	3-1
10/31	UC Santa Barbara	6-15, 15-13, 9-15, 12-15	L	1-3
11/3	San Diego State ⁴	15-8, 12-15, 15-5	W	2-1
11/3	USC ⁴	5-15, 15-12, 9-15	L	1-2
11/3	Pepperdine ⁴	15-5, 10-15, 9-15	L	1-2
11/6	San Diego State ¹	15-11, 9-15, 6-15, 3-15	L	1-3
11/8	Cal State Fullerton ¹	15-2, 15-2, 15-10	W	3-0
11/10	Stanford ⁵	15-9, 15-5, 15-10	W	3-0
11/11	Pacific ⁵	15-12, 15-6, 10-15, 9-15, 11-15	L	2-3
11/14	USC ¹	15-8, 10-15, 7-15, 15-9, 12-15	L	2-3
11/16	Pepperdine	15-12, 11-15, 15-4, 15-12	W	3-1
11/17	Long Beach State ¹	15-6, 15-13, 15-9	W	3-0
11/23	San Diego State ⁶	15-7, 16-14, 15-12	W	3-0
11/23	Pacific ⁶	12-15, 15-11, 6-15, 15-12, 15-0	W	3-2
11/24	Hawai'i ⁶	15-12, 7-15, 15-8, 15-10	W	3-1
11/24	Hawai'i ⁶	15-8, 15-13, 14-16, 15-9	W	3-1
12/6	Florida State ⁷	15-9, 15-5	W	2-0
12/6	Purdue ⁷	15-2, 15-8	W	2-0
12/7	Houston ⁷	15-5, 11-15, 15-13	W	2-1
12/7	BYU ⁷	15-7, 15-10	W	2-0
12/8	San Diego State ⁷	15-10, 15-7, 14-16, 16-14	W	3-1
12/8	Utah State ⁷	11-15, 9-15, 12-15	L	0-3
12/8	Pacific ⁷	15-8, 14-16, 16-14, 15-7	W	3-1

- 1 - WCAA Matches
- 2 - San Diego State Invitational (San Diego, Calif.)
- 3 - Women's Collegiate Classic (Pauley Pavilion)
- 4 - UCLA National Invitational VB Tournament (Pauley Pavilion)
- 5 - Wendy's Classic (Stockton, Calif.)
- 6 - Western Regionals (San Diego, Calif.)
- 7 - AIAW Nationals (Carbondale, Ill.)

1978 (33-5, 7-1 WCAA - 1st)

9/22	Pepperdine ²	15-12, 4-15, 7-15, 15-10, 16-14	W	3-2
9/23	Utah State ²	9-15, 12-15, 15-5, 15-12, 10-15	L	2-3
9/28	Hawai'i	15-11, 15-10, 7-15, 15-7	W	3-1
9/29	Hawai'i	14-16, 12-15, 15-13, 15-9, 16-14	W	3-2
10/11	San Diego State ¹	15-12, 15-11, 15-17, 15-10	W	3-1
10/13	Cal State Fullerton ¹	15-6, 15-10, 15-8	W	3-0
10/14	San Jose State	15-12, 15-5, 13-15, 17-15	W	3-1
10/15	Pacific	15-13, 15-9, 10-15, 15-5	W	3-1
10/18	Long Beach State ¹	15-8, 15-5, 16-14	W	3-0
10/20	Stanford	15-4, 15-8, 13-15, 15-3	W	3-1
10/21	UC Santa Barbara	15-9, 15-9, 5-15, 8-15, 15-12	W	3-2
10/24	Pepperdine	15-5, 15-9, 16-14	W	3-0
10/26	USC ¹	15-9, 10-15, 15-10, 10-15, 8-15	L	2-3
11/1	Hawai'i	15-12, 15-9, 12-15, 15-9	W	3-1
11/3	Long Beach State ³	15-2, 15-9	W	2-0

11/4	Pepperdine ³	9-15, 3-15	L	0-2
11/4	BYU ³	15-5, 15-13	W	2-0
11/8	Cal State Fullerton ¹	15-8, 15-2, 15-7	W	3-0
11/11	San Diego State ¹	14-16, 15-13, 15-7, 15-9	W	3-1
11/13	Long Beach State ¹	11-15, 13-15, 15-12, 15-11, 15-6	W	3-2
11/15	USC ¹	15-13, 15-7, 17-15	W	3-0
11/17	Pepperdine	12-15, 15-13, 17-15, 13-15, 15-9	W	3-2
11/21	USC ⁴	15-6, 15-13, 7-15, 15-10	W	3-1
11/24	Sacramento State ⁵	15-6, 15-6	W	2-0
11/24	San Diego State ⁵	15-17, 15-11, 9-15	L	1-2
11/25	Pepperdine ⁵		W	2-1
11/25	San Jose State ⁵	16-14, 15-10	W	2-0
11/25	San Diego State ⁵	15-13, 15-8	W	2-0
11/25	USC ⁵	4-15, 15-8, 15-3, 15-7	W	3-1
11/25	USC ⁵	15-13	W	1-0
12/7	Arizona ⁶	15-6, 15-2	W	2-0
12/7	Texas A&M ⁶	15-9, 15-5	W	2-0
12/8	Pepperdine ⁶	10-15, 15-5, 15-11	W	2-1
12/8	Missouri State ⁶	15-8, 15-8	W	2-0
12/8	Florida State ⁶	15-2, 12-15, 15-7	W	2-1
12/9	BYU ⁶	15-3, 18-16, 15-6	W	3-0
12/9	Hawai'i ⁶	7-15, 14-16, 15-8, 15-5, 15-10	W	3-2
12/9	Utah State ⁶	2-15, 12-15, 15-12, 12-15	L	1-3

10/8	UC Irvine	15-7, 15-0, 15-1	W	3-0
10/13	Long Beach State ¹	15-4, 15-10, 11-15, 15-12	W	3-1
10/15	Stanford	15-11, 15-13, 15-9	W	3-0
10/16	San Jose State	15-8, 15-11, 15-10	W	3-0
10/19	San Diego State ¹	15-2, 15-7, 12-15, 17-15	W	3-1
10/21	Cal State Fullerton ¹	15-4, 15-3, 15-10	W	3-0
10/23	Pepperdine	15-5, 15-9, 15-9	W	3-0
10/27	Cal State Northridge	13-15, 15-12, 15-9, 15-7	W	3-1
10/28	USC ¹	16-14, 8-15, 13-15, 13-15	L	1-3
11/6	Houston ³	15-9, 15-11	W	2-0
11/6	Pepperdine ³	15-10, 15-12	W	2-0
11/6	USC ³	3-15, 10-15	L	0-2
11/10	Long Beach State ¹	11-15, 15-6, 6-15, 15-5, 16-14	W	3-2
11/12	Cal State Fullerton ¹	15-8, 15-3, 15-12	W	3-0
11/17	San Diego State ¹	15-3, 13-15, 15-12, 15-4	W	3-1
11/20	USC ¹	1-15, 15-13, 9-15, 10-15	L	1-3
11/23	UC Santa Barbara	15-12, 13-15, 7-15, 15-11, 16-14	W	3-2
11/26	Stanford ⁴	15-10, 15-0	W	2-0
11/26	Pepperdine ⁴	15-11, 15-7	W	2-0
11/27	USC ⁴	17-15, 19-17	W	2-0
11/27	USC ⁴	13-15, 18-16, 8-15	L	1-2
11/27	USC ⁴	8-15, 8-15	L	0-2
12/9	Oregon ⁵	15-1, 15-3	W	2-0
12/9	Alabama ⁵	15-1, 15-10	W	2-0
12/9	Lamar ⁵	15-8, 9-15, 15-9	W	2-1
12/10	Ohio State ⁵	15-3, 15-6	W	2-0
12/10	Houston ⁵	14-16, 11-15	L	0-2
12/10	BYU ⁵	15-7, 15-1	W	2-0
12/11	Hawai'i ⁵	15-11, 10-15, 15-9	W	2-1
12/11	USC ⁵	6-15, 16-14, 5-15	L	1-2

1 - WCAA Matches

2 - All-Cal Tournament

3 - UCLA National Invitational VB Tournament (Pauley Pavilion)

4 - Western Regionals (Davis, Calif.)

5 - AIAW Nationals (Austin, Tex.)

1975 (32-2, 4-0 SCWICAC - 1st)

AIAW CHAMPIONS

10/3	Long Beach State	15-11, 9-15, 15-6	W	2-1
10/8	UC Irvine	15-6, 15-8	W	2-0
10/10	San Diego State	10-15, 15-13, 15-10	W	2-1
10/11	UC Davis ¹	15-4, 15-7	W	2-0
10/11	UC Irvine ¹	15-1, 15-10	W	2-0
10/13	Cal State Fullerton	15-2, 15-4	W	2-0
10/15	Cal State Northridge	4-15, 15-11, 10-15	L	1-2
10/17	Long Beach State	15-5, 15-2	W	2-0
10/22	USC	13-15, 15-7, 15-12	W	2-1
10/24	UC Santa Barbara	15-5, 15-5	W	2-0
10/28	UC Irvine	15-8, 7-15, 15-8	W	2-1
10/31	San Diego State	15-4, 15-4	W	2-0
11/1	UC Santa Barbara ²	15-1, 15-8	W	2-0
11/1	Hawai'i ²	15-9, 15-5	W	2-0
11/1	Long Beach State ²	15-3, 11-15, 15-3	W	2-1
11/4	Cal State Northridge	15-4, 15-2	W	2-0
11/7	Long Beach State	15-13, 3-15, 12-15	L	1-2
11/11	USC	15-6, 15-7	W	2-0
11/14	UC Santa Barbara	15-11, 15-9	W	2-0
11/20	Cal Poly Pomona ³	15-8, 15-13	W	2-0
11/21	UC Santa Barbara ³	15-12, 15-2	W	2-0
11/21	Long Beach State ³	15-11, 11-15, 15-3	W	2-1
11/22	Long Beach State ³	15-12, 10-15, 15-12	W	2-1
11/28	Cal State Northridge ⁴	15-7, 14-11	W	2-0
11/29	Long Beach State ⁴	10-12, 14-6, 16-14	W	2-1
11/29	Long Beach State ⁴	15-5, 6-12, 15-1	W	2-1
12/11	SUNY-Cortland ⁵	15-6, 15-7	W	2-0
12/11	Mississippi ⁵	15-1, 15-7	W	2-0
12/11	Portland State ⁵	15-0, 15-6	W	2-0
12/12	College of Mount St. Joseph ⁵	15-0, 15-9	W	2-0
12/12	Texas-Arlington ⁵	15-2, 15-2	W	2-0
12/12	Lamar ⁵	15-4, 15-6	W	2-0
12/13	Long Beach State ⁵	15-11, 15-5	W	2-0
12/14	Hawai'i ⁵	15-12, 15-11	W	2-0

1 - All-Cal Tournament (Davis, Calif.)

2 - UCLA National Invitational VB Tournament (Pauley Pavilion)

3 - SCWICAC Championships (Fullerton, Calif.)

4 - Western Regionals (San Diego, Calif.)

5 - AIAW Nationals (Princeton, N.J.)

1974 (28-2, 2-2 SCWICAC - 3rd)

AIAW CHAMPIONS

10/16	Long Beach State	15-7, 12-15, 16-14	W	2-1
10/18	USC	15-3, 15-5	W	2-0
10/24	Cal State Northridge	15-11, 15-9	W	2-0
10/25	UC Santa Barbara	15-13, 15-11	W	2-0

10/30	USC	15-1, 15-2	W	2-0
11/2	UC Irvine ¹	15-5, 15-10	W	2-0
11/2	San Diego State ¹	15-6, 15-13	W	2-0
11/2	Long Beach State ¹	15-5, 15-13	W	2-0
11/4	UC Riverside	15-6, 15-10, 16-14	W	3-0
11/8	San Diego State	15-4, 15-6	W	2-0
11/13	Cal State Northridge	15-9, 15-11	W	2-0
11/15	UC Santa Barbara	15-2, 15-9	W	2-0
11/16	San Diego State	15-17, 15-5, 15-4	W	2-1
11/20	Long Beach State	19-17, 15-11	W	2-0
11/29	Cal State Northridge ²	15-11, 15-10	W	2-0
11/29	UC Riverside ²	15-7, 15-4	W	2-0
11/30	Long Beach State ²	14-10, 15-1	W	2-0
11/30	Long Beach State ²	15-7, 15-8	W	2-0
12/6	Long Beach State ³	15-6, 15-5	W	2-0
12/6	Cal State Northridge ³	15-4, 15-7	W	2-0
12/7	UC Santa Barbara ³	15-7, 8-15, 10-15	L	1-2
12/7	Long Beach State ³	10-15, 10-15	L	0-2
12/12	Arizona State ⁴	15-7, 15-5	W	2-0
12/12	West Georgia ⁴	15-3, 15-1	W	2-0
12/12	Illinois-Chicago ⁴	15-5, 15-9	W	2-0
12/13	Texas-Arlington ⁴	15-9, 15-8	W	2-0
12/13	Portland State ⁴	15-8, 15-4	W	2-0
12/13	BYU ⁴	15-11, 15-8	W	2-0
12/14	Houston ⁴	15-12, 15-7	W	2-0
12/14	Hawai'i ⁴	15-7, 15-8	W	2-0

1 - UCLA National Invitational VB Tournament (Pauley Pavilion)

2 - Western Regionals (Davis, Calif.)

3 - SCWICAC Championships (Santa Barbara, Calif.)

4 - AIAW Nationals (Portland, Ore.)

1973 (26-8)

10/5	UC Santa Barbara	15-10, 15-10	W	2-0
10/9	Cal State Fullerton	15-5, 15-5	W	2-0
10/15	Long Beach State	15-17, 6-15	L	0-2
10/24	USC	15-7, 15-10	W	2-0
10/27	San Diego State	18-16, 2-15, 15-10	W	2-1
10/30	Cal State Northridge	15-4, 15-9	W	2-0
11/3	Occidental	15-8, 15-6	W	2-0
11/3	UC Santa Barbara	15-4, 15-10	W	2-0
11/3	Long Beach State	12-15, 12-15	L	0-2
11/8	UC Santa Barbara	15-10, 15-9	W	2-0
11/10	San Diego State	15-2, 11-15, 15-8	W	2-1
11/13	Cal State Northridge	15-4, 15-5	W	2-0
11/15	Long Beach State	13-15, 11-15	L	0-2
11/20	USC	15-6, 15-9	W	2-0
11/30	UC Riverside ¹		W	
11/30	UC Santa Barbara ¹		W	
11/30	Long Beach State ¹		L	
12/1	UC Santa Barbara ¹		W	
12/1	Long Beach State ¹		W	1-0
12/1	Long Beach State ¹		L	
12/7	UC Irvine ²		W	
12/7	UC Santa Barbara ²		W	
12/8	Long Beach State ²		L	0-1
12/8	Long Beach State ²		W	
12/8	Long Beach State ²		W	
12/13	Texas-Arlington ³	15-7, 15-5	W	2-0
12/13	Florida State ³	15-10, 15-9	W	2-0
12/13	Winthrop ³	15-5, 15-5	W	2-0
12/14	Missouri State ³	15-1, 15-9	W	2-0
12/14	Southern Connecticut State ³	15-8, 15-5	W	2-0
12/14	Sam Houston State ³	15-7, 15-5	W	2-0
12/15	Texas Woman's University ³	16-14, 15-12	L	0-2
12/15	UC Santa Barbara ³	11-13, 13-11, 15-12	L	1-2

1 - Western Regionals (Santa Barbara, Calif.)

2 - Neutral Site Matches

3 - AIAW Nationals (Wooster, Ohio)

1972-73 (23-9)

10/14	San Diego State	15-7, 14-16, 15-10	W	2-1
10/25	USC	15-2, 10-15, 15-10	W	2-1
10/28	UC Santa Barbara	15-5, 15-8	W	2-0
10/31	Cal State Northridge	7-15, 8-15	L	0-2
11/4	San Diego State	15-12, 15-9	W	2-0
11/6	Long Beach State	15-13, 3-15, 3-15	L	1-2
11/11	UC Santa Barbara	15-10, 15-10	W	2-0
11/11	El Camino College	15-10, 15-4	W	2-0
11/11	Long Beach State	6-15, 12-15	L	0-2
11/14	USC		W	2-0
11/16	Long Beach State	12-15, 13-15	L	0-2
11/17	UC Santa Barbara		W	2-0
11/21	Cal State Northridge	15-12, 17-15	W	2-0

11/30	UC Santa Barbara ¹	15-4, 15-12	W	2-0
12/1	Cal State Northridge ¹	13-15, 12-15	L	0-2
12/1	UC Riverside ¹	15-7, 15-12	W	2-0
12/1	Long Beach State ¹	15-5, 12-15, 15-10	W	2-1
12/2	Cal State Northridge ¹	8-15, 15-7, 15-6	W	2-1
12/2	Long Beach State ¹	12-15, 2-15	L	0-2
12/8	San Diego Mesa College ²		W	2-0
12/8	Cal State Northridge ²	15-10, 15-5	W	2-0
12/9	Long Beach State ²	8-15, 16-14, 11-15	L	1-2
12/9	Cal State Northridge ²	15-10, 15-10	W	2-0
12/9	Long Beach State ²	9-15, 15-7	L	0-2
2/1	Springfield College ³	15-8, 15-4	W	2-0
2/1	BYU-Hawai'i ³	15-6, 6-15, 12-8	W	2-1
2/1	Illinois ³	15-9, 15-11	W	2-0
2/2	Lamar ³	15-3, 15-3	W	2-0
2/2	Salisbury University ³	15-1, 15-3	W	2-0
2/2	Missouri State ³	11-13, 15-9, 15-10	W	2-1
2/3	BYU ³	15-3, 9-15, 12-14	L	1-2
2/3	Texas State ³	15-11, 15-2	W	2-0

1 - Neutral Site Matches

2 - Western Regionals (Santa Barbara, Calif.)

3 - AIAW Nationals (Provo, Utah)

1971-72 (28-1)

DGWS CHAMPIONS

10/12	Cal State Fullerton	15-5, 15-3	W	2-0
10/15	UC Santa Barbara	15-5, 16-14	W	2-0
10/18	Long Beach State	15-13, 15-13	W	2-0
10/22	UC Santa Barbara	15-6, 15-10	W	2-0
10/23	San Diego State	15-10, 14-16, 15-3	W	2-1
10/27	Cal State Northridge	15-6, 13-15, 15-10	W	2-1
10/29	Cal Poly	15-2, 15-4	W	2-0
11/2	Cal State Los Angeles	15-4, 15-1	W	2-0
11/6	Cal State Fullerton		W	2-1
11/6	Long Beach State	15-9, 15-3	W	2-0
11/6	Cal State Northridge	12-15, 15-13, 15-8	W	2-1
11/10	Cal Poly Pomona	15-1, 15-4	W	2-0
11/12	Cal Poly	15-4, 15-2	W	2-0
11/15	Cal Poly Pomona	15-9, 15-3	W	2-0
11/17	Cal State Los Angeles	15-3, 15-5	W	2-0
11/22	Cal State Northridge		L	0-2
11/30	Occidental		W	
12/2	Cal State Los Angeles ¹	15-2, 15-5	W	2-0
12/3	Cal State Northridge ¹	15-3, 15-7	W	2-0
12/3	Long Beach State ¹	15-9, 15-10	W	2-0
12/4	Cal State Northridge ¹	15-1, 15-9	W	2-0
2/3	Michigan State ²	15-1, 15-7	W	2-0
2/3	Minnesota State ²	15-1, 15-8	W	2-0
2/3	College of Staten Island ²	15-1, 15-0	W	2-0
2/4	Auburn ²	15-1, 15-6	W	2-0
2/4	SUNY Cortland ²	15-1, 15-7	W	2-0
2/5	Sul Ross State ²	15-1, 15-9	W	2-0
2/6	Cal State Northridge ²	15-8, 15-8	W	2-0
2/7	Long Beach State ²	6-10, 13-11, 15-5	W	2-1

ARIZONA

All-Time	UCLA 52-20
At UCLA	UCLA 27-8
At Arizona	UCLA 22-12
Neutral	UCLA 3-0
Streak	Arizona +1
Last Five	Arizona 3-2
Last 10	UCLA 7-3
Pac-10/Pac-12	UCLA 36-18
NCAA Tournament	UCLA 1-0
Five Sets	Tied 7-7
Four Sets	UCLA 16-7
Three Sets	UCLA 26-6
UCLA Wins Set 1	UCLA 40-7
Arizona Wins Set 1	Arizona 13-12
11/2/12	A 0-3 L
10/7/12	H 3-0 W
11/18/11	H 0-3 L
10/8/11	A 2-3 L
11/13/10	H 3-1 W
10/15/10	A 3-2 W
11/27/09	H 3-0 W
9/26/09	A 3-1 W
11/15/08	H 3-0 W
10/17/08	A 3-1 W
11/24/07	A 1-3 L
9/20/07	H 3-1 W
11/4/06	H 3-0 W
10/6/06	A 3-1 W
11/19/05	A 0-3 L
10/21/05	H 1-3 L
10/30/04	H 0-3 L
10/1/04	A 3-1 W
11/6/03	A 0-3 L
10/10/03	H 1-3 L
11/22/02	H 1-3 L
9/20/02	A 1-3 L
10/26/01	A 0-3 L
9/28/01	H 3-0 W
11/11/00	H 1-3 L
10/12/00	A 3-2 W
10/22/99	A 3-2 W
9/24/99	H 3-0 W
11/8/98	H 3-0 W
10/9/98	A 2-3 L
11/22/97	A 3-1 W
9/19/97	H 2-3 L
11/3/96	H 1-3 L
10/4/96	A 2-3 L
11/12/95	A 3-0 W
10/13/95	H 3-0 W
10/22/94	H 3-1 W
9/23/94	A 3-2 W
11/7/93	A 2-3 L
10/8/93	H 3-2 W
11/19/92	H 3-2 W
9/18/92	A 3-0 W
11/3/91	A 3-0 W
10/4/91	H 3-0 W
11/10/90	H 3-0 W
10/12/90	A 3-1 W
12/8/89	N 3-0 W
10/21/89	A 3-0 W
9/22/89	H 3-1 W
11/4/88	H 3-0 W
10/8/88	A 3-0 W
10/30/87	A 3-1 W
10/3/87	H 3-0 W
11/2/86	A 3-1 W
9/20/86	H 3-0 W
10/25/85	H 3-0 W
9/22/85	A 3-0 W
10/26/84	A 3-0 W
9/23/84	H 3-0 W
11/11/83	H 3-1 W
10/9/83	A 2-3 L
11/20/82	H 3-1 W
10/8/82	A 2-3 L
9/18/82	N 2-0 W
10/30/81	H 3-0 W
9/26/81	A 3-2 W
10/25/80	A 3-1 W
9/26/80	H 3-0 W
9/20/80	N 2-0 W

10/28/79	H 3-1 W
9/29/79	A 3-0 W
12/7/78	N 2-0 W

ARIZONA STATE

All-Time	UCLA 66-8
At UCLA	UCLA 35-1
At Arizona State	UCLA 28-6
Neutral	UCLA 3-1
Streak	UCLA +5
Last Five	UCLA 5-0
Last 10	UCLA 8-2
Pac-10/Pac-12	UCLA 48-6
NCAA Tournament	UCLA 1-0
Five Sets	UCLA 9-1
Four Sets	UCLA 15-3
Three Sets	UCLA 38-3
UCLA Wins Set 1	UCLA 59-0
Arizona State Wins Set 1	ASU 8-7
11/3/12	A 3-1 W
10/5/12	H 3-0 W
11/20/11	H 3-0 W
10/7/11	A 3-0 W
11/12/10	H 3-0 W
10/16/10	A 1-3 L
11/28/09	H 3-0 W
9/25/09	A 0-3 L
11/14/08	H 3-0 W
10/18/08	A 3-0 W
11/23/07	A 3-1 W
9/21/07	H 3-0 W
11/3/06	H 3-1 W
10/7/06	A 3-0 W
11/18/05	A 3-0 W
10/22/05	H 3-1 W
10/29/04	H 3-0 W
10/2/04	A 3-0 W
11/7/03	A 3-0 W
10/11/03	H 3-0 W
11/21/02	H 3-2 W
9/21/02	A 1-3 L
10/25/01	A 3-0 W
9/29/01	H 3-0 W
11/10/00	H 3-0 W
10/13/00	A 3-2 W
10/21/99	A 3-0 W
9/25/99	H 3-1 W
11/6/98	H 3-0 W
10/11/98	A 3-0 W
11/21/97	A 3-0 W
9/20/97	H 3-0 W
11/1/96	H 3-0 W
10/5/96	A 3-2 W
11/10/95	A 0-3 L
10/14/95	H 2-3 L
10/21/94	H 3-0 W
9/24/94	A 3-2 W
11/5/93	A 3-2 W
10/9/93	H 3-1 W
12/11/92	H 3-0 W
11/20/92	H 3-0 W
9/19/92	A 3-0 W
11/1/91	A 3-1 W
10/5/91	H 3-0 W
11/9/90	H 3-0 W
10/13/90	A 3-2 W
10/20/89	A 3-2 W
9/23/89	H 3-0 W
11/5/88	H 3-0 W
10/7/88	A 3-0 W
10/31/87	A 1-3 L
10/2/87	H 3-0 W
10/31/86	A 3-0 W
9/21/86	H 3-1 W
10/26/85	H 3-1 W
9/24/85	A 3-1 W
10/28/84	A 3-1 W
9/21/84	H 3-0 W
11/10/83	H 3-1 W
10/7/83	A 3-1 W
11/19/82	H 3-0 W
11/6/82	H 2-1 W
10/9/82	A 0-3 L
9/17/82	N 0-2 L

10/22/81	H 3-0 W
9/25/81	A 3-2 W
9/12/81	N 2-0 W
10/24/80	A 3-1 W
9/27/80	H 3-1 W
9/20/80	N 2-0 W
10/26/79	H 3-0 W
9/28/79	A 3-2 W
12/12/74	N 2-0 W

CALIFORNIA

All-Time	UCLA 56-6
At UCLA	UCLA 27-3
At California	UCLA 24-3
Neutral	UCLA 5-0
Streak	UCLA +4
Last Five	UCLA 4-1
Last 10	UCLA 6-4
Pac-10/Pac-12	UCLA 48-6
NCAA Tournament	UCLA 2-0
Five Sets	UCLA 6-4
Four Sets	UCLA 17-1
Three Sets	UCLA 27-1
UCLA Wins Set 1	UCLA 49-2
California Wins Set 1	UCLA 7-4
11/15/12	H 3-0 W
10/14/12	A 3-0 W
10/28/11	A 3-1 W
9/24/11	H 3-1 W
11/6/10	A 2-3 L
10/8/10	H 1-3 L
10/30/09	A 3-1 W
10/3/09	H 3-1 W
11/21/08	A 2-3 L
10/24/08	H 2-3 L
10/27/07	H 2-3 L
9/27/07	A 3-2 W
11/10/06	A 3-1 W
10/12/06	H 3-0 W
11/26/05	H 3-1 W
9/23/05	A 0-3 L
11/5/04	A 3-2 W
10/8/04	H 3-0 W
11/14/03	H 3-1 W
10/17/03	A 3-2 W
11/2/02	H 3-0 W
10/4/02	A 3-1 W
11/8/01	A 3-0 W
10/12/01	H 3-0 W
10/20/00	H 3-0 W
9/22/00	A 3-1 W
11/6/99	A 3-0 W
10/8/99	H 3-0 W
11/22/98	H 3-1 W
9/18/98	A 3-1 W
11/1/97	A 3-0 W
10/3/97	H 3-2 W
11/16/96	H 3-0 W
10/18/96	A 3-2 W
10/21/95	A 3-0 W
9/22/95	H 3-0 W
11/5/94	H 3-0 W
10/7/94	A 3-0 W
11/18/93	A 3-0 W
9/17/93	H 3-0 W
10/31/92	H 3-0 W
10/2/92	A 3-0 W
11/16/91	A 3-0 W
10/18/91	H 3-1 W
10/20/90	H 3-1 W
9/21/90	A 3-0 W
11/4/89	A 3-1 W
10/6/89	H 3-0 W
12/2/88	H 3-0 W
11/18/88	H 3-0 W
9/17/88	A 3-1 W
12/4/87	H 3-1 W
11/20/87	A 3-2 W
9/19/87	H 3-0 W
9/8/87	N 2-0 W
11/20/86	H 3-1 W
10/17/86	A 3-0 W
9/9/86	N 2-0 W
9/10/85	H 2-0 W

9/12/83	N 2-0 W
9/11/82	N 2-0 W
9/19/80	N 2-1 W

COLORADO

All-Time	UCLA 7-0
At UCLA	UCLA 3-0
At Colorado	UCLA 2-0
Neutral	UCLA 2-0
Streak	UCLA +7
Last Five	UCLA 5-0
Pac-12	UCLA 4-0
Four Sets	UCLA 2-0
Three Sets	UCLA 5-0
UCLA Wins Set 1	UCLA 7-0
Colorado Wins Set 1	None
11/9/12	A 3-0 W
10/19/12	H 3-0 W
10/21/11	H 3-1 W
10/2/11	A 3-0 W
9/1/06	N 3-0 W
8/30/02	N 3-1 W
11/13/92	H 3-0 W

HAWAII

All-Time	Hawaii 36-34
At UCLA	Tied 4-4
At Hawaii	Hawaii 26-22
Neutral	UCLA 8-6
Streak	UCLA +2
Last Five	UCLA 3-2
Last 10	UCLA 6-4
NCAA Tournament	UCLA 2-1
Five Sets	Hawaii 10-7
Four Sets	UCLA 15-11
Three Sets	Hawaii 12-7
UCLA Wins Set 1	UCLA 20-9
Hawaii Wins Set 1	Hawaii 27-14
9/9/12	A 3-1 W
9/4/11	A 3-1 W
8/29/10	A 1-3 L
8/30/09	A 0-3 L
8/31/08	A 3-1 W
9/3/07	A 3-0 W
12/9/06	A 3-0 W
9/3/06	A 3-0 W
9/10/05	A 1-3 L
9/11/04	A 2-3 L
9/1/03	A 2-3 L
9/2/02	A 1-3 L
12/6/01	N 3-1 W
9/2/01	A 3-0 W
9/4/00	A 0-3 L
9/6/99	A 1-3 L
9/4/98	A 0-3 L
9/7/97	A 3-0 W
9/2/96	A 0-3 L
9/3/95	A 0-3 L
9/4/94	A 3-1 W
9/11/93	A 3-0 W
9/5/92	A 3-0 W
9/7/91	A 2-3 L
11/3/90	H 3-2 W
9/8/90	A 3-1 W
9/8/89	A 1-3 L
9/9/88	A 3-1 W
9/12/87	A 0-3 L
9/11/87	A 1-3 L
10/11/86	H 2-3 L
9/18/86	A 1-3 L
9/17/86	A 3-2 W
9/27/85	A 3-2 W
9/26/85	A 0-3 L
9/28/84	A 3-2 W
9/27/84	A 3-1 W
12/19/83	N 0-3 L
9/30/83	A 2-3 L
9/29/83	A 2-3 L
10/29/82	N 1-3 L
10/1/82	A 0-3 L
9/30/82	A 2-3 L
11/7/81	H 1-2 L
10/10/81	A 2-3 L
10/9/81	A 0-3 L

12/13/80	N 0-3 L
11/29/80	N 0-2 L
11/1/80	H 2-0 W
10/31/80	H 0-2 L
9/25/80	N 0-3 L
9/11/80	N 3-1 W
11/24/79	N 3-1 W
11/24/79	N 3-1 W
10/12/79	H 1-3 L
12/9/78	N 3-2 W
11/1/78	H 3-1 W
9/29/78	A 3-2 W
9/28/78	A 3-1 W
12/10/77	N 1-3 L
10/8/77	A 2-3 L
10/7/77	A 1-3 L
10/6/77	A 3-1 W
12/11/76	N 2-1 W
9/25/76	A 2-3 L
9/24/76	A 3-2 W
9/23/76	A 3-1 W
12/14/75	N 2-0 W
11/1/75	H 2-0 W
12/14/74	N 2-0 W

OREGON

All-Time	UCLA 51-7
At UCLA	UCLA 28-1
At Oregon	UCLA 21-6
Neutral	UCLA 2-0
Streak	Oregon +2
Last Five	UCLA 3-2
Last 10	Tied 5-5
Pac-10/Pac-12	UCLA 46-7
NCAA Tournament	UCLA 1-0
Five Sets	Tied 3-3
Four Sets	UCLA 15-2
Three Sets	UCLA 29-2
UCLA Wins Set 1	UCLA 47-2
Oregon Wins Set 1	Oregon 5-4
11/20/12	A 0-3 L
11/11/11	A 2-3 L
10/15/11	H 3-1 W
11/19/10	A 3-1 W
10/23/10	H 3-0 W
11/21/09	A 2-3 L
10/23/09	H 3-2 W
11/1/08	H 2-3 L
10/3/08	A 1-3 L
12/7/07	N 3-1 W
11/9/07	A 0-3 L
10/11/07	H 3-1 W
11/25/06	H 3-0 W
9/21/06	A 3-0 W
11/4/05	A 3-2 W
10/7/05	H 3-0 W
11/20/04	H 3-0 W
10/21/04	A 3-0 W
10/23/03	A 3-1 W
9/26/03	H 3-0 W
11/9/02	A 3-1 W
10/11/02	H 3-0 W
11/20/01	A 3-1 W
11/15/01	H 3-0 W
10/28/00	A 3-0 W
9/29/00	H 3-0 W
11/11/99	H 3-0 W
10/15/99	A 3-0 W
10/25/98	A 3-2 W
9/25/98	H 3-1 W
11/8/97	H 3-0 W
10/10/97	A 3-0 W
11/23/96	A 3-1 W
9/20/96	H 3-0 W
10/28/95	H 3-0 W
9/29/95	A 3-1 W
11/12/94	A 3-0 W
10/14/94	H 3-0 W
10/23/93	H 3-1 W
9/24/93	A 3-0 W
11/7/92	A 3-0 W
10/9/92	H 3-0 W
11/23/91	H 3-0 W
9/20/91	A 3-0 W

10/27/90	A	3-0	W
9/28/90	H	3-0	W
11/11/89	H	3-0	W
10/13/89	A	3-1	W
10/21/88	A	3-1	W
9/24/88	H	3-0	W
10/23/87	H	3-0	W
9/26/87	A	1-3	L
11/8/86	H	3-1	W
9/22/86	A	3-1	W
11/2/84	H	2-0	W
11/5/83	H	2-0	W
11/6/81	H	2-0	W
12/9/76	N	2-0	W

OREGON STATE

All-Time	UCLA 51-3
At UCLA	UCLA 25-2
At Oregon State	UCLA 25-1
Neutral	UCLA 1-0
Streak	UCLA +10
Last Five	UCLA 5-0
Last 10	UCLA 10-0
Pac-10/Pac-12	UCLA 50-3
Five Sets	UCLA 6-2
Four Sets	UCLA 12-1
Three Sets	UCLA 32-0
UCLA Wins Set 1	UCLA 45-2
Oregon State Wins Set 1	UCLA 6-1
9/21/12	H 3-0 W
11/12/11	A 3-1 W
10/14/11	H 3-0 W
11/21/10	A 3-0 W
10/22/10	H 3-1 W
11/20/09	A 3-0 W
10/24/09	H 3-0 W
10/31/08	H 3-0 W
10/4/08	A 3-2 W
11/8/07	A 3-1 W
10/12/07	H 2-3 L
11/24/06	H 3-0 W
9/22/06	A 3-0 W
11/3/05	A 3-0 W
10/8/05	H 3-0 W
11/19/04	H 3-0 W
10/22/04	A 3-2 W
10/24/03	A 3-0 W
9/25/03	H 3-1 W
11/8/02	A 3-0 W
10/10/02	H 3-0 W
11/19/01	A 1-3 L
11/16/01	H 3-0 W
10/27/00	A 3-2 W
9/28/00	H 2-3 L
11/12/99	H 3-0 W
10/16/99	A 3-0 W
10/23/98	A 3-0 W
9/27/98	H 3-1 W
11/7/97	H 3-1 W
10/11/97	A 3-2 W
11/22/96	A 3-0 W
9/21/96	H 3-0 W
10/27/95	H 3-1 W
9/30/95	A 3-2 W
11/11/94	A 3-0 W
10/15/94	H 3-1 W
10/22/93	H 3-1 W
9/25/93	A 3-0 W
11/6/92	A 3-0 W
10/10/92	H 3-0 W
11/22/91	H 3-0 W
9/21/91	A 3-2 W
10/26/90	A 3-1 W
9/29/90	H 3-0 W
11/10/89	H 3-1 W
10/14/89	A 3-1 W
10/22/88	A 3-0 W
9/23/88	H 3-0 W
10/24/87	H 3-0 W
9/25/87	A 3-0 W
11/7/86	H 3-0 W
9/23/86	A 3-0 W
2/4/71	N 2-0 W

PEPPERDINE

All-Time	UCLA 51-12
At UCLA	UCLA 23-5
At Pepperdine	UCLA 14-7
Neutral	UCLA 14-0
Streak	UCLA +1
Last Five	UCLA 4-1
Last 10	UCLA 7-3
NCAA Tournament	UCLA 4-1
Five Sets	UCLA 8-4
Four Sets	UCLA 12-3
Three Sets	UCLA 20-2
UCLA Wins Set 1	UCLA 41-6
Pepperdine Wins Set 1	UCLA 10-6
9/12/12	H 3-0 W
9/7/11	A 2-3 L
9/8/10	H 3-0 W
9/16/09	A 3-1 W
11/25/08	H 3-1 W
11/20/07	A 3-1 W
11/20/06	H 3-2 W
11/8/05	A 3-2 W
10/26/04	H 2-3 L
11/25/03	A 2-3 L
12/6/02	A 1-3 L
11/12/02	H 0-3 L
10/30/01	A 0-3 L
9/8/01	N 3-0 W
11/7/00	H 3-0 W
12/9/99	N 3-0 W
11/23/99	A 2-3 L
11/24/98	H 3-2 W
12/6/97	N 3-1 W
11/29/97	N 3-1 W
11/26/96	A 1-3 L
10/24/95	H 3-0 W
11/22/94	A 3-0 W
10/30/93	H 3-0 W
10/20/92	A 3-0 W
12/6/91	H 3-0 W
11/20/91	H 3-0 W
10/2/90	A 3-1 W
12/1/89	H 3-1 W
9/10/88	N 3-0 W
11/11/87	H 3-0 W
9/29/87	A 3-0 W
11/12/86	H 3-2 W
10/14/86	A 3-0 W
11/6/85	H 3-0 W
9/15/84	N 2-0 W
11/4/83	N 2-0 W
10/19/82	H 3-1 W
9/18/82	N 2-0 W
9/14/82	A 3-1 W
11/20/81	A 3-1 W
10/13/81	H 3-0 W
9/18/81	N 2-0 W
11/18/80	A 3-0 W
10/31/80	H 2-1 W
11/16/79	H 3-1 W
11/3/79	H 1-2 L
10/23/79	A 1-3 L
10/13/79	H 0-2 L
12/8/78	N 2-1 W
11/25/78	N 2-1 W
11/17/78	A 3-2 W
11/4/78	H 0-2 L
10/24/78	H 3-0 W
9/22/78	A 3-2 W
11/26/77	N 2-1 W
11/25/77	N 3-2 W
11/1/77	H 3-1 W
10/17/77	A 3-2 W
9/24/77	N 2-0 W
11/26/76	N 2-0 W
11/6/76	H 2-0 W
10/23/76	H 3-0 W

STANFORD

All-Time	Stanford 44-38
At UCLA	Stanford 19-18
At Stanford	Stanford 23-13
Neutral	UCLA 7-2

Streak	Stanford +2
Last Five	Stanford 3-2
Last 10	Stanford 6-4
Pac-10/Pac-12	Stanford 34-20
NCAA Tournament	UCLA 5-3
Five Sets	UCLA 16-8
Four Sets	Stanford 22-7
Three Sets	Stanford 13-12
UCLA Wins Set 1	UCLA 30-11
Stanford Wins Set 1	Stanford 33-8
11/16/12	H 1-3 L
10/12/12	A 2-3 L
10/29/11	A 3-0 W
9/23/11	H 3-2 W
11/5/10	A 1-3 L
10/9/10	H 3-2 W
10/31/09	A 3-2 W
10/2/09	H 1-3 L
11/22/08	A 2-3 L
10/26/08	H 1-3 L
12/8/07	A 1-3 L
10/26/07	H 1-3 L
9/28/07	A 0-3 L
11/11/06	A 1-3 L
10/13/06	H 2-3 L
11/25/05	H 1-3 L
9/24/05	A 0-3 L
11/4/04	A 2-3 L
10/9/04	H 1-3 L
11/13/03	H 1-3 L
10/16/03	A 2-3 L
11/1/02	H 0-3 L
5/5/02	A 1-3 L
11/9/01	A 0-3 L
10/11/01	H 2-3 L
10/19/00	H 3-0 W
9/23/00	A 3-0 W
11/5/99	A 1-3 L
10/7/99	H 3-1 W
10/20/98	H 2-3 L
9/20/98	A 1-3 L
10/31/97	A 0-3 L
10/5/97	H 0-3 L
11/15/96	H 0-3 L
10/19/96	A 1-3 L
10/20/95	A 0-3 L
9/23/95	H 1-3 L
12/17/94	N 1-3 L
11/4/94	H 3-2 W
10/8/94	A 1-3 L
12/9/93	H 3-1 W
11/19/93	A 3-2 W
9/16/93	H 3-2 W
12/19/92	N 1-3 L
10/30/92	H 3-0 W
10/3/92	A 3-2 W
12/13/91	A 3-0 W
11/15/91	A 1-3 L
10/19/91	H 1-3 L
12/8/90	H 3-0 W
10/19/90	H 3-2 W
9/22/90	A 3-1 W
11/3/89	A 3-0 W
10/5/89	H 3-2 W
11/17/88	H 3-1 W
9/16/88	A 3-0 W
11/19/87	A 0-3 L
9/18/87	H 3-1 W
11/21/86	H 3-0 W
10/18/86	A 0-3 L
11/16/85	N 3-1 W
11/8/85	H 0-3 L
10/4/85	A 0-3 L
12/16/84	H 3-2 W
11/10/84	N 3-2 W
10/31/84	H 1-3 L
10/17/84	A 0-3 L
11/17/83	H 3-2 W
11/13/83	H 3-2 W
10/28/83	A 3-2 W
11/12/82	H 2-3 L
10/22/82	A 1-3 L
12/12/81	N 3-2 W
11/6/81	H 0-2 L

12/11/80	N 2-0 W
11/16/80	N 3-2 W
11/1/80	H 2-1 W
11/10/79	N 3-0 W
10/20/78	A 3-1 W
9/30/77	A 3-0 W
11/26/76	N 2-0 W
10/15/76	A 3-0 W

USC

All-Time	UCLA 58-53
At UCLA	UCLA 28-21
At USC	UCLA 21-20
Neutral	USC 12-9
Streak	UCLA +1
Last Five	USC 3-2
Last 10	Tied 5-5
Pac-10/Pac-12	UCLA 29-25
NCAA Tournament	USC 3-0
Five Sets	USC 17-9
Four Sets	USC 17-12
Three Sets	UCLA 22-10
UCLA Wins Set 1	UCLA 46-18
USC Wins Set 1	USC 35-12
11/23/12	H 3-1 W
9/19/12	A 1-3 L
11/25/11	H 1-3 L
9/9/11	A 3-0 W
11/26/10	H 2-3 L
9/24/10	A 1-3 L
11/6/09	A 3-2 W
10/9/09	H 3-0 W
11/28/08	H 3-0 W
9/26/08	A 2-3 L
11/2/07	A 1-3 L
10/5/07	H 3-1 W
11/17/06	H 3-0 W
10/20/06	A 3-1 W
10/28/05	A 1-3 L
9/30/05	H 1-3 L
11/12/04	H 2-3 L
10/15/04	A 0-3 L
12/13/03	N 1-3 L
11/21/03	A 0-3 L
9/19/03	H 1-3 L
11/15/02	H 0-3 L
10/18/02	A 0-3 L
10/19/01	H 2-3 L
9/21/01	A 0-3 L
11/3/00	H 3-0 W
10/6/00	A 1-3 L
11/19/99	A 3-1 W
10/13/99	H 3-0 W
10/30/98	H 2-3 L
10/2/98	A 1-3 L
11/14/97	A 0-3 L
10/17/97	H 2-3 L
10/24/96	H 0-3 L
9/28/96	A 3-2 W
11/3/95	A 3-1 W
10/6/95	H 2-3 L
11/16/94	A 3-2 W
10/12/94	H 3-2 W
11/3/93	H 3-2 W
10/2/93	A 3-0 W
11/24/92	H 3-0 W
10/16/92	A 3-0 W
11/5/91	A 3-0 W
10/9/91	H 3-1 W
11/14/90	H 3-0 W
10/5/90	A 3-0 W
11/14/89	A 3-0 W
10/18/89	H 3-0 W
11/9/88	H 3-1 W
10/11/88	A 3-1 W
11/24/87	A 1-3 L
10/21/87	H 0-3 L
10/10/87	H 3-0 W
11/25/86	H 3-0 W
11/16/86	N 3-0 W
10/29/86	A 3-0 W
12/22/85	N 2-3 L

11/20/85	A 2-3 L
10/18/85	H 3-2 W
11/16/84	H 3-0 W
11/3/84	H 1-2 L
10/19/84	A 3-2 W
9/15/84	N 1-2 L
11/19/83	A 3-0 W
10/12/83	H 3-1 W
9/17/83	H 2-0 W
11/17/82	H 2-3 L
10/14/82	A 0-3 L
12/20/81	H 2-3 L
11/18/81	H 3-2 W
11/15/81	N 3-1 W
10/15/81	A 3-0 W
11/28/80	N 1-3 L
11/20/80	H 2-3 L
11/1/80	H 2-0 W
10/16/80	A 1-3 L
10/11/80	N 2-3 L
9/20/80	N 0-2 L
9/12/80	N 1-3 L
11/14/79	A 2-3 L
11/3/79	H 1-2 L
10/17/79	H 3-2 W
11/25/78	N 1-0 W
11/25/78	N 3-1 W
11/21/78	N 3-1 W
11/15/78	H 3-0 W
10/26/78	A 2-3 L
11/26/77	N 1-3 L
11/26/77	N 0-3 L
11/17/77	A 2-3 L
11/5/77	H 0-2 L
10/26/77	H 2-3 L
12/11/76	N 1-2 L
11/27/76	N 0-2 L
11/27/76	N 1-2 L
11/27/76	N 2-0 W
11/20/76	H 1-3 L
11/6/76	H 0-2 L
10/28/76	A 1-3 L
11/11/75	A 2-0 W
10/22/75	H 2-1 W
10/30/74	H 2-0 W
10/18/74	A 2-0 W
11/20/73	A 2-0 W
10/24/73	H 2-0 W
11/14/72	A 2-0 W
10/25/72	H 2-1 W
12/5/70	N 2-0 W
12/4/70	N 2-0 W
11/11/70	N 2-0 W

UTAH

All-Time	UCLA 12-1
At UCLA	UCLA 3-0
At Utah	UCLA 3-1
Neutral	UCLA 6-0
Streak	UCLA +6
Last Five	UCLA 5-0
Last 10	UCLA 9-1
Pac-12	UCLA 4-0
NCAA Tournament	UCLA 1-0
Five Sets	Tied 1-1
Four Sets	None
Three Sets	UCLA 7-0
UCLA Wins Set 1	UCLA 11-0
Utah Wins Set 1	Tied 1-1
11/10/12	A 3-2 W
10/17/12	H 3-0 W
10/22/11	H 3-0 W
9/30/11	A 3-0 W
8/24/07	N 3-0 W
12/2/06	H 3-0 W
9/17/04	A 2-3 L
9/6/96	N 3-0 W
11/6/87	A 3-0 W
9/17/83	N 2-0 W
9/16/83	N 2-0 W
9/18/81	N 2-0 W
9/20/80	N 2-1 W

WASHINGTON

All-Time	UCLA 43-20
At UCLA	UCLA 23-6
At Washington	UCLA 19-14
Neutral	UCLA 1-0
Streak	UCLA +1
Last Five	UCLA 3-2
Last 10	Washington 7-3
Pac-10/Pac-12	UCLA 35-19
NCAA Tournament	Tied 1-1
Five Sets	UCLA 8-4
Four Sets	UCLA 8-6
Three Sets	UCLA 26-10
UCLA Wins Set 1	UCLA 36-6
Washington Wins Set 1	UW 14-7
10/28/12	H 3-1 W
9/26/12	A 2-3 L
11/4/11	H 3-0 W
9/17/11	A 0-3 L
10/29/10	H 3-2 W
10/2/10	A 0-3 L
11/14/09	H 0-3 L
10/16/09	A 1-3 L
11/9/08	A 1-3 L
10/10/08	H 2-3 L
11/17/07	H 0-3 L
10/18/07	A 0-3 L
10/27/06	A 1-3 L
9/28/06	H 3-2 W
11/12/05	H 3-2 W

Note: Series records vs. Hawai'i and Pepperdine are on pages 58-59

ALABAMA

All-Time	UCLA 1-0
Neutral	UCLA 1-0
12/9/76	N 2-0 W

ALABAMA A&M

All-Time	UCLA 1-0
Neutral	UCLA 1-0
NCAA Tournament	UCLA 1-0
11/30/07	N 3-0 W

AMERICAN

All-Time	UCLA 1-0
Neutral	UCLA 1-0
NCAA Tournament	UCLA 1-0
12/3/10	N 3-2 W

AUBURN

All-Time	UCLA 1-0
Neutral	UCLA 1-0
2/4/72	N 2-0 W

BALL STATE

All-Time	UCLA 3-0
At UCLA	UCLA 2-0
Neutral	UCLA 1-0
NCAA Tournament	UCLA 2-0
9/13/96	N 3-2 W
12/2/95	H 3-0 W
12/4/92	H 3-0 W

BAYLOR

All-Time	UCLA 2-1
At UCLA	Baylor 1-0
At Baylor	UCLA 2-0
NCAA Tournament	Baylor 1-0
Streak	Baylor +1
12/5/09	H 1-3 L
11/25/97	A 3-0 W
9/14/97	A 3-0 W

BOISE STATE

All-Time	UCLA 1-0
Neutral	UCLA 1-0
9/6/03	N 3-0 W

10/13/05	A 0-3 L
12/11/04	A 2-3 L
11/27/04	A 1-3 L
9/24/04	H 1-3 L
11/1/03	H 3-1 W
10/3/03	A 3-2 W
10/26/02	A 0-3 L
9/27/02	H 3-0 W
11/3/01	H 3-2 W
10/4/01	A 3-1 W
11/17/00	A 3-0 W
9/14/00	H 3-0 W
10/28/99	H 3-0 W
9/30/99	A 3-0 W
11/15/98	A 3-1 W
10/16/98	H 3-1 W
10/26/97	H 1-3 L
9/26/97	A 0-3 L
11/9/96	A 0-3 L
10/11/96	H 0-3 L
11/18/95	H 3-1 W
9/17/95	A 3-1 W
10/29/94	A 2-3 L
9/30/94	H 3-2 W
11/13/93	H 3-0 W
10/15/93	A 3-0 W
10/24/92	A 3-0 W
9/25/92	H 3-0 W
11/9/91	H 3-0 W

BUTLER

All-Time	UCLA 1-0
Neutral	UCLA 1-0
11/29/02	N 3-0 W

BYU

All-Time	UCLA 23-5
At UCLA	UCLA 7-3
At BYU	UCLA 5-1
Neutral	UCLA 10-1
NCAA Tournament	UCLA 3-2
Streak	UCLA +2
9/10/09	N 3-1 W
9/18/04	A 3-1 W
12/10/93	H 0-3 L
11/26/93	N 3-2 W
12/12/92	H 3-0 W
9/11/92	A 3-0 W
12/9/88	H 3-0 W
11/25/88	N 3-0 W
10/29/88	H 3-0 W
12/12/87	A 1-3 L
11/7/87	A 3-1 W
10/10/87	H 1-3 L
11/1/85	N 3-0 W
9/6/85	A 3-1 W
11/4/83	H 2-0 W
12/9/82	H 3-0 W
11/4/81	H 2-3 L
9/19/81	N 2-0 W
11/1/80	H 2-0 W
9/21/79	N 2-0 W
10/19/79	A 3-2 W
9/21/79	N 2-0 W
12/9/78	N 3-0 W
11/4/78	H 2-0 W
12/10/77	A 3-0 W
12/10/76	N 2-0 W
12/13/74	N 2-0 W
2/3/73	N 1-2 L

CAL STATE FULLERTON

All-Time	UCLA 29-1
At UCLA	UCLA 12-0
At Cal State Fullerton	UCLA 13-1
Neutral	UCLA 4-0
Streak	UCLA +1
8/27/11	N 3-0 W
9/18/09	A 2-3 L
9/10/08	A 3-0 W
9/14/02	N 3-0 W
11/6/84	H 3-0 W
10/2/84	A 3-0 W
10/26/83	A 3-0 W
9/21/83	H 3-0 W
11/9/82	A 3-0 W
10/21/82	H 3-0 W
11/7/81	H 2-0 W
10/27/81	H 3-0 W
9/29/81	A 3-0 W
9/18/81	N 2-0 W
11/5/80	A 3-1 W
10/2/80	H 3-0 W
11/8/79	H 3-0 W
10/2/79	A 3-0 W
9/21/79	N 2-0 W
11/8/78	H 3-0 W
10/13/78	A 3-0 W
11/11/77	A 3-0 W
10/19/77	H 3-0 W
11/12/76	H 3-0 W
10/21/76	A 3-0 W
10/13/75	A 2-0 W
10/9/73	A 2-0 W
11/6/71	H 2-1 W
10/12/71	A 2-0 W
10/21/70	H 2-0 W

CAL POLY

All-Time	UCLA 12-1
At UCLA	UCLA 7-1
At Cal Poly	UCLA 3-0
Neutral	UCLA 2-0
Streak	UCLA +2
11/27/85	H 3-0 W
11/2/85	A 3-1 W
10/12/85	H 1-3 L

10/11/91	A 3-0 W
11/17/90	A 3-0 W
9/14/90	H 3-0 W
10/28/89	H 3-0 W
9/29/89	A 3-0 W
12/10/88	N 3-0 W
11/11/88	A 3-1 W
10/15/88	H 3-0 W
11/13/87	H 3-0 W
10/17/87	A 3-0 W
10/25/86	H 3-0 W
9/12/86	A 3-0 W
9/25/83	N 3-0 W
11/5/82	H 2-0 W
10/4/81	A 3-0 W
10/3/81	A 3-0 W
10/2/81	A 3-0 W
10/4/80	A 3-2 W
10/3/80	A 3-2 W

WASHINGTON STATE

All-Time	UCLA 47-7
At UCLA	UCLA 25-2
At Washington State	UCLA 22-5
Streak	UCLA +20
Last Five	UCLA 5-0
Last 10	UCLA 10-0
Pac-10/Pac-12	UCLA 47-7
Five Sets	UCLA 4-1

11/21/84	H 3-2 W
11/23/83	H 3-1 W
10/15/83	A 3-1 W
11/24/82	H 3-0 W
11/5/82	H 2-0 W
11/6/81	H 2-0 W
9/17/81	N 2-1 W
11/29/80	N 2-1 W
11/12/71	A 2-0 W
10/29/71	H 2-0 W

CAL STATE FULLERTON

All-Time	UCLA 29-1
At UCLA	UCLA 12-0
At Cal State Fullerton	UCLA 13-1
Neutral	UCLA 4-0
Streak	UCLA +1
8/27/11	N 3-0 W
9/18/09	A 2-3 L
9/10/08	A 3-0 W
9/14/02	N 3-0 W
11/6/84	H 3-0 W
10/2/84	A 3-0 W
10/26/83	A 3-0 W
9/21/83	H 3-0 W
11/9/82	A 3-0 W
10/21/82	H 3-0 W
11/7/81	H 2-0 W
10/27/81	H 3-0 W
9/29/81	A 3-0 W
9/18/81	N 2-0 W
11/5/80	A 3-1 W
10/2/80	H 3-0 W
11/8/79	H 3-0 W
10/2/79	A 3-0 W
9/21/79	N 2-0 W
11/8/78	H 3-0 W
10/13/78	A 3-0 W
11/11/77	A 3-0 W
10/19/77	H 3-0 W
11/12/76	H 3-0 W
10/21/76	A 3-0 W
10/13/75	A 2-0 W
10/9/73	A 2-0 W
11/6/71	H 2-1 W
10/12/71	A 2-0 W
10/21/70	H 2-0 W

CAL STATE NORTHRIDGE

All-Time	UCLA 35-5
----------	-----------

Four Sets	UCLA 9-5
Three Sets	UCLA 34-1
UCLA Wins Set 1	UCLA 42-2
Washington St. Wins Set 1	Tied 5-5
10/26/12	H 3-0 W
9/28/12	A 3-0 W
11/6/11	H 3-0 W
9/16/11	A 3-0 W
10/31/10	H 3-0 W
10/1/10	A 3-0 W
11/13/09	H 3-1 W
10/17/09	A 3-0 W
11/7/08	A 3-0 W
10/11/08	H 3-0 W
11/16/07	H 3-0 W
10/19/07	A 3-0 W
10/26/06	A 3-0 W
9/29/06	H 3-1 W
11/11/05	H 3-0 W
10/14/05	A 3-0 W
11/26/04	A 3-0 W
9/25/04	H 3-0 W
10/31/03	H 3-1 W
10/2/03	A 3-2 W
10/25/02	A 2-3 L
9/28/02	H 3-2 W
11/2/01	H 3-2 W
10/5/01	A 3-0 W
11/16/00	A 1-3 L

At UCLA	UCLA 10-1
At Cal State Northridge	UCLA 10-3
Neutral	UCLA 15-1
Streak	UCLA +18
9/12/11	H 3-0 W
9/14/10	A 3-1 W
9/16/08	A 3-0 W
9/14/07	N 3-0 W
9/8/05	N 3-0 W
9/1/04	A 3-1 W
10/28/03	A 3-1 W
11/18/97	H 3-0 W
10/29/93	H 3-0 W
11/26/91	A 3-0 W
9/21/88	A 3-0 W
10/10/85	H 2-0 W
9/14/84	N 2-0 W
9/17/82	N 2-0 W
10/13/77	A 3-0 W
10/27/76	H 3-1 W
11/28/75	N 2-0 W
11/4/75	A 2-0 W
10/15/75	H 1-2 L
12/6/74	N 2-0 W
11/29/74	N 2-0 W
11/13/74	H 2-0 W
10/24/74	A 2-0 W
11/13/73	A 2-0 W
10/30/73	H 2-0 W
12/9/72	N 2-0 W
12/8/72	N 2-0 W
12/2/72	N 2-1 W
12/1/72	N 0-2 L
11/21/72	H 2-0 W
10/31/72	A 0-2 L
2/6/72	N 2-0 W
12/4/71	N 2-0 W
12/3/71	N 2-0 W
11/22/71	A 0-2 L
11/6/71	H 2-1 W
10/27/71	H 2-1 W
12/5/70	N 2-0 W
12/5/70	N 2-0 W
12/4/70	A 2-0 W

CINCINNATI

All-Time	UCLA 3-0
At Cincinnati	UCLA 2-0
Neutral	UCLA 1-0
8/27/06	A 3-1 W
9/9/05	N 3-2 W

9/15/00	H 3-0 W
10/29/99	H 3-0 W
10/1/99	A 3-0 W
11/13/98	A 3-1 W
10/18/98	H 3-0 W
10/24/97	H 1-3 L
9/27/97	A 1-3 L
11/8/96	A 1-3 L
10/12/96	H 0-3 L
11/17/95	H 3-1 W
9/16/95	A 1-3 L
10/28/94	A 3-1 W
10/1/94	H 3-1 W
11/12/93	H 3-0 W
10/16/93	A 3-0 W
10/23/92	A 3-0 W
9/26/92	H 3-0 W
11/8/91	H 3-0 W
10/12/91	A 3-0 W
11/16/90	A 3-1 W
9/15/90	H 3-0 W
10/27/89	H 3-0 W
9/30/89	A 3-0 W
11/12/88	A 3-0 W
10/14/88	H 3-1 W
11/14/87	H 3-0 W
10/16/87	A 3-2 W
10/24/86	H 3-0 W
9/13/86	A 3-0 W

9/18/99	N 3-0 W
---------	---------

CLEMSON

All-Time	UCLA 1-0
At Clemson	UCLA 1-0
NCAA Tournament	UCLA 1-0
12/1/07	A 3-1 W

COLORADO STATE

All-Time	UCLA 7-1
At UCLA	UCLA 2-0
At Colorado State	UCLA 3-0
Neutral	UCLA 2-1
Streak	UCLA +1
9/15/12	A 3-2 W
8/26/00	N 2-3 L
9/21/94	A 3-0 W
9/7/89	N 3-0 W
11/26/88	N 3-0 W
10/28/88	H 3-0 W
9/5/85	A 3-2 W
11/2/84	H 2-1 W

CONNECTICUT

All-Time	UCLA 1-0
Neutral	UCLA 1-0
11/24/00	N 3-0 W

CSU BAKERSFIELD

All-Time	UCLA 1-0
At CSU Bakersfield	UCLA 1-0
9/9/10	A 3-0 W

DENVER

All-Time	UCLA 2-0
At Denver	UCLA 2-0
9/9/06	A 3-1 W
9/10/99	A 3-0 W

DUKE

All-Time	UCLA 5-0
At UCLA	UCLA 2-0
Neutral	UCLA 3-0
NCAA Tournament	UCLA 3-0
12/6/08	H 3-0 W
12/8/94	N 3-0 W
8/31/90	N 3-1 W
12/6/84	N 3-0 W
10/20/84	H

EASTERN KENTUCKY

All-Time	UCLA 1-0
Neutral	UCLA 1-0
9/2/05	N 3-0 W

EASTERN WASHINGTON

All-Time	UCLA 1-0
At UCLA	UCLA 1-0
NCAA Tournament	UCLA 1-0
12/4/99	H 3-0 W

FIU

All-Time	UCLA 1-0
Neutral	UCLA 1-0
9/15/06	N 3-0 W

FLORIDA

All-Time	Tied 3-3
At Florida	Florida 1-0
Neutral	UCLA 3-2
NCAA Tournament	UCLA 1-0
Streak	UCLA +1
9/2/06	N 3-0 W
9/5/98	N 0-3 L
11/28/97	N 0-3 L
9/14/96	A 0-3 L
12/17/92	N 3-0 W
9/10/92	N 3-0 W

FLORIDA STATE

All-Time	UCLA 6-0
At Florida State	UCLA 1-0
Neutral	UCLA 5-0
NCAA Tournament	UCLA 1-0
12/15/11	N 3-0 W
9/14/96	N 3-0 W
9/10/94	A 3-0 W
12/6/79	N 2-0 W
12/8/78	N 2-1 W
12/13/73	N 2-0 W

FORDHAM

All-Time	UCLA 1-0
Neutral	UCLA 1-0
9/19/09	N 3-0 W

FRESNO STATE

All-Time	UCLA 2-0
At UCLA	UCLA 1-0
Neutral	UCLA 1-0
10/11/85	H 2-0 W
9/17/82	N 2-0 W

GEORGETOWN

All-Time	UCLA 1-0
Neutral	UCLA 1-0
9/19/08	N 3-0 W

GEORGIA

All-Time	UCLA 4-0
Neutral	UCLA 4-0
NCAA Tournament	UCLA 1-0
9/9/06	N 3-0 W
9/1/94	N 3-1 W
9/5/91	N 3-0 W
12/13/85	N 3-0 W

GEORGIA TECH

All-Time	UCLA 2-0
At UCLA	UCLA 1-0
Neutral	UCLA 1-0
NCAA Tournament	UCLA 1-0
12/3/94	H 3-0 W
9/10/93	N 3-1 W

GONZAGA

All-Time	UCLA 1-0
At UCLA	UCLA 1-0
NCAA Tournament	UCLA 1-0
12/1/90	H 3-0 W

HOUSTON

All-Time	UCLA 7-1
At UCLA	UCLA 1-0
Neutral	UCLA 6-1
NCAA Tournament	UCLA 1-0
Streak	UCLA +5
9/5/97	N 3-0 W
12/9/94	N 3-0 W
9/4/92	N 3-1 W
11/29/85	N 3-0 W
12/7/79	N 2-1 W
12/10/76	N 0-2 L
11/6/76	H 2-0 W
12/14/74	N 2-0 W

IDAHO

All-Time	UCLA 3-0
Neutral	UCLA 3-0
9/7/12	N 3-0 W
9/5/09	N 3-0 W
9/5/03	N 3-0 W

IDAHO STATE

All-Time	UCLA 1-0
Neutral	UCLA 1-0
9/11/99	N 3-0 W

ILLINOIS

All-Time	UCLA 11-0
At Illinois	UCLA 1-0
Neutral	UCLA 10-0
NCAA Tournament	UCLA 1-0
12/17/11	N 3-1 W
9/2/94	N 3-0 W
9/3/93	N 3-1 W
9/3/92	N 3-0 W
11/23/90	N 3-0 W
11/24/89	N 3-1 W
9/16/89	A 3-1 W
9/8/88	N 3-2 W
12/11/80	N 2-0 W
12/9/77	N 2-0 W
2/1/73	N 2-0 W

ILLINOIS-CHICAGO

All-Time	UCLA 1-0
Neutral	UCLA 1-0
12/12/74	N 2-0 W

IOWA

All-Time	UCLA 1-0
Neutral	UCLA 1-0
9/1/00	N 3-0 W

KANSAS

All-Time	UCLA 2-0
At UCLA	UCLA 1-0
Neutral	UCLA 1-0
NCAA Tournament	UCLA 1-0
12/2/05	H 3-1 W
2/4/71	N 3-1 W

KANSAS STATE

All-Time	UCLA 4-0
Neutral	UCLA 4-0
8/27/10	N 3-0 W
9/2/07	N 3-1 W
9/1/01	N 3-1 W
9/13/91	N 3-1 W

KENT STATE

All-Time	UCLA 1-0
At Kent State	UCLA 1-0
9/18/99	A 3-0 W

KENTUCKY

All-Time	UCLA 3-0
At UCLA	UCLA 1-0
At Kentucky	UCLA 1-0
Neutral	UCLA 1-0
11/24/95	N 3-2 W

9/9/83	A 3-2 W
11/7/81	H 2-0 W

LAMAR

All-Time	UCLA 7-0
At UCLA	UCLA 1-0
Neutral	UCLA 6-0
9/11/99	N 3-0 W
11/5/82	H 2-0 W
12/8/77	N 2-0 W
12/9/76	N 2-1 W
12/12/75	N 2-0 W
2/2/73	N 2-0 W
2/5/71	N 2-0 W

LIU BROOKLYN

All-Time	UCLA 2-0
At UCLA	UCLA 1-0
Neutral	UCLA 1-0
NCAA Tournament	UCLA 1-0
Streak	UCLA +2
11/30/12	H 3-0 W
9/16/06	N 3-0 W

LONG BEACH STATE

All-Time	UCLA 56-19
At UCLA	UCLA 23-4
At Long Beach State	UCLA 14-7
Neutral	UCLA 19-8
NCAA Tournament	UCLA 4-1
Streak	UCLA +2
9/1/11	N 3-1 W
12/4/09	H 3-0 W
9/19/09	N 0-3 L
12/4/04	H 3-0 W
12/5/02	N 3-0 W
12/7/01	A 0-3 L
11/29/96	A 2-3 L
10/7/95	H 3-1 W
11/28/92	A 3-1 W
12/21/91	H 3-2 W
9/28/91	A 2-3 L
11/2/90	H 3-1 W
10/9/86	H 2-0 W
11/13/84	A 3-1 W
10/10/84	H 3-0 W
11/1/83	A 3-0 W
9/27/83	H 3-0 W
11/3/82	H 3-0 W
9/21/82	A 3-1 W
11/11/81	H 3-0 W
10/7/81	A 3-1 W
11/12/80	A 3-0 W
10/8/80	H 3-0 W
11/17/79	H 3-0 W
10/10/79	A 1-3 L
11/13/78	A 3-2 W
11/3/78	H 2-0 W
10/18/78	H 3-0 W
12/9/77	N 2-0 W
11/25/77	A 2-1 W
11/9/77	H 3-0 W
11/5/77	H 2-0 W
10/12/77	A 3-0 W
11/10/76	H 3-2 W
10/13/76	A 3-1 W
12/13/75	N 2-0 W
11/29/75	N 2-1 W
11/29/75	N 2-1 W
11/22/75	N 2-1 W
11/21/75	N 2-1 W
11/7/75	A 1-2 L
11/1/75	H 2-1 W
10/17/75	A 2-0 W
10/3/75	N 2-1 W
12/7/74	N 0-2 L
12/6/74	N 2-0 W
11/30/74	N 2-0 W
11/30/74	N 2-0 W
11/20/74	A 2-0 W
11/2/74	H 2-0 W
10/16/74	H 2-1 W
12/8/73	N 2-0 W
12/8/73	N 2-0 W

12/8/73	N 2-0 W
12/8/73	N 0-1 L
12/1/73	N 1-0 W
12/1/73	N 1-0 W
11/30/73	N 1-0 W
11/15/73	H 0-2 L
11/3/73	H 0-2 L
10/15/73	A 0-2 L
12/9/72	N 0-2 L
12/9/72	N 1-2 L
12/2/72	N 0-2 L
12/1/72	N 2-1 W
11/16/72	A 0-2 L
11/11/72	H 0-2 L
11/6/72	H 1-2 L
2/7/72	N 2-1 W
12/3/71	N 2-0 W
11/6/71	H 2-0 W
10/18/71	A 2-0 W
11/16/70	H 2-0 W
11/9/70	H 2-1 W
10/28/70	A 2-0 W

LOUISVILLE

All-Time	UCLA 4-1
At UCLA	UCLA 1-0
At Louisville	UCLA 1-0
Neutral	UCLA 2-1
NCAA Tournament	UCLA 1-0
Streak	UCLA +2
8/31/07	N 3-0 W
8/29/03	N 3-0 W
8/30/96	N 1-3 L
9/8/83	A 3-0 W
12/4/82	H 3-0 W

LOYOLA MARYMOUNT

All-Time	UCLA 9-1
At UCLA	UCLA 3-1
At Loyola Marymount	UCLA 4-0
Neutral	UCLA 2-0
NCAA Tournament	UCLA 1-1
Streak	UCLA +6
8/27/11	A 3-0 W
9/5/09	N 3-0 W
12/3/04	H 3-1 W
9/26/90	A 3-0 W
9/1/89	H 3-0 W
10/9/87	H 3-0 W
12/6/86	H 2-3 L
9/18/84	A 3-0 W
9/16/83	N 2-0 W
9/14/83	A 3-0 W

LSU

All-Time	UCLA 7-0
At UCLA	UCLA 4-0
At LSU	UCLA 1-0
Neutral	UCLA 2-0
NCAA Tournament	UCLA 2-0
12/5/08	H 3-1 W
9/10/94	N 3-1 W
12/13/90	N 3-0 W
11/17/89	H 3-1 W
11/2/84	H 2-0 W
11/3/83	H 3-0 W
9/23/83	A 3-0 W

MARYLAND

All-Time	UCLA 1-0
At Maryland	UCLA 1-0
9/16/06	A 3-0 W

MARYLAND EASTERN SHORE

All-Time	UCLA 1-0
At UCLA	UCLA 1-0
NCAA Tournament	UCLA 1-0
12/2/11	H 3-0 W

MEMPHIS

All-Time	UCLA 1-0
Neutral	UCLA 1-0
9/16/83	N 2-0 W

MICHIGAN

All-Time	UCLA 3-0
At Michigan	UCLA 1-0
Neutral	UCLA 2-0
8/31/01	N 3-0 W
9/1/96	N 3-1 W
9/8/95	A 3-1 W

MICHIGAN STATE

All-Time	UCLA 3-1
At UCLA	Tied 1-1
Neutral	UCLA 2-0
NCAA Tournament	Tied 1-1
Streak	Michigan State +1
12/1/12	H 1-3 L
12/3/00	H 3-2 W
9/8/00	N 3-1 W
2/3/72	N 2-0 W

MINNESOTA

All-Time	UCLA 4-1
At Minnesota	Minnesota 1-0
Neutral	UCLA 4-0
Streak	UCLA +1
8/31/03	N 3-0 W
9/6/02	A 0-3 L
9/6/01	N 3-0 W
9/4/99	N 3-2 W
9/1/95	N 3-0 W

MISSISSIPPI

All-Time	UCLA 1-0
At Mississippi	UCLA 1-0
12/11/75	N 2-0 W

MISSOURI STATE

All-Time	UCLA 6-0
Neutral	UCLA 6-0
9/10/04	N 3-0 W
12/12/80	N 2-0 W
12/8/78	N 2-0 W
12/9/77	N 3-1 W
12/14/73	N 2-0 W
2/2/73	N 2-1 W

MONTANA

All-Time	UCLA 1-0
At Montana	UCLA 1-0
9/6/03	A 3-0 W

MONTANA STATE

All-Time	UCLA 1-0
At UCLA	UCLA 1-0
11/6/82	H 2-0 W

MORGAN STATE

All-Time	UCLA 1-0
At UCLA	UCLA 1-0
NCAA Tournament	UCLA 1-0
12/2/00	H 3-0 W

NEBRASKA

All-Time	Nebraska 10-4
At UCLA	UCLA 1-0
At Nebraska	Nebraska 4-3
Neutral	Nebraska 6-0
NCAA Tournament	Nebraska 4-1
Streak	Nebraska +1
8/25/12	A 2-3 L
9/13/09	A 3-2 W
8/25/07	N 1-3 L
12/14/06	N 1-3 L
12/9/05	A 0-3 L
12/12/03	A 3-1 W
9/9/01	A 0-3 L
9/10/00	N 2-3 L
12/9/95	A 0-3 L
11/14/92	H 3-0 W
9/14/91	A 3-1 W
9/6/90	N 2-3 L
12/14/89	N 0-3 L
11/15/86	N 0-3 L

NEVADA

All-Time	UCLA 2-0
At Nevada	UCLA 2-0
9/5/08	A 3-0 W
9/3/05	A 3-2 W

NEW MEXICO

All-Time	UCLA 6-0
At UCLA	UCLA 2-0
At New Mexico	UCLA 2-0
Neutral	UCLA 2-0
NCAA Tournament	UCLA 3-0
11/30/02	A 3-0 W
12/5/93	H 3-0 W
9/2/93	A 3-1 W
12/12/91	N 3-0 W
12/7/90	H 3-1 W
2/5/71	N 3-0 W

NORTH CAROLINA

All-Time	UCLA 2-0
Neutral	UCLA 2-0
9/6/97	N 3-1 W
12/8/77	N 2-0 W

NORTHERN ILLINOIS

All-Time	UCLA 1-0
At UCLA	UCLA 1-0
10/9/86	H 2-0 W

NORTHERN IOWA

All-Time	Northern Iowa 1-0
Neutral	Northern Iowa 1-0
9/7/02	N 0-3 L

NORTHEASTERN

All-Time	UCLA 1-0
Neutral	UCLA 1-0
8/31/12	N 3-0 W

NORTHWESTERN

All-Time	UCLA 1-0
At Northwestern	UCLA 1-0
9/20/08	A 3-1 W

NOTRE DAME

All-Time	UCLA 3-0
At Notre Dame	UCLA 1-0
Neutral	UCLA 2-0
8/24/12	N 3-1 W
9/7/01	N 3-0 W
9/9/00	A 3-0 W

OHIO

All-Time	UCLA 1-0
Neutral	UCLA 1-0
8/29/08	N 3-0 W

OHIO STATE

All-Time	UCLA 9-1
At UCLA	UCLA 2-0
Neutral	UCLA 7-1
NCAA Tournament	UCLA 3-0
Streak	UCLA +3
9/2/11	N 3-1 W
9/1/02	N 3-0 W
12/5/99	H 3-0 W
9/6/98	N 2-3 L
12/8/95	N 3-0 W
9/9/95	N 3-2 W
12/19/91	H 3-0 W
9/7/90	N 3-1 W
9/24/83	N 3-0 W
12/10/76	N 2-0 W

OKLAHOMA

All-Time	UCLA 1-0
Neutral	UCLA 1-0

NCAA Tournament	UCLA 1-0
12/8/06	N 3-0 W

PACIFIC

All-Time	UCLA 13-12
At UCLA	UCLA 3-2
At Pacific	Pacific 7-4
Neutral	UCLA 6-3
NCAA Tournament	UCLA 3-1
Streak	UCLA +5
12/8/00	N 3-1 W
9/18/94	N 3-1 W
11/27/93	A 3-1 W
12/15/90	N 3-0 W
11/24/90	A 3-2 W
11/25/89	A 2-3 L
10/6/87	H 3-2 W
10/11/86	H 3-2 W
12/20/85	N 1-3 L
11/17/85	A 2-3 L
11/10/84	A 2-3 L
10/12/84	H 3-1 W
12/17/83	N 3-2 W
11/12/83	A 0-3 L
11/5/83	H 0-2 L
12/4/81	H 0-3 L
11/14/81	A 1-3 L
12/13/80	N 2-3 L
11/15/80	A 0-3 L
9/12/80	N 1-3 L
12/8/79	N 3-1 W
11/23/79	N 3-2 W
11/11/79	A 2-3 L
10/15/78	A 3-1 W
10/2/77	A 3-0 W

PENN

All-Time	UCLA 2-0
Neutral	UCLA 2-0
NCAA Tournament	UCLA 1-0
9/17/10	N 3-0 W
11/30/01	N 3-0 W

PENN STATE

All-Time	UCLA 8-4
At Penn State	Tied 1-1
Neutral	UCLA 7-3
NCAA Tournament	UCLA 5-1
Streak	UCLA +1
12/9/11	N 3-1 W
8/30/08	N 0-3 L
12/10/04	N 3-1 W
12/1/01	A 3-0 W
8/25/00	N 3-2 W
12/10/99	A 0-3 L
9/11/98	N 0-3 L
12/15/94	N 3-2 W
9/8/94	N 1-3 L
9/9/93	N 3-1 W
9/15/89	N 3-1 W
12/8/83	N 3-0 W

PITTSBURGH

All-Time	UCLA 4-0
Neutral	UCLA 4-0
9/15/07	N 3-0 W
9/3/99	N 3-0 W
9/6/96	N 3-0 W
9/1/90	N 3-2 W

PORTLAND

All-Time	UCLA 1-0
At Portland	UCLA 1-0
9/13/02	A 3-0 W

PORTLAND STATE

All-Time	UCLA 3-0
At Portland State	UCLA 2-0
Neutral	UCLA 1-0
10/5/80	A 3-0 W

12/11/75	N 2-0 W
12/13/74	A 2-0 W

PURDUE

All-Time	UCLA 2-0
Neutral	UCLA 2-0
NCAA Tournament	UCLA 1-0
12/11/81	N 3-2 W
12/6/79	N 2-0 W

QUINNIPIAC

All-Time	UCLA 1-0
Neutral	UCLA 1-0
8/26/11	N 3-0 W

RHODE ISLAND

All-Time	UCLA 1-0
Neutral	UCLA 1-0
9/7/02	N 3-0 W

RICE

All-Time	UCLA 1-0
Neutral	UCLA 1-0
11/29/02	N 3-0 W

SACRAMENTO STATE

All-Time	UCLA 1-0
Neutral	UCLA 1-0
11/24/78	N 2-0 W

SAINT MARY'S

All-Time	UCLA 2-0
At Saint Mary's	UCLA 1-0
Neutral	UCLA 1-0
9/3/10	N 3-1 W
11/11/01	A 3-0 W

SAM HOUSTON STATE

All-Time	UCLA 1-0
Neutral	UCLA 1-0
12/14/73	N 2-0 W

SAMFORD

All-Time	UCLA 1-0
Neutral	UCLA 1-0
9/4/04	N 3-0 W

SAN DIEGO

All-Time	UCLA 7-0
At UCLA	UCLA 3-0
At San Diego	UCLA 1-0
Neutral	UCLA 3-0
NCAA Tournament	UCLA 3-0
12/3/11	H 3-1 W
8/28/10	N 3-0 W
9/15/07	A 3-2 W
12/3/05	H 3-0 W
9/3/05	N 3-1 W
12/5/03	H 3-0 W
9/7/96	N 3-1 W

SAN DIEGO STATE

All-Time	UCLA 49-12
At UCLA	UCLA 23-6
At San Diego State	UCLA 21-5
Neutral	UCLA 5-1
NCAA Tournament	UCLA 1-1
Streak	UCLA +12
9/8/12	N 3-0 W
10/8/98	A 3-0 W
10/31/95	H 3-1 W
10/4/94	A 3-0 W
11/10/93	H 3-1 W
11/3/92	A 3-0 W
9/27/91	H 3-1 W
9/18/80	A 3-2 W
11/8/89	H 3-1 W
9/2/88	A 3-0 W

11/4/87	H 3-1 W
9/4/87	A 3-1 W
11/5/86	A 2-3 L
10/1/86	H 2-3 L
11/13/85	H 3-1 W
10/22/85	A 3-0 W
10/11/85	H 3-2 W
11/3/84	H 2-1 W
10/23/84	A 3-0 W
10/3/84	H 1-3 L
10/19/83	H 3-2 W
9/20/83	A 3-2 W
12/10/82	H 1-3 L
11/7/82	H 0-2 L
10/28/82	H 2-3 L
9/28/82	A 2-3 L
12/18/81	H 3-1 W
11/13/81	A 2-3 L
10/1/81	H 2-3 L
9/19/81	A 2-0 W
12/12/80	N 3-1 W
11/7/80	H 3-1 W
10/1/80	A 3-1 W
9/20/80	A 0-2 L
9/10/80	N 3-1 W
12/8/79	N 3-1 W
11/23/79	A 3-0 W
11/6/79	A 1-3 L
11/2/79	H 2-1 W
10/4/79	H 3-0 W
9/22/79	A 2-0 W
11/25/78	N 2-0 W
11/24/78	N 1-2 L
11/11/78	A 3-1 W
10/11/78	H 3-1 W
11/15/77	H 3-1 W
10/28/77	A 3-1 W
11/17/76	A 3-1 W
10/19/76	H 3-1 W
10/31/75	H 2-0 W
10/10/75	A 2-1 W
11/16/74	A 2-1 W
11/8/74	H 2-0 W
11/2/74	H 2-0 W
11/10/73	H 2-1 W
10/27/73	A 2-1 W
11/4/72	H 2-0 W
10/14/72	A 2-1 W
10/23/71	A 2-1 W
11/6/70	H 2-0 W
10/16/70	H 3-0 W

SAN FRANCISCO

All-Time	UCLA 1-0
Neutral	UCLA 1-0
9/11/02	N 3-1 W

SAN JOSE STATE

All-Time	UCLA 9-1
At UCLA	UCLA 5-0
At San Jose State	UCLA 3-0
Neutral	UCLA 1-1
NCAA Tournament	UCLA 1-0
Streak	UCLA +1
9/2/10	A 3-0 W
9/6/86	N 0-2 L
12/14/84	H 3-0 W
10/31/80	H 2-0 W
10/5/79	H 3-0 W
11/25/78	N 2-0 W
10/14/78	A 3-1 W
10/21/77	H 3-1 W
10/16/76	H 3-0 W
10/1/76	A 3-0 W

SANTA CLARA

All-Time	UCLA 3-1
At Santa Clara	Santa Clara 1-0
Neutral	UCLA 3-0
Streak	UCLA +2
8/28/09	N 3-0 W

9/9/04	N 3-0 W
9/16/98	A 1-3 L
9/14/84	N 2-0 W

SEATTLE UNIVERSITY

All-Time	UCLA 1-0
Neutral	UCLA 1-0
9/6/08	N 3-0 W

SOUTHERN MISSISSIPPI

All-Time	UCLA 2-0
Neutral	UCLA 2-0
9/8/07	N 3-0 W
9/9/04	N 3-0 W

TENNESSEE TECH

All-Time	UCLA 1-0
Neutral	UCLA 1-0
8/26/06	N 3-0 W

TEXAS

All-Time	UCLA 16-8
At UCLA	UCLA 2-1
At Texas	UCLA 10-4
Neutral	UCLA 4-3
NCAA Tournament	Tied 3-3
Streak	UCLA +1
12/10/11	N 3-1 W
12/4/10	A 1-3 L
12/12/08	A 1-3 L
9/12/03	A 3-0 W
9/12/98	N 0-3 L
9/12/97	A 1-3 L
11/25/95	N 1-3 L
9/2/95	N 3-0 W
10/26/91	H 0-3 L
9/9/89	N 3-1 W
12/15/88	N 0-3 L
9/29/88	A 3-0 W
9/28/88	A 3-1 W
9/23/87	A 3-1 W
9/22/87	A 3-0 W
9/27/86	A 3-1 W
9/26/86	A 2-3 L
12/14/85	A 3-0 W
9/14/85	A 3-0 W
9/13/85	A 3-0 W
12/9/84	A 3-1 W
11/4/83	H 2-0 W
9/12/81	N 2-0 W
10/31/80	H 3-0 W

TEXAS A&M

All-Time	UCLA 4-0
At Texas A&M	UCLA 1-0
Neutral	UCLA 3-0
9/4/04	A 3-0 W
9/3/00	N 3-1 W
9/17/81	N 2-1 W
12/7/78	N 2-0 W

TEXAS A&M-CORPUS CHRISTI

All-Time	UCLA 1-0
Neutral	UCLA 1-0
9/11/03	N 3-0 W

TEXAS-ARLINGTON

All-Time	UCLA 6-0
At UCLA	UCLA 2-0
Neutral	UCLA 4-0
9/11/03	N 3-0 W
10/25/91	H 3-0 W
10/10/86	H 2-0 W
12/12/75	N 2-0 W
12/13/74	N 2-0 W
12/13/73	N 2-0 W

TEXAS STATE

All-Time	UCLA 2-0
----------	----------

Neutral	UCLA 2-0
9/8/06	N 3-1 W
2/3/73	N 2-0 W

TOLEDO

All-Time	UCLA 1-0
Neutral	UCLA 1-0
9/14/02	N 3-0 W

TOWSON

All-Time	UCLA 1-0
At Towson	UCLA 1-0
9/12/06	A 3-0 W

UAB

All-Time	UCLA 1-0
At UCLA	UCLA 1-0
NCAA Tournament	UCLA 1-0
12/1/06	H 3-0 W

UC DAVIS

All-Time	UCLA 2-0
At UC Davis	UCLA 1-0
Neutral	UCLA 1-0
10/1/77	A 3-0 W
10/11/75	N 2-0 W

UC IRVINE

All-Time	UCLA 11-0
At UCLA	UCLA 6-0
At UC Irvine	UCLA 3-0
Neutral	UCLA 2-0
NCAA Tournament	UCLA 1-0
9/4/10	A 3-0 W
9/7/07	A 3-1 W
12/6/03	H 3-0 W
9/12/83	H 2-0 W
9/17/82	N 2-0 W
10/8/76	H 3-0 W
10/28/75	A 2-1 W
10/11/75	N 2-0 W
10/8/75	H 2-0 W
11/2/74	H 2-0 W
12/7/73	H W

UC RIVERSIDE

All-Time	UCLA 11-0
At UCLA	UCLA 1-0
At UC Riverside	UCLA 2-0
Neutral	UCLA 8-0
9/4/10	N 3-0 W
9/3/08	A 3-0 W
9/9/86	N 2-0 W
9/6/86	N 2-0 W
9/12/83	H 2-0 W
9/17/82	N 2-0 W
9/24/77	N 2-0 W
11/29/74	N 2-0 W
11/4/74	A 3-0 W
11/30/73	N W
12/1/72	N 2-0 W

UC SANTA BARBARA

All-Time	UCLA 61-9
At UCLA	UCLA 28-1
At UC Santa Barbara	UCLA 24-6
Neutral	UCLA 9-2
NCAA Tournament	UCSB 2-0
Streak	UCLA +1
9/1/12	A 3-1 W
12/6/98	A 1-3 L
10/14/98	H 3-2 W
12/7/97	A 2-3 L
10/14/97	A 1-3 L
10/1/96	H 3-1 W
11/7/95	A 3-0 W
10/25/94	H 3-1 W
10/12/93	A 3-0 W
10/14/92	H 3-0 W
10/2/91	A 3-2 W

11/7/89	H 3-2 W
10/11/89	A 3-0 W
11/22/88	H 3-0 W
10/19/88	A 3-2 W
10/28/87	H 2-3 L
10/13/87	A 3-1 W
9/8/87	N 2-0 W
10/22/86	H 3-2 W
10/10/86	H 3-0 W
10/3/86	A 0-3 L
10/30/85	H 3-1 W
10/12/85	H 3-0 W
9/10/85	H 2-0 W
11/7/84	H 3-1 W
10/5/84	A 3-1 W
9/15/84	N 2-0 W
11/5/83	H 2-0 W
10/25/83	H 3-0 W
10/14/83	A 3-0 W
9/17/83	N 2-1 W
9/12/83	H 2-1 W
11/23/82	H 3-0 W
10/30/82	N 3-1 W
10/6/82	A 3-2 W
9/11/82	N 2-0 W
11/24/81	H 3-1 W
10/28/81	A 1-3 L
12/11/80	A 2-0 W
11/28/80	N 3-2 W
10/9/80	A 3-1 W
10/31/79	A 1-3 L
10/21/78	A 3-2 W
11/22/77	H 3-0 W
10/22/77	A 3-0 W
9/24/77	N 2-0 W
11/23/76	A 3-2 W
10/6/76	H 3-0 W
10/2/76	N 2-0 W
11/21/75	A 2-0 W
11/14/75	H 2-0 W
11/1/75	H 2-0 W
10/24/75	A 2-0 W
12/7/74	N 1-2 L
11/15/74	H 2-0 W
10/25/74	H 2-0 W
12/15/73	N 1-2 L
12/7/73	A W
12/1/73	A W
11/30/73	A W
11/8/73	H 2-0 W
11/3/73	H 2-0 W
10/5/73	A 2-0 W
11/30/72	N 2-0 W
11/17/72	H 2-0 W
11/11/72	H 2-0 W
10/28/72	A 2-0 W
10/22/71	H 2-0 W
10/15/71	A 2-0 W
10/28/70	A 2-0 W

UNLV

All-Time	UCLA 1-0
At UNLV	UCLA 1-0
9/4/09	A 3-0 W

UTAH STATE

All-Time	UCLA 6-4
At UCLA	UCLA 2-0
At Utah State	Utah State 1-0
Neutral	UCLA 4-3
Streak	UCLA +3
9/14/84	N 2-0 W
9/19/81	N 2-1 W
9/12/80	N 3-0 W
12/8/79	N 0-3 L
10/20/79	A 0-3 L
12/9/78	N 1-3 L
9/23/78	N 2-3 L
12/8/77	N 2-0 W
11/7/77	H 3-0 W
11/5/77	H 2-0 W

UTEP

All-Time	UCLA 1-0
Neutral	UCLA 1-0
9/20/80	N 2-0 W

VIRGINIA

All-Time	UCLA 2-0
Neutral	UCLA 2-0
NCAA Tournament	UCLA 1-0
9/11/09	N 3-1 W
12/5/98	N 3-1 W

WEBER STATE

All-Time	UCLA 2-0
Neutral	UCLA 2-0
9/19/08	N 3-0 W
9/7/96	N 3-1 W

WESTERN MICHIGAN

All-Time	UCLA 4-0
At Western Michigan	UCLA 1-0
Neutral	UCLA 3-0
NCAA Tournament	UCLA 1-0
8/29/09	N 3-0 W
8/26/06	N 3-0 W
11/30/85	A 3-0 W
12/9/83	N 3-0 W

WILLIAM AND MARY

All-Time	UCLA 1-0
Neutral	UCLA 1-0
9/8/07	N 3-0 W

WINTHROP

All-Time	UCLA 1-0
Neutral	UCLA 1-0
12/13/73	N 2-0 W

WISCONSIN

All-Time	Tied 2-2
At Wisconsin	Wisconsin 2-1
Neutral	UCLA 1-0
NCAA Tournament	Wisconsin 1-0
Streak	Wisconsin +2
9/18/05	A 0-3 L
12/9/00	A 2-3 L
9/17/94	N 3-0 W
9/1/90	A 3-1 W

WRIGHT STATE

All-Time	UCLA 1-0
Neutral	UCLA 1-0
9/10/99	N 3-1 W

WYOMING

All-Time	UCLA 4-0
At UCLA	UCLA 1-0
At Wyoming	UCLA 2-0
Neutral	UCLA 1-0
NCAA Tournament	UCLA 1-0
9/20/94	A 3-0 W
9/14/91	N 3-0 W
12/9/89	H 3-0 W
9/4/85	A 3-1 W

VS. LOWER DIVISION TEAMS

BYU-Hawaii (D-II)	2-0
Cal Poly Pomona (D-II)	5-0
Cal State Los Angeles (D-II)	6-0
Central Oklahoma (D-II)	1-0
College of Mount St. Joseph (D-III)	1-0
College of Staten Island (D-III)	1-0
College of Wooster (D-III)	1-0
El Camino College (JC)	1-0
Minnesota State (D-II)	1-0
Occidental College (D-III)	2-0
Salisbury University (D-III)	1-0
San Diego Mesa College (JC)	1-0
Southern Connecticut State (D-II)	1-0
Springfield College (D-III)	1-0
Sul Ross State (D-III)	1-0
SUNY Cortland (D-III)	2-0
Texas Woman's University (D-II)	0-1
UC San Diego (D-II)	2-0
West Georgia (D-II)	1-0



LAINEY GERA



DICEY MCGRAW



BOJANA TODOROVIC

A

Chris Accornero 1970												
YR	SP-MP	K	E	TA	PCT	A	SA	DIG	BS	BA	TB	
'94	6-4	0	0	0	.000	0	0	3	0	0	0	

Mariana Aquino 2010-												
YR	SP-MP	K	E	TA	PCT	A	SA	DIG	BS	BA	TB	
'10	81-27	94	30	212	.302	5	3	25	8	61	69	
'11	101-34	169	45	380	.326	12	12	52	3	110	113	
'12	98-29	110	28	239	.343	22	21	50	5	91	96	
TOT	280-90	373	103	831	.325	39	36	127	16	262	278	

B

Elisabeth Bachman 1996-2000												
YR	SP-MP	K	E	TA	PCT	A	SA	DIG	BS	BA	TB	
'96	113-31	255	78	597	.296	4	0	55	18	114	132	
'97*	6-3	9	2	18	.389	0	0	1	4	3	7	
'98	110-28	364	83	764	.368	13	8	105	39	128	167	
'99	104-32	250	43	483	.429	11	0	42	29	109	138	
'00	124-33	430	100	908	.363	22	0	55	34	144	178	
TOT	457-127	1308	306	2770	.362	50	8	258	124	498	622	

* - redshirt year

Wendy Baldwin 1978-1981												
YR	MP	K	E	TA	PCT	A	SA	DIG	BS	BA	TB	
'78	11	18	6	49	.245	-	3	10	-	-	3	
'79	28	53	31	157	.140	-	30	20	-	-	15	
'80	44	61	34	205	.132	-	41	33	-	-	20	
'81	29	83	42	209	.196	-	28	21	-	-	28	
TOT	112	215	113	620	.165	-	102	84	-	-	66	

Amy Banachowski 1991-1993												
YR	SP-MP	K	E	TA	PCT	A	SA	DIG	BS	BA	TB	
'91	37-21	8	5	24	.125	2	7	39	0	2	2	
'92	26-22	0	1	2	-.500	2	0	17	0	0	0	
'93	103-31	3	0	8	.375	16	13	135	0	0	0	
TOT	166-74	11	6	34	.147	20	20	191	0	2	2	

Nancy Barba 2002-2005												
YR	SP-MP	K	E	TA	PCT	A	SA	DIG	BS	BA	TB	
'02	40-13	54	17	116	.319	7	0	14	3	29	32	
'03	64-28	66	19	134	.351	5	1	11	3	28	31	
'04	83-29	143	54	346	.257	3	0	15	5	36	41	
'05	99-31	242	88	529	.291	4	2	58	6	65	71	
TOT	286-101	505	178	1125	.291	19	3	98	17	158	175	

Julie Barnes 1984-1987												
YR	SP-MP	K	E	TA	PCT	A	SA	DIG	BS	BA	TB	
'84	82-31	1	4	8	-.375	12	25	86	0	0	0	
'85	108-29	3	4	11	-.091	30	30	210	0	0	0	
'86	122-39	3	7	19	-.211	14	18	212	0	0	0	
'87	114-33	8	6	27	.074	12	15	247	0	0	0	
TOT	426-132	15	21	65	-.092	68	88	755	0	0	0	

Susie Baumeister 1973												
-----------------------	--	--	--	--	--	--	--	--	--	--	--	--

Suzy Bearer 1980												
YR	MP	K	E	TA	PCT	A	SA	DIG	BS	BA	TB	
'80	2	0	0	1	.000	-	0	2	-	-	0	

Jeanne Beauprey 1979-1982												
YR	MP	K	E	TA	PCT	A	SA	DIG	BS	BA	TB	
'79	39	287	72	641	.335	-	15	33	-	-	79	
'80	48	308	97	741	.285	-	41	45	-	-	110	
'81	44	377	117	832	.312	-	58	82	-	-	123	
'82	38	393	139	826	.308	-	28	34	19	84	103	
TOT	169	1365	425	3040	.309	-	142	194	19	84	415	

Sharyl Bilas 1985-1986												
YR	SP-MP	K	E	TA	PCT	A	SA	DIG	BS	BA	TB	
'85	28-15	34	17	112	.152	1	1	14	6	20	26	
'86	125-38	276	93	588	.311	21	9	244	29	123	152	
TOT	153-53	310	110	700	.286	22	10	258	35	143	178	

Hannah Boland 2012-												
YR	SP-MP	K	E	TA	PCT	A	SA	DIG	BS	BA	TB	
'12	21-12	21	7	43	.326	2	0	2	2	10	12	

Marissa Borelli 2001												
YR	MP	K	E	TA	PCT	A	SA	DIG	BS	BA	TB	
'01	7-4	0	0	1	.000	0	1	10	0	0	0	

Ashley Bowles 1998-2001												
YR	SP-MP	K	E	TA	PCT	A	SA	DIG	BS	BA	TB	
'98	110-28	491	186	1211	.252	28	34	295	7	35	42	
'99	107-32	348	160	924	.203	111	30	330	5	70	75	
'00	121-33	430	170	1096	.237	116	33	328	6	68	74	
'01	103-30	387	162	1014	.222	63	48	316	7	51	58	
TOT	441-123	1656	678	4245	.230	318	145	1269	25	224	249	

Colleen Boyd 1970-1972												
------------------------	--	--	--	--	--	--	--	--	--	--	--	--

Amy Boyer 1991-1992												
YR	SP-MP	K	E	TA	PCT	A	SA	DIG	BS	BA	TB	
'91	15-9	0	1	1	-1.000	10	0	7	0	0	0	
'92	21-18	4	5	12	-.083	129	4	18	0	2	2	
TOT	36-27	4	6	13	-.154	139	4	25	0	2	2	

Ann Boyer 1985-1988												
YR	SP-MP	K	E	TA	PCT	A	SA	DIG	BS	BA	TB	
'85	78-28	91	49	288	.146	827	23	171	10	59	69	
'86	133-39	149	85	392	.163	1684	43	271	18	74	92	
'87	134-38	181	61	432	.278	1778	37	340	12	97	109	
'88	109-33	172	61	395	.281	1378	33	328	10	75	85	
TOT	454-138	593	256	1507	.224	5667	136	1110	50	305	355	

Michelle Boyette 1982-1985												
YR	SP-MP	K	E	TA	PCT	A	SA	DIG	BS	BA	TB	
'82	35	30	17	97	.134	-	16	9	-	-	7	
'83	50	266	142	679	.183	465*	56	209	9	89	98	
'84	34	167	47	396	.303	1013	46	199	10	55	65	
'85	24	93	48	238	.189	961	29	200	3	43	46	
TOT	143	556	254	1410	.214	2439*	147	617	22	194	216	

* - incomplete stats

Paige Bradley 1987												
YR	SP-MP	K	E	TA	PCT	A	SA	DIG	BS	BA	TB	
'87	10-7	0	1	1	-1.000	0	1	1	0	1	1	

Julie Bremner 1991-1993												
YR	SP-MP	K	E	TA	PCT	A	SA	DIG	BS	BA	TB	
'91	92-35	73	24	162	.302	1046	19	229	3	62	65	
'92	103-34	66	22	178	.247	1468	15	265	9	59	68	
'93	117-32	107	29	297	.263	1575	20	375	6	79	85	
TOT	312-101	246	75	637	.268	4089	54	869	18	200	218	

Leslie Brewer 1983-1986												
YR	SP-MP	K	E	TA	PCT	A	SA	DIG	BS	BA	TB	
'83	24	66	29	155	.239	-	11	12	3	10	13	
'84	79-27	119	40	332	.238	16	8	55	8	34	42	
'85	96-34	204	54	490	.306	29	2	69	5	51	56	
'86	70-23	177	61	408	.284	27	9	98	11	44	55	
TOT	245-108	566	184	1385	.276	72	30	234	27	139	166	

Stacy Brittain 1981												
YR	MP	K	E	TA	PCT	A	SA	DIG	BS	BA	TB	
'81	36	114	47	293	.229	-	29	37	-	-	58	

||
||
||

Sheila Cornell 1982-1983											
YR	MP	K	E	TA	PCT	A	SA	DIG	BS	BA	TB
'82	32	0	1	2	.500	0	13	0	0	0	0
'83	39	0	0	1	.000	0	4	11	1	0	1
TOT	71	0	1	3	-.333	0	17	11	1	0	1

Jenny Crocker 1985-1986, 1988-1989											
YR	SP-MP	K	E	TA	PCT	A	SA	DIG	BS	BA	TB
'85	33-17	63	41	189	.116	8	4	49	2	12	14
'86	94-29	306	135	793	.216	15	15	183	7	35	42
'88	112-33	247	82	562	.294	126	28	243	5	63	68
'89	82-29	29	21	105	.076	33	19	152	2	9	11
TOT	321-108	645	279	1649	.222	182	66	627	16	119	135

Suzie Crone 1980-1981											
YR	MP	K	E	TA	PCT	A	SA	DIG	BS	BA	TB
'80	11	1	1	3	.000	-	3	8	-	-	2
'81	13	4	1	13	.231	-	11	9	-	-	0
TOT	24	5	2	16	.188	-	14	17	-	-	2

Heather Cullen 2001-2004											
YR	SP-MP	K	E	TA	PCT	A	SA	DIG	BS	BA	TB
'01	58-25	85	35	232	.216	20	11	84	1	29	30
'02	113-33	309	131	784	.227	40	30	181	2	55	57
'03	118-32	337	158	952	.188	41	17	277	12	73	85
'04	46-20	109	55	330	.164	4	3	82	4	19	23
TOT	335-110	840	379	2298	.201	105	61	624	19	176	195

D Ali Daley 2006-2008											
YR	SP-MP	K	E	TA	PCT	A	SA	DIG	BS	BA	TB
'06	111-36	324	104	909	.242	36	13	254	5	68	73
'07	118-32	435	181	1413	.180	47	39	432	16	78	94
'08	114-32	353	111	1133	.214	40	23	340	15	58	73
TOT	343-100	1112	396	3455	.207	123	75	1026	36	204	240

Mary Delsol 1975-1976											
-----------------------	--	--	--	--	--	--	--	--	--	--	--

Miriam Denard 2002											
YR	SP-MP	K	E	TA	PCT	A	SA	DIG	BS	BA	TB
'02	1-1	0	0	0	.000	0	0	0	0	0	0

Debbie Dick 1979-1980											
YR	MP	K	E	TA	PCT	A	SA	DIG	BS	BA	TB
'79	36	253	93	672	.238	-	16	53	-	-	30
'80	39	189	55	495	.271	-	10	65	-	-	55
TOT	75	442	148	1167	.252	-	26	118	-	-	85

Ali Dickson 1987-1988											
YR	SP-MP	K	E	TA	PCT	A	SA	DIG	BS	BA	TB
'87	30-11	18	13	75	.067	14	7	39	1	10	11
'88	2-2	1	0	2	.500	0	0	1	0	0	0
TOT	32-13	19	13	77	.078	14	7	40	1	10	11

Kim Dolphin 2009-2010											
YR	SP-MP	K	E	TA	PCT	A	SA	DIG	BS	BA	TB
'10	2-1	1	0	1	1.000	0	0	0	0	0	0

Stacy Dominguez 2004-2005											
YR	SP-MP	K	E	TA	PCT	A	SA	DIG	BS	BA	TB
'04	1-1	0	0	0	.000	0	0	0	0	0	0
'05	1-1	0	0	0	.000	0	0	0	0	0	0
TOT	2-2	0	0	0	.000	0	0	0	0	0	0

Diana Douglas 2006-2007											
YR	SP-MP	K	E	TA	PCT	A	SA	DIG	BS	BA	TB
'07	5-5	1	0	3	.333	0	0	8	0	0	0

Karly Drolson 2012-											
YR	SP-MP	K	E	TA	PCT	A	SA	DIG	BS	BA	TB
'12	35-19	0	0	1	.000	10	2	58	0	0	0

Jo Duarte 1970											
----------------	--	--	--	--	--	--	--	--	--	--	--

Priscilla Duke-Ezeji 2011											
YR	SP-MP	K	E	TA	PCT	A	SA	DIG	BS	BA	TB
'11	23-14	45	29	121	.132	0	0	17	1	4	5

Kate Dwyer 1999											
YR	SP-MP	K	E	TA	PCT	A	SA	DIG	BS	BA	TB
'99	1-1	0	0	0	.000	7	1	1	0	0	0

Devon Dykstra 2009											
YR	SP-MP	K	E	TA	PCT	A	SA	DIG	BS	BA	TB
'09	1-1	0	0	0	.000	1	0	2	0	0	0

E Carrie Eastman 1975-1976											
----------------------------	--	--	--	--	--	--	--	--	--	--	--

Angela Eckmier 1998-2002											
YR	SP-MP	K	E	TA	PCT	A	SA	DIG	BS	BA	TB
'98	28-14	26	13	74	.176	3	2	37	0	18	18
'99	36-20	47	15	78	.410	4	0	12	6	22	28
'01	89-29	180	63	367	.319	11	1	26	27	89	116
'02	79-24	146	73	320	.228	7	11	49	16	75	91
TOT	232-87	399	164	839	.280	25	14	124	49	204	253

Lyn Embree 1996-1997, 1999											
YR	SP-MP	K	E	TA	PCT	A	SA	DIG	BS	BA	TB
'96	23-8	54	38	142	.113	7	5	49	0	5	5
'97	34-12	63	39	167	.144	7	1	53	4	17	21
'99	3-2	13	6	29	.241	0	0	5	0	3	3
TOT	60-22	130	83	338	.139	14	6	107	4	25	29

Lisa Ettesvold 1983-1986											
YR	SP-MP	K	E	TA	PCT	A	SA	DIG	BS	BA	TB
'83	24	46	19	103	.262	1	11	35	2	17	19
'84	78-31	124	40	293	.287	5	20	66	18	35	53
'85	126-36	320	97	824	.271	28	54	252	21	119	140
'86	135-41	400	107	914	.321	32	42	370	34	127	161
TOT	339-132	890	263	2134	.294	66	127	723	75	298	373

Jenny Evans 1988-1992											
YR	SP-MP	K	E	TA	PCT	A	SA	DIG	BS	BA	TB
'88	100-32	282	156	750	.168	24	13	242	12	40	52
'89	104-33	283	139	719	.200	21	16	280	10	57	67
'90	133-37	507	182	1258	.258	43	37	469	8	85	93
'91*	18-5	4	4	16	.000	4	0	38	0	1	1
'92	81-34	202	91	496	.224	13	12	205	5	33	38
TOT	436-141	1278	572	3239	.218	105	78	1234	35	216	251

* - redshirt year

Sue Ewing 1975-1976, 1978-1979											
YR	MP	K	E	TA	PCT	A	SA	DIG	BS	BA	TB
'75-76	No Stats Available										
'78	23	81	32	223	.220	-	11	9	-	-	11
'79	38	257	59	615	.322	-	22	48	-	-	55
TOT	61	338	91	838	.295	-	33	57	-	-	66

F Nicole Favreau 2010											
-----------------------	--	--	--	--	--	--	--	--	--	--	--

Lauren Fendrick										1999-2002		
YR	SP-MP	K	E	TA	PCT	A	SA	DIG	BS	BA	TB	
'99	84-30	213	87	573	.220	21	24	206	5	38	43	
'00	115-33	321	119	903	.224	38	54	323	9	53	62	
'01	101-30	398	116	982	.287	29	20	250	7	41	48	
'02	118-34	424	189	1252	.188	23	27	359	15	48	63	
TOT	418-127	1356	511	3710	.228	111	125	1138	36	180	216	

Mari Hole 2009-2010											
YR	SP-MP	K	E	TA	PCT	A	SA	DIG	BS	BA	TB
'09	70-29	144	78	362	.182	10	5	95	1	23	24
'10	29-17	60	33	145	.186	3	2	31	4	4	8
TOT	99-46	204	111	507	.183	13	7	126	5	27	32

Laura Holloway 2007-2008											
YR	SP-MP	K	E	TA	PCT	A	SA	DIG	BS	BA	TB
'08	26-15	13	11	53	.038	0	1	22	0	1	1

Lisa Hudak 1989-1992											
YR	SP-MP	K	E	TA	PCT	A	SA	DIG	BS	BA	TB
'89	41-20	34	25	88	.102	3	7	31	10	28	38
'90	105-34	183	63	445	.270	13	4	78	17	114	131
'91	104-35	206	78	492	.260	17	8	162	15	115	130
'92	81-34	180	61	404	.295	13	12	131	12	77	89
TOT	331-123	603	227	1429	.263	46	31	402	54	334	388

Rachel Inouye 2012-											
YR	SP-MP	K	E	TA	PCT	A	SA	DIG	BS	BA	TB
'12	1-1	0	0	0	.000	0	0	3	0	0	0

Mary Isley 1970-1971											
----------------------	--	--	--	--	--	--	--	--	--	--	--

Tammy Jackson 2003-2005											
YR	SP-MP	K	E	TA	PCT	A	SA	DIG	BS	BA	TB
'03	4-3	0	0	0	.000	1	0	1	0	0	0
'04	24-10	4	1	13	.231	189	0	49	0	4	4
'05	2-2	0	0	0	.000	3	0	1	0	0	0
TOT	30-15	4	1	13	.231	193	0	51	0	4	4

Nikki Jagd 2006-2007											
YR	SP-MP	K	E	TA	PCT	A	SA	DIG	BS	BA	TB
'06	11-9	2	0	8	.250	59	0	11	0	0	0
'07	31-21	6	2	15	.267	111	5	28	0	5	5
TOT	42-30	8	2	23	.261	170	5	39	0	5	5

Jamie Jandreau 1993											
YR	SP-MP	K	E	TA	PCT	A	SA	DIG	BS	BA	TB
'93	11-8	7	3	17	.235	5	1	11	1	3	4

April Johnson 1981											
YR	MP	K	E	TA	PCT	A	SA	DIG	BS	BA	TB
'81	7	0	0	0	.000	0	2	1	0	0	0

Hilary Johnson 1970-1973											
--------------------------	--	--	--	--	--	--	--	--	--	--	--

Jenny Johnson 1992-1995											
YR	SP-MP	K	E	TA	PCT	A	SA	DIG	BS	BA	TB
'92	37-27	38	21	99	.172	3	2	41	0	4	4
'93	116-32	407	238	1056	.160	39	36	358	6	58	64
'94	135-36	409	198	1079	.196	43	26	386	24	61	85
'95	118-32	358	182	974	.181	55	29	429	11	61	72
TOT	406-127	1212	639	3208	.179	140	93	1214	41	184	225

Rachell Johnson 2004-2007											
YR	SP-MP	K	E	TA	PCT	A	SA	DIG	BS	BA	TB
'04	24-16	37	24	102	.127	1	2	10	3	14	17
'05	75-28	234	108	537	.235	10	4	51	8	39	47
'06	117-36	250	110	571	.245	18	35	105	13	119	132
'07	120-33	392	140	865	.291	17	34	99	13	128	141
TOT	336-113	913	382	2075	.256	46	75	265	37	300	337

Tamika Johnson 1996-1999											
YR	SP-MP	K	E	TA	PCT	A	SA	DIG	BS	BA	TB
'96	46-15	117	48	271	.255	19	3	49	2	25	27
'97	100-28	320	110	721	.291	11	9	93	33	94	127
'98	25-10	27	16	86	.128	11	4	20	3	8	11
'99	89-29	277	75	538	.375	11	0	35	22	70	92
TOT	260-82	741	249	1616	.304	52	16	197	60	197	257

Laurie Jones 1988-1991											
YR	SP-MP	K	E	TA	PCT	A	SA	DIG	BS	BA	TB
'88	53-28	117	43	302	.245	13	10	98	7	24	31
'89	8-6	11	4	25	.280	2	1	4	1	6	7
'90	69-30	111	51	273	.220	9	9	115	4	15	19
'91	33-18	43	37	143	.042	5	6	65	3	7	10
TOT	163-82	282	135	743	.198	29	26	282	15	52	67

Haley Jorgensborg 2002-2003											
YR	SP-MP	K	E	TA	PCT	A	SA	DIG	BS	BA	TB
'02	107-32	3	7	27	-.148	599	13	189	0	0	0
'03	92-32	15	6	33	.273	271	14	121	0	1	1
TOT	199-64	18	13	60	.083	870	27	310	0	1	1

K Mora Kanim 1983-1985											
------------------------	--	--	--	--	--	--	--	--	--	--	--

Natasha Karazissis 1971-1974											
------------------------------	--	--	--	--	--	--	--	--	--	--	--

Dawn Kenny 1982-1985											
YR	SP-MP	K	E	TA	PCT	A	SA	DIG	BS	BA	TB
'81*	1	0	0	0	.000	0	0	0	0	0	0
'82	27	28	19	85	.106	-	1	4	4	15	19
'83	50	245	113	610	.216	18	28	140	25	134	159
'84	123-37	256	112	604	.238	18	29	142	21	101	122
'85	126-36	281	124	679	.231	35	21	263	17	122	139
TOT	151	810	368	1978	.223	71	79	549	67	372	439

* - redshirt year

Michelle Ketter 2009-2010											
YR	SP-MP	K	E	TA	PCT	A	SA	DIG	BS	BA	TB
'09	17-9	0	0	3	.000	0	0	13	0	0	0
'10	3-3	0	0	0	.000	0	0	3	0	0	0
TOT	20-12	0	0	3	.000	0	0	16	0	0	0

Rachael Kidder 2009-2012											
YR	SP-MP	K	E	TA	PCT	A	SA	DIG	BS	BA	TB
'09	106-33	48	22	126	.206	0	5	14	2	46	48
'10	110-31	382	198	989	.186	7	8	93	11	56	67
'11	122-34	574	225	1420	.246	9	12	244	21	65	86
'12	110-31	438	166	1147	.237	17	11	153	20	50	70
TOT	448-129	1442	611	3682	.226	33	36	504	54	217	271

Sheila King 1975-1978											
YR	MP	K	E	TA	PCT	A	SA	DIG	BS	BA	TB
'75-77	No Stats Available										
'78	8	12	1	29	.379	-	0	0	-	-	2

Maddy Klineman 2012-											
YR	SP-MP	K	E	TA	PCT	A	SA	DIG	BS	BA	TB
'12	8-6	6	3	21	.143	0	0	2	0	2	2

Leslie Knudsen 1974-1977											
--------------------------	--	--	--	--	--	--	--	--	--	--	--

Coleen Koop 1981-1982											
YR	MP	K	E	TA	PCT	A	SA	DIG	BS	BA	TB
'81	15	60	26	127	.268	-	0	7	-	-	10
'82	36	217	105	500	.224	-	6	10	7	29	36
TOT	51	277	131	627	.233	-	6	17	7	29	46

Laura Kroneberger										2003-2006	
YR	SP-MP	K	E	TA	PCT	A	SA	DIG	BS	BA	TB
'03	59-26	0	2	2	-1.000	5	4	80	0	0	0
'04	42-18	0	0	1	.000	5	0	53	0	0	0
'05	84-27	1	1	3	.000	16	1	145	0	0	0
'06	18-11	0	0	1	.000	4	4	68	0	0	0
TOT	203-82	1	3	7	-.286	30	9	346	0	0	0

Amber McBenttez 2008-2010											
YR	SP-MP	K	E	TA	PCT	A	SA	DIG	BS	BA	TB
'08	1-1	0	0	0	.000	0	0	2	0	0	0
'09	23-15	0	0	0	.000	2	1	11	0	0	0
'10	8-5	0	0	0	.000	0	2	4	0	0	0
TOT	32-21	0	0	0	.000	2	3	17	0	0	0

Claire McCarty 1975-1978											
YR	MP	K	E	TA	PCT	A	SA	DIG	BS	BA	TB
No Stats Available											
'78	37	125	61	370	.173	-	23	21	-	-	12

Jennifer McCloskey 1987											
YR	SP-MP	K	E	TA	PCT	A	SA	DIG	BS	BA	TB
'87	33-13	20	15	94	.053	11	9	54	0	7	7

Connor McCracken 2009											
-----------------------	--	--	--	--	--	--	--	--	--	--	--

Krystal McFarland 2000-2004											
YR	SP-MP	K	E	TA	PCT	A	SA	DIG	BS	BA	TB
'00	21-13	11	7	26	.154	11	3	18	0	4	4
'02	117-34	31	26	117	.043	1000	19	257	1	15	16
'03	116-33	107	41	307	.215	1309	17	270	3	65	68
'04	109-30	121	41	310	.258	1351	27	277	4	56	60
TOT	363-110	270	115	760	.204	3671	66	822	8	140	148

Colleen McFaul 1974-1977											
--------------------------	--	--	--	--	--	--	--	--	--	--	--

Katie McGarrey 1984-1985											
YR	SP-MP	K	E	TA	PCT	A	SA	DIG	BS	BA	TB
'84	112-34	371	120	867	.290	25	40	204	13	33	46
'85	63-23	164	57	446	.240	16	8	137	3	18	21
TOT	175-57	535	177	1313	.273	41	48	341	16	51	67

Dicey McGraw 2007-2010											
YR	SP-MP	K	E	TA	PCT	A	SA	DIG	BS	BA	TB
'07	86-32	221	86	636	.212	7	11	109	3	41	44
'08	119-33	340	117	1039	.215	17	5	115	6	44	50
'09	115-33	358	144	995	.215	14	13	216	7	57	64
'10	114-31	446	141	1183	.258	13	13	150	14	31	45
TOT	434-129	1365	488	3853	.228	51	42	590	30	173	203

Kara McGuinness 1984											
YR	SP-MP	K	E	TA	PCT	A	SA	DIG	BS	BA	TB
'84	37-21	14	5	33	.273	5	1	30	1	3	4

Holly McPeak 1990											
YR	SP-MP	K	E	TA	PCT	A	SA	DIG	BS	BA	TB
'90	129-37	67	29	176	.216	1601	26	337	5	72	77

Becky (Green) Mehring 2003-2004, 2006											
YR	SP-MP	K	E	TA	PCT	A	SA	DIG	BS	BA	TB
'03	90-31	181	76	515	.204	24	25	126	6	27	33
'04	90-28	270	122	808	.183	18	29	189	7	29	36
'06	54-27	70	35	223	.157	3	12	68	0	10	10
TOT	234-86	521	233	1546	.186	45	66	383	13	66	79

Nana Meriwether 2004-2006											
YR	SP-MP	K	E	TA	PCT	A	SA	DIG	BS	BA	TB
'04	116-32	305	103	661	.306	9	23	90	32	157	189
'05	113-31	345	87	679	.380	14	3	60	43	153	196
'06	124-36	507	89	933	.448	9	0	73	18	224	242
TOT	353-99	1157	279	2273	.386	32	26	223	93	534	627

Ann Meyers 1976-1977											
----------------------	--	--	--	--	--	--	--	--	--	--	--

Vicki Miller 1976											
-------------------	--	--	--	--	--	--	--	--	--	--	--

Stacy Millichap 1999											
YR	SP-MP	K	E	TA	PCT	A	SA	DIG	BS	BA	TB
'99	108-32	3	3	19	.000	12	20	174	0	1	1

Kara Milling 1994-1997											
YR	SP-MP	K	E	TA	PCT	A	SA	DIG	BS	BA	TB
'94	135-36	349	140	843	.248	74	18	280	4	109	113
'95	106-31	446	181	1073	.247	41	20	238	9	86	95
'96	65-19	273	112	709	.227	23	15	165	7	35	42
'97	110-30	623	217	1343	.302	96	42	308	9	60	69
TOT	416-116	1691	650	3968	.262	234	95	991	29	290	319

Katie Mills 2007-2008											
YR	SP-MP	K	E	TA	PCT	A	SA	DIG	BS	BA	TB
'07	85-26	166	64	393	.260	1	0	21	14	109	123
'08	14-8	12	2	30	.333	1	0	1	0	4	4
TOT	99-34	178	66	423	.265	2	0	22	14	113	127

Megan Moenoa 2011-											
YR	SP-MP	K	E	TA	PCT	A	SA	DIG	BS	BA	TB
'11	34-19	10	1	25	.360	182	0	26	1	11	12
'12	65-22	30	10	72	.278	670	13	134	2	45	47
TOT	99-41	40	11	97	.299	852	13	160	3	56	59

Julie Morgan 1976-1977											
------------------------	--	--	--	--	--	--	--	--	--	--	--

Suzy Morris 1997-1998											
YR	SP-MP	K	E	TA	PCT	A	SA	DIG	BS	BA	TB
'97	42-17	4	5	21	-.048	2	2	42	0	0	0
'98	1-1	0	1	5	-.200	0	0	0	0	0	0
TOT	43-18	4	6	26	-.077	2	2	42	0	0	0

Brynn Murphy 2001-2004											
YR	SP-MP	K	E	TA	PCT	A	SA	DIG	BS	BA	TB
'01	83-29	139	41	329	.298	13	0	23	10	49	59
'02	115-33	298	105	753	.256	37	15	109	7	95	102
'03	120-33	454	143	1089	.286	19	25	121	13	98	111
'04	110-31	351	113	851	.280	11	12	92	8	93	101
TOT	428-126	1242	402	3022	.278	80	52	345	38	335	373

N

Zoë Nightingale 2011-											
YR	SP-MP	K	E	TA	PCT	A	SA	DIG	BS	BA	TB
'11	90-30	127	53	301	.246	4	0	19	12	61	73
'12	112-31	164	38	345	.365	9	4	28	18	134	152
TOT	202-61	291	91	646	.310	13	4	47	30	195	225

Amy Nihipali 1997-1999											
YR	SP-MP	K	E	TA	PCT	A	SA	DIG	BS	BA	TB
'97	110-30	175	91	455	.185	18	5	71	20	119	139
'98	109-28	207	99	518	.208	9	0	47	26	80	106
'99	18-9	31	7	84	.286	3	0	5	5	18	23
TOT	237-67	413	197	1057	.204	30	5	123	51	217	268

Rachel Norris 1988-1989											
YR	SP-MP	K	E	TA	PCT	A	SA	DIG	BS	BA	TB
'88	2-2	0	0	1	.000	1	0	0	0	0	0
'89	6-5	6	2	17	.235	2	0	0	0	1	1
TOT	8-7	6	2	18	.222	3	0	0	0	1	1

Meg Norton											2010-
YR	SP-MP	K	E	TA	PCT	A	SA	DIG	BS	BA	TB
'10	60-22	22	9	63	.206	7	4	77	1	3	4
'11	58-24	11	6	29	.172	4	6	114	0	1	1
'12	106-31	4	3	15	.067	11	15	210	0	0	0
TOT	224-77	37	18	107	.178	22	25	401	1	4	5

#1	
Barbara Wise	1972-1974
Tracy Broadway	1987-1990
Tracy Schriber	1993
Sarah Alquiza	1994
Alison Zamora	1995-1996
Elisabeth Bachman	1997-2000
Brittany Ringel	2001-2004
Nellie Spicer	2005-2008
Amanda Gil	2009
Lauren Van Orden	2010

#2	
Sharyl Bilas	1986
Marissa Hatchett	1989-1992
Kim Coleman	1994-1997
Ashley Bowles	1998-2001
Nancy Barba	2002-2005
Ali Daley	2006-2008
Lauren Cook	2009
Kelly Reeves	2010-

#3	
Wendy Fletcher	1986-1987
Pia Svenson	1988
Lisa Hudak	1989-1992
Lauren Armistead	1995
Lisa Dunning	1997
Kate Dwyer	1998-1999
Natalie Ray	2001-2003
Kaitlin Sather	2005-2009
Angelica Chaghouri	2010
Tabi Love	2011-2012
Jordan Robbins	2013-

#4	
Samantha Shaver	1987-1990
Jenny Johnson	1992-1995
Melissa Wendt	1996
Kristee Porter	1998-2001
Haley Jorgensborg	2002-2003
Brenn Larson	2004-2005
Nikki Jagd	2006-2007
Sara Sage	2008-2011
Haley Lawless	2012-

#5	
Lisa Ettesvold	1986
Ali Dickson	1987-1988
Alyson Randick	1990-1994
Jennifer Coopman	1995-1997
Taylor Rodger	1999
Marissa Borelli	2001
Elise Carstensen	2005-2007
Mari Hole	2009-2010
Lauren Van Orden	2011
Becca Strehlow	2012
Monica Stauber	2013-

#6	
Jennifer McCloskey	1987-1988
Mia Lambert	1989-1991
Chaska Potter	1995-1998
Stacy Millichap	1999
Stacey Lee	2000-2001
Blair Socci	2005-2006
Lainey Gera	2008-2011
Karly Drolson	2012-

#7	
Leslie Brewer	1986
Karen Hansen	1987-1988
Amy Boyer	1991-1992
Kelly Flannigan	1993-1996
Mandi Lawson	1997-1998
Cira Wright	2000-2003
Nana Meriwether	2004-2006
Dacey McGraw	2007-2010
Olivia Okoro	2011
Maddy Klineman	2012-

#8	
Susie Taylor	1984-1986

Paige Bradley	1987
Laurie Jones	1988-1991
Kim Krull	1993-1996
Erika Selsor	1998-2001
Rachell Johnson	2004-2007
Katie Camp	2008-2011
Claire Felix	2013-

#9	
Kim Poppa	1986
Lynne Rocha	1987
Jenny Evans	1988-1992
Lyn Embree	1995-1997, 1999
Katie Carter	2003-2006
Laura Holloway	2008
Terry Soltani	2009
Megan Moenoa	2011-

#10	
Susie Baumeister	1973
Ann Boyer	1986-1988
Irene Renteria	1990-1993
Tamika Johnson	1996-1999
Brynn Murphy	2001-2004
Meghan Schoen	2005-2007
Amanda Gil	2008
Bojana Todorovic	2009-2012
Jennie Frager	2013-

#11	
Jenny Crocker	1986, 1988-1989
Julie Bremner	1991-1993
Elisabeth Bachman	1996
Suzy Morris	1997-1998
Ella Harley	2000
Colby Lyman	2003-2006
Katie Mills	2007-2008
Rachael Kidder	2009-2012
Skylar Dykstra	2013-

#12	
Stacy Buck	1986-1987
Jennifer Gratteau	1988-1991
Jamie Jandreau	1993
Celeste Peterson	1997-1999
Krystal McFarland	2000-2004
Kelsey Hall	2005
Emily Clements	2006-2009
Mariana Aquino	2010-

#13	
Pia Svenson	1987
Rachel Norris	1988-1989
Michelle Mauney	1991-1995
Kim Stainer	1997
Jackie Levin	1999
Becky (Green) Mehring	2003-2004, 2006
Stephanie Nucci	2008-2009
Zoë Nightingale	2011-

#14	
Lori Zeno	1985-1987
Jolene Clemens	1988
Natalie Williams	1989-1992
Mari Burningham	1995
Jennifer Wittenburg	1996
Lauren Fendrick	1999-2002
Jordan Smith	2005-2006
Devon Dykstra	2009
Meg Norton	2010-

#15	
Jolene Clemens	1987
Elaine Youngs	1988-1992
Linda Shudlick	1995-1996
Michelle Quon	1997-2000
Heather Cullen	2001-2004
Jade Machado	2005-2008
Connor McCracken	2009
Madie Smith	2010-2011
Hannah Boland	2012-

#16	
Hilary Malloy	1987-1988
Jenny Fu	1989
Holly McPeak	1990
Amy Banachowski	1991-1993
Kara Milling	1994-1997
Angela Eckmier	1988-2002
Alexa Harper	2008
Allie LaPierre	2010
Rachel Inouye	2012-

#17	
Daiva Tomkus	1986-1989
Annett Buckner	1991-1994
Amanda Selby	1995
Amy Nihipali	1997-1999
Diana Douglas	2006-2007
Amber McBenttez	2008-2010
Karsta Lowe	2011-

#18	
Laurie Lewis	1969-1972
Lindy Vivas	1977-1978
Theresa Cesari	1979
Suzie Crone	1980-1981
Julie Barnes	1984-1987
Tanisha Larkin	1993-1997
Danielle Ryba	1998-1999
Alyssa Rylander	2000
Teryn Spragg	2002-2003
Eva Gabrielsen	2008
Jenna Scilacci	2010-2011

#19	
Lauren Hogan	1998-2002
Nikki Casale	2008-2011
Phelix Fincher	2012-

#20	
Colleen McFaul	1974-1977
Keri Baird	1978
Suzy Bearer	1980
Kim Larson	1981
Lisa Ettesvold	1983-1985
Jessica Fine	2004-2008
Michelle Ketter	2009-2010
Madie Smith	2013-

#21-RETIRED	
Laura Golub	1970-1971
Linda Robertson	1978-1981
Liz Masakayan	1982-1985

#22	
Rose Dieffenbach	1982
Kara McGuinness	1984
Stacy Dominguez	2004-2005
Juliane Piggott	2007-2008
Nicole Favreau	2010
Jessyka Ngauamo	2013-

#23-RETIRED	
Sharkie (Boehnert) Zartman	1971-1973
Chrissie Zartman	2001-2004

#24	
Miriam Denard	2002
Laura Kroneberger	2003-2006
Jazmin Machado	2007-2008
Kim Dolphin	2009-2010
Priscilla Duke-Ezeji	2011

#25	
Morgan Smith	2002-2003

#26	
Tammy Jackson	2002-2005

#27-RETIRED	
Linda Lehde	1973-1974
Ann Meyers	1976-1977

Mandy Wickman	1978-1980
Bev Lidyoff	1982
Vicki Wethered	1984
Paula Berney	1985

#30	
Natasha Karazissis	1971-1974

#31-RETIRED	
Mary Gaudino	1974-1977
Nancy Tresselt	1978
Patty Orozco	1980-1983
Kim Poppa	1985

#32-RETIRED	
Laura Garduque	1970-1972
Claire McCarty	1975-1976
Nancy Cohen	1979
Dawn Kenny	1981-1983, 1985

#33-RETIRED	
Mary Delsol	1975-1976
Kathy Herse	1978-1981
Stacy Buck	1983-1984

#34-RETIRED	
Terry Condon	1974-1976
Margaret Vowels	1977
Jill Whitney	1980
Eva Gabrielsen	1981-1984
Jenny Crocker	1985

#35	
April Johnson	1981
Lori Zeno	1983

#36-RETIRED	
Nina Grouwinkel	1974-1975
Vicki Miller	1976
Elaine Roque	1977-1978
Cammy Chalmers	1979-1982
Ann Boyer	1985

#37-RETIRED	
Sue Ewing	1975, 1978-1979
Julie Morgan	1976-1977
Merja Connolly	1981-1984

#38-RETIRED	
Linda Pettitt	1974
Sheila King	1975-1978
Debbie Dick	1979-1980
Stacy Brittain	1981
Leslie Brewer	1983-1985

#40-RETIRED	
Hilary Johnson	1970-1973
Ursula Giger	1975-1978
Jeanne Beauprey	1979-1982
Wendy Fletcher	1984-1985

#41	
Mary Isley	1970-1971

#42-RETIRED	
Lisa Reeves	1977-1980
Coleen Koop	1981-1982
Katie McGarrey	1984-1985

#44-RETIRED	
Colleen Boyd	1970-1972
Lisa Vogelsang	1972-1975
Denise Corlett	1976-1979
Sheila Cornell	1982-1983
Sharyl Bilas	1985

#46-RETIRED	
Lesley Knudsen	1974-1977
Wendy Baldwin	1978-1981
Michelle Boyette	1982-1985



COACHING HIGHLIGHTS AND HONORS

Record: 1,106-301 (.786)
Seasons at UCLA: 43
National Championships Won: 6
DGWS: 1971; AIAW: 1974, 1975; NCAA: 1984, 1990, 1991
Conference Titles Won: 10 SCWAC: 1975; WCAA: 1978, 1983
Pac-10: 1986, 1988, 1989, 1990, 1992, 1993, 1999
Postseason Appearances: 42 (NCAA - 28)
Postseason Record: 147-36 (.803)
NCAA Postseason Record: 73-26 (.737)
National Top-Four Finishes: 22 (NCAA - 11)
30-Win Seasons: 16
U.S. National Team Members: 22
Olympians: 13 (5 indoor, 8 beach)
Professional Beach Players: 27
AVCA All-Americans: 42
Volleyball Monthly/Magazine All-Americans: 51
All-Pacific Region Honorees: 49
All-Conference Honorees: 98
All-Pacific-10 Conference Honorees: 84
Pac-10 Players of the Year: 5
All-NCAA Tournament Honorees: 18
Honda Award Winners: 3
AVCA National Coach of the Year: 2 (1989, 2006)
Volleyball Monthly/Magazine Coach of the Year: 5
AVCA Pacific Region Coach of the Year: 5 ('89, '92, '93, '98, '06)
Pac-10 Coach of the Year: 5 ('88, '89, '93, '94, '98)
1997 National Volleyball Hall of Fame Inductee
2007 USA Volleyball Junior National Team Head Coach



Andy Banachowski, the winningest Division I women's volleyball coach in history, retired on June 30, 2010 following a 43-year career at the helm of the UCLA women's volleyball program.

In his final season in 2009, Banachowski guided the Bruins to a 24-9 record. It was the program's 11th-consecutive, 20-win season, as UCLA finished in a tie for second in the Pac-10. On Oct. 31, 2009, Banachowski won his 1,100th match in a five-set triumph at Stanford. His final career record was 1,106-301 (.786).

In 2006, Banachowski led the Bruins to their first Final Four appearance and 30-win season since 1994. UCLA won its first 20 matches of the year and breezed through the first four rounds of the NCAA Tournament with four straight three-game sweeps. Following the 2006 season, Banachowski was honored as the Tachikara/AVCA Division I National Coach of the Year, the second time he had been named Coach of the Year, with the other coming in 1989. He also received Volleyball Magazine Coach of the Year honors for the fifth time and AVCA Pacific Region COY accolades for the fifth time (1989, '92, '93, '98). On five occasions, Banachowski was named Pacific-10 Conference Coach of the Year (1988, '89, '93, '94, '98).

Banachowski, the first women's volleyball coach inducted into the National Volleyball Hall of Fame, coached at least one All-American in each of his last six seasons. UCLA women's volleyball earned 42 AVCA All-American honors, to go with 51 Under Armour/Volleyball Magazine All-American awards under Banachowski. He also coached players to numerous other awards, including 49 All-Pacific Region honors, 98 All-Conference awards, five Pac-10 Players of the Year and the National Player of the Year in 1992 (Natalie Williams). Eighteen Bruins earned All-NCAA Tournament accolades, including Williams, who was named Most Outstanding Player in both 1990 and 1991. Williams also won two Honda Awards under Banachowski's tutelage in 1992 and '93, with Liz Masakayan earning the honor in 1985.

Banachowski and UCLA women's volleyball have been synonymous since the program's inception in 1965. He directed the Bruins for all but two of those seasons, the 1968-69 and 1969-70 campaigns, which directly followed his graduation.

The Bruins won six national championships over Banachowski's tenure, winning the program's first title in 1972 while affiliated with the Division of Girls and Women's Sports (DGWS). In 1974 and 1975, UCLA combined for a record of 60-4, winning back-to-back Association of Intercollegiate Athletics for Women (AIAW) championships. Since 1981 when the NCAA began sponsoring women's sports, the Bruins have appeared in 11 Final Fours, winning championships in 1984, 1990 and 1991 and earning runner-up finishes in 1981, 1983, 1992 and 1994. Banachowski has more victories than any other collegiate volleyball coach in history, with the exception of UCLA men's volleyball coach Al Scates. On Nov. 12, 2005, Banachowski became the first Division I women's coach to reach 1,000 career victories when the Bruins handed eventual national champion Washington its only loss of the season in a five-game thriller at Pauley Pavilion.

In February 2007, Banachowski was named head coach of USA Volleyball's Junior National Team. That July, he guided Team USA to a fourth-place finish at the FIVB U-20 Junior World Championships, the best-ever finish for the United States in that tournament.

Banachowski has been involved with the U.S. Olympic Team as a coach many times. He is a former advisor with the U.S. National Team, helping teams during the 1990 Goodwill Games, the 1992 Summer Olympic Games in Barcelona, Spain, the 1995 Pan-American Games in Argentina and the 1996 Summer Olympic Games in Atlanta. Additionally, he coached the West Team in the 1986 Olympic Festival. In 1993, Banachowski was the head coach of the U.S. World University Games squad, a group which achieved the highest American finish in WUG history, earning a silver medal in Buffalo, N.Y.

A total of 22 former Bruins have trained with the U.S. National Team following their UCLA careers. The group includes five indoor and eight beach Olympians. The beach team of former Bruins Annett (Buckner) Davis and Jenny (Johnson) Jordan, as well as former Bruin Holly McPeak, comprised three of the four members of the U.S. Beach Volleyball Team for the Sydney Olympics in 2000. Additionally, Elisabeth Bachman was a member of the 2004 U.S. Olympic Team (indoor) for the Athens Games. On the beach in '04, a team of former Bruins (McPeak and Elaine Youngs) won a bronze medal with Masakayan as their coach. Youngs (with partner Nicole Branagh) returned to the Beijing Games in 2008 with Masakayan as their coach.

Many Bruins have also been involved in the Association of Volleyball Professionals (AVP) Tour on the beach, including Davis, Jordan, McPeak, Youngs, Ashley Bowles, Lauren Fendrick and Chrissie Zartman. From 1993-2000, former UCLA players competed in 83 straight professional tournament finals, winning 70 of those events. Bruin former players have won more FIVB International events than players from any other college.

On Oct. 24, 1997, Banachowski became the first women's volleyball coach in history to be inducted into the National Volleyball Hall of Fame as a coach. He has since become the first volleyball inductee into the Serra High School and San Mateo County Halls of Fame and was inaugurated into the National Polish-American Sports Hall of Fame in June 2009.

In May 2000, Banachowski was presented with USA Volleyball's highest honor, the All-Time Great Coach Award, and was simultaneously honored with the George L. Fisher "Leader in Volleyball" award, recognizing his off-court endeavors on behalf of volleyball.

The Volleyball Festival has recognized Banachowski with its "Distinguished Service to USA Volleyball" award, and he has also been recognized with the Founders Award for his role as a co-founder of the American Volleyball Coaches Association (AVCA).

As a player, Banachowski was a two-time All-American under Scates, winning USVBA National Championships in 1965 and 1967. After his graduation, Banachowski pulled double-duty with the UCLA women's and men's volleyball programs, serving as Scates' chief assistant from 1972-77, a period in which the Bruins won four NCAA titles (1972, '74, '75, '76). On three occasions (1972, '74 and '75), Banachowski won titles with both the men and women.

1,000-KILL CLUB

PLAYER	YEARS	KILLS
1. Kristee Porter	1998-01	2255
2. Natalie Williams	1989-92	2115
3. Liz Masakayan	1982-85	2044
4. Linda Robertson	1978-81	1768
5. Kara Milling	1994-97	1691
6. Elaine Youngs	1988-92	1664
7. Ashley Bowles	1998-01	1656
8. Patty Orozco	1980-83	1646
9. Annett Buckner	1991-94	1630
10. Kim Krull	1993-96	1575
11. Kaitlin Sather	2005-09	1501
12. Rachael Kidder	2009-12	1442
13. Lori Zeno	1983-87	1404
14. Daiva Tomkus	1986-89	1389
15. Jeanne Beauprey	1979-82	1365
Dacey McGraw	2007-10	1365
17. Lauren Fendrick	1999-02	1356
18. Elisabeth Bachman	1996-00	1308
19. Jenny Evans	1988-92	1278
20. Brynn Murphy	2001-04	1242
21. Jenny Johnson	1992-95	1212
22. Samantha Shaver	1987-90	1169
23. Marissa Hatchett	1989-92	1168
24. Nana Meriwether	2004-06	1157
25. Ali Daley	2006-08	1112
26. Kathy Herse	1978-81	1009

KILLS PER SET (MINIMUM 1000 KILLS)

PLAYER	YEARS	KILLS	SETS	KPS
1. Kristee Porter	1998-01	2255	397	5.68
2. Natalie Williams	1989-92	2115	458	4.62
3. Kara Milling	1994-97	1691	416	4.06
4. Annett Buckner	1991-94	1630	407	4.00
5. Elaine Youngs	1988-92	1664	420	3.96
6. Ashley Bowles	1998-01	1656	441	3.76
7. Daiva Tomkus	1986-89	1389	398	3.49
8. Kaitlin Sather	2005-09	1501	448	3.35
9. Kim Krull	1993-96	1575	475	3.32
10. Nana Meriwether	2004-06	1157	353	3.28

* - total sets played unavailable from 1983 season and prior

TOTAL ATTACKS

PLAYER	YEARS	ATTACKS
1. Kristee Porter	1998-01	4936
2. Liz Masakayan	1982-85	4667
3. Kaitlin Sather	2005-09	4287
4. Natalie Williams	1989-92	4263
5. Ashley Bowles	1998-01	4245
6. Linda Robertson	1978-81	3995
7. Kara Milling	1994-97	3968
8. Dacey McGraw	2007-10	3853
9. Lauren Fendrick	1999-02	3710
10. Rachael Kidder	2009-12	3682

HITTING PERCENTAGE (MINIMUM 500 KILLS)

PLAYER	YEARS	K-E-TA	PCT
1. Nana Meriwether	2004-06	1157-279-2273	.386
2. Elisabeth Bachman	1996-00	1308-306-2770	.362
3. Daiva Tomkus	1986-89	1389-374-2928	.347
4. Amanda Gil	2008-09	578-138-1287	.342
5. Natalie Williams	1989-92	2115-689-4263	.335
6. Marissa Hatchett	1989-92	1168-349-2544	.322
7. Alyson Randick	1990-94	714-217-1555	.320
8. Jeanne Beauprey	1979-82	1365-425-3040	.309
9. Tamika Johnson	1996-99	741-249-1616	.304
10. Elaine Youngs	1988-92	1664-595-3559	.300

ASSISTS

PLAYER	YEARS	ASSISTS
1. Erika Selsor	1998-01	6234
2. Nellie Spicer	2005-08	6000
3. Ann Boyer	1985-88	5667
4. Julie Bremner	1991-93	4089
5. Krystal McFarland	2000-04	3671
6. Kim Coleman	1994-97	3400
7. Kelly Flannigan	1993-96	3174
8. Lauren Van Orden	2010-11	2593
9. Jennifer Gratteau	1988-91	2461
10. Michelle Boyette	1982-85	2439*

* - incomplete stats

ASSISTS PER SET (MINIMUM 1000 ASSISTS)

PLAYER	YEARS	ASSISTS	SETS	APS
1. Erika Selsor	1998-01	6234	445	14.01
2. Julie Bremner	1991-93	4089	312	13.11
3. Kelly Flannigan	1993-96	3174	249	12.75
4. Nellie Spicer	2005-08	6000	480	12.50
5. Ann Boyer	1985-88	5667	454	12.48
6. Holly McPeak	1990	1601	129	12.41
7. Kim Coleman	1994-97	3400	282	12.06
8. Lauren Van Orden	2010-11	2593	228	11.37
9. Lauren Cook	2009	1262	118	10.69
10. Krystal McFarland	2000-04	3671	363	10.11


* - total sets played unavailable from 1983 season and prior

100-SERVICE ACE CLUB

PLAYER	YEARS	ACES
1. Liz Masakayan	1982-85	259
2. Daiva Tomkus	1986-89	198
3. Merja Connolly	1981-84	177
4. Elaine Youngs	1988-92	165
5. Linda Robertson	1978-81	156
6. Michelle Boyette	1982-85	147
7. Ashley Bowles	1998-01	145
8. Jeanne Beauprey	1979-82	142
9. Ann Boyer	1985-88	136
10. Patty Orozco	1980-83	129
11. Natalie Williams	1989-92	128
12. Lisa Ettesvold	1983-86	127
13. Lauren Fendrick	1999-02	125
14. Annett Buckner	1991-94	117
15. Kim Krull	1993-96	114
16. Bojana Todorovic	2009-12	113
17. Marissa Hatchett	1989-92	103
18. Wendy Baldwin	1978-81	102

1,000-DIG CLUB

PLAYER	YEARS	DIGS
1. Chrissie Zartman	2001-04	2064
2. Lainey Gera	2008-11	2009
3. Samantha Shaver	1987-90	1405
4. Nellie Spicer	2005-08	1299
5. Bojana Todorovic	2009-12	1275
6. Ashley Bowles	1998-01	1269
7. Jenny Evans	1988-92	1234
8. Jenny Johnson	1992-95	1214
9. Kaitlin Sather	2005-09	1153
10. Liz Masakayan	1982-85	1142
11. Lauren Fendrick	1999-02	1138
12. Kim Krull	1993-96	1132
13. Kristee Porter	1998-01	1119
14. Elaine Youngs	1988-92	1113
15. Ann Boyer	1985-88	1110
16. Jessica Fine	2004-08	1105
17. Annett Buckner	1991-94	1047
18. Ali Daley	2006-08	1026
19. Colby Lyman	2003-06	1025
20. Michelle Quon	1997-00	1024
21. Erika Selsor	1998-01	1005



LIZ MASAKAYAN



NANA MERIWETHER



ERIKA SELSOR



MARISSA HATCHETT



KRISTEE PORTER



NELLIE SPICER

DIGS PER SET (MINIMUM 1000 DIGS)

PLAYER	YEARS	DIGS	SETS	DPS
1. Chrissie Zartman	2001-04	2064	463	4.46
2. Lainey Gera	2008-11	2009	480	4.19
3. Jessica Fine	2004-08	1105	308	3.59
4. Samantha Shaver	1987-90	1405	418	3.36
5. Ali Daley	2006-08	1026	343	2.991
6. Jenny Johnson	1992-95	1214	406	2.990
7. Ashley Bowles	1998-01	1269	441	2.88
8. Jenny Evans	1988-92	1234	436	2.83
9. Kristee Porter	1998-01	1119	397	2.82
10. Colby Lyman	2003-06	1025	364	2.82

* - total sets played unavailable from 1983 season and prior

BLOCK SOLOS

PLAYER	YEARS	SOLOS
1. Marissa Hatchett	1989-92	137
2. Elisabeth Bachman	1996-00	124
3. Daiva Tomkus	1986-89	102
4. Merja Connolly	1981-84	101
5. Nana Meriwether	2004-06	93
6. Liz Masakayan	1982-85	89
7. Kim Krull	1993-96	82
8. Lisa Ettesvold	1983-86	75
9. Annett Buckner	1991-94	72
10. Natalie Williams	1989-92	68

BLOCK ASSISTS

PLAYER	YEARS	ASSISTS
1. Marissa Hatchett	1989-92	619
2. Nana Meriwether	2004-06	534
3. Elisabeth Bachman	1996-00	498
4. Kim Krull	1993-96	484
5. Daiva Tomkus	1986-89	473
6. Natalie Williams	1989-92	440
7. Merja Connolly	1981-84	380
8. Dawn Kenny	1982-85	372
9. Irene Renteria	1990-93	338
10. Brynn Murphy	2001-04	335

* - block assists stat unavailable from 1983 season and prior

TOTAL BLOCKS

PLAYER	YEARS	BLOCKS
1. Marissa Hatchett	1989-92	756
2. Nana Meriwether	2004-06	627
3. Elisabeth Bachman	1996-00	622
4. Daiva Tomkus	1986-89	575
5. Kim Krull	1993-96	566
6. Kathy Herse	1978-81	553
7. Natalie Williams	1989-92	508
8. Merja Connolly	1981-84	481
9. Dawn Kenny	1982-85	439
10. Jeanne Beauprey	1979-82	415

BLOCKS PER SET (MINIMUM 200 BLOCKS)

PLAYER	YEARS	BLOCKS	SETS	BPS
1. Marissa Hatchett	1989-92	756	412	1.83
2. Nana Meriwether	2004-06	627	353	1.78
3. Amanda Gil	2008-09	355	235	1.51
4. Daiva Tomkus	1986-89	575	398	1.44
5. Elisabeth Bachman	1996-00	622	457	1.36
6. Irene Renteria	1990-93	360	302	1.192
7. Kim Krull	1993-96	566	475	1.191
8. Alyson Randick	1990-94	354	298	1.188
9. Lisa Hudak	1989-92	388	331	1.17
10. Amy Nihipali	1997-99	268	237	1.13

* - total sets played unavailable from 1983 season and prior

POINTS

PLAYER	YEARS	POINTS
1. Natalie Williams	1989-92	2531

2. Kristee Porter	1998-01	2515
3. Liz Masakayan	1982-85	2513.5
4. Linda Robertson	1978-81	2024.5*
5. Elaine Youngs	1988-92	2019
6. Kim Krull	1993-96	2013
7. Kara Milling	1994-97	1960
8. Annett Buckner	1991-94	1956
9. Ashley Bowles	1998-01	1938
10. Patty Orozco	1980-83	1933.5*

* - block solo/assist stat unavailable, total blocks divided by two

POINTS PER SET (MINIMUM 1000 POINTS)

PLAYER	YEARS	POINTS	SETS	PPS
1. Kristee Porter	1998-01	2515	397	6.34
2. Natalie Williams	1989-92	2531	458	5.53
3. Daiva Tomkus	1986-89	1925.5	398	4.84
4. Elaine Youngs	1988-92	2019	420	4.81
5. Annett Buckner	1991-94	1956	407	4.81
6. Kara Milling	1994-97	1960	416	4.71
7. Ashley Bowles	1998-01	1938	441	4.39
8. Nana Meriwether	2004-06	1543	353	4.37
9. Kim Krull	1993-96	2013	475	4.24
10. Marissa Hatchett	1989-92	1717.5	412	4.17

* - total sets played unavailable from 1983 season and prior

MATCHES PLAYED

PLAYER	YEARS	MATCHES
1. Jeanne Beauprey	1979-82	169
2. Patty Orozco	1980-83	164
3. Liz Masakayan	1982-85	159
4. Linda Robertson	1978-81	158
5. Dawn Kenny	1981-85	151
6. Merja Connolly	1981-84	150
7. Kathy Herse	1978-81	148
8. Lori Zeno	1983-87	145
9. Cammy Chalmers	1979-82	144
10. Michelle Boyette	1982-85	143

SETS PLAYED

PLAYER	YEARS	SETS
1. Nellie Spicer	2005-08	480
Lainey Gera	2008-11	480
3. Kim Krull	1993-96	475
4. Chrissie Zartman	2001-04	463
5. Natalie Williams	1989-92	458
Bojana Todorovic	2009-12	458
7. Elisabeth Bachman	1996-00	457
8. Ann Boyer	1985-88	454
9. Kaitlin Sather	2005-09	448
Rachael Kidder	2009-12	448

* - total sets played unavailable from 1983 season and prior



CHRISSIE ZARTMAN

KILLS

PLAYER	YEAR	SETS	KILLS
1. Kristee Porter	2000	124	741
2. Annett Buckner	1994	132	639
3. Patty Orozco	1983	-	627
4. Kara Milling	1997	110	623
5. Natalie Williams	1991	118	615
6. Natalie Williams	1990	132	610
7. Kristee Porter	1998	110	609
8. Liz Masakayan	1985	110	595
9. Kristee Porter	1999	107	589
10. Rachael Kidder	2011	122	574

KILLS PER SET (MINIMUM 50 SETS)

PLAYER	YEAR	SETS	KPS
1. Kristee Porter	2000	124	5.98
2. Kara Milling	1997	110	5.66
3. Kristee Porter	2001	56	5.64
4. Kristee Porter	1998	110	5.54
5. Kristee Porter	1999	107	5.50
6. Liz Masakayan	1985	110	5.41
7. Natalie Williams	1991	118	5.21
8. Natalie Williams	1992	96	5.14
9. Annett Buckner	1994	132	4.84
10. Liz Masakayan	1984	116	4.81

TOTAL ATTACKS

PLAYER	YEAR	SETS	ATTACKS
1. Kristee Porter	2000	124	1620
2. Annett Buckner	1994	132	1426
3. Rachael Kidder	2011	122	1420
4. Ali Daley	2007	118	1413
5. Kristee Porter	1998	110	1379
6. Kara Milling	1997	110	1343
7. Liz Masakayan	1985	110	1333
Natalie Williams	1990	132	1333
9. Kaitlin Sather	2007	119	1287
10. Jenny Evans	1990	133	1258

HITTING PERCENTAGE (MINIMUM 200 ATTEMPTS)

PLAYER	YEAR	K-E-TA	PCT
1. Nana Meriwether	2006	507-89-933	.448
2. Elisabeth Bachman	1999	250-43-483	.429
3. Natalie Williams	1992	493-120-896	.416
4. Elaine Youngs	1992	402-115-737	.389
5. Daiva Tomkus	1988	452-102-903	.388
6. Alyson Randick	1994	312-67-642	.382
7. Nana Meriwether	2005	345-87-679	.3799
8. Marissa Hatchett	1992	316-84-611	.3797
9. Tamika Johnson	1999	277-75-538	.3754
10. Daiva Tomkus	1989	413-96-845	.3751

ASSISTS

PLAYER	YEAR	SETS	ASSISTS
1. Erika Selsor	2000	124	1824
2. Ann Boyer	1987	134	1778
3. Nellie Spicer	2006	126	1721
4. Ann Boyer	1986	133	1684
5. Kim Coleman	1997	110	1646
6. Holly McPeak	1990	129	1601
7. Julie Bremner	1993	117	1575
8. Nellie Spicer	2007	120	1550
9. Erika Selsor	1999	108	1525
10. Erika Selsor	1998	110	1506

ASSISTS PER SET (MINIMUM 50 SETS)

PLAYER	YEAR	SETS	APS
1. Kim Coleman	1997	110	14.96
2. Erika Selsor	2000	124	14.71
3. Julie Bremner	1992	103	14.25
4. Erika Selsor	1999	108	14.12
5. Kelly Flannigan	1995	99	13.87
6. Erika Selsor	1998	110	13.69
7. Nellie Spicer	2006	126	13.66
8. Julie Bremner	1993	117	13.46
9. Erika Selsor	2001	103	13.39
10. Ann Boyer	1987	134	13.27

SERVICE ACES

PLAYER	YEAR	SETS	ACES
1. Liz Masakayan	1983	-	98
2. Daiva Tomkus	1987	134	91
3. Merja Connolly	1983	-	88
4. Linda Robertson	1981	-	74
5. Liz Masakayan	1984	116	73
6. Daiva Tomkus	1988	114	66
7. Jeanne Beauprey	1981	-	58
Patty Orozco	1983	-	58
9. Michelle Boyette	1983	-	56
10. Linda Ettesvold	1985	126	54
Lauren Fendrick	2000	115	54

SERVICE ACES PER SET (MINIMUM 50 SETS)

PLAYER	YEAR	SETS	SAPS
1. Daiva Tomkus	1987	134	0.68
2. Liz Masakayan	1984	116	0.63
3. Daiva Tomkus	1988	114	0.58
4. Elaine Youngs	1992	99	0.52
5. Lauren Fendrick	2000	115	0.469
6. Ashley Bowles	2001	103	0.466
7. Kristee Porter	2001	56	0.464
8. Elaine Youngs	1989	84	0.45
9. Lisa Ettesvold	1985	126	0.429
10. Annett Buckner	1992	54	0.426

Digs

PLAYER	YEAR	SETS	DIGS
1. Chrissie Zartman	2004	120	708
2. Lainey Gera	2011	125	615
3. Lainey Gera	2009	121	594
4. Jessica Fine	2008	122	590
5. Lainey Gera	2010	115	566
6. Chrissie Zartman	2003	122	551
7. Chrissie Zartman	2002	118	535
8. Samantha Shaver	1990	136	499
9. Jenny Evans	1990	133	469
10. Liz Masakayan	1985	110	443

Digs Per Set (MINIMUM 50 SETS)

PLAYER	YEAR	SETS	DPS
1. Chrissie Zartman	2004	120	5.90
2. Lainey Gera	2010	115	4.92
Lainey Gera	2011	125	4.92
4. Lainey Gera	2009	121	4.91
5. Jessica Fine	2008	122	4.84
6. Chrissie Zartman	2002	118	4.53
7. Chrissie Zartman	2003	122	4.52
8. Liz Masakayan	1985	110	4.03
9. Jordan Smith	2005	110	3.86
10. Bojana Todorovic	2012	106	3.85

BLOCK SOLOS

PLAYER	YEAR	SETS	SOLOS
1. Marissa Hatchett	1990	133	60
2. Nana Meriwether	2005	113	43
3. Merja Connolly	1983	-	42
4. Elisabeth Bachman	1998	110	39
5. Daiva Tomkus	1988	114	38
6. Daiva Tomkus	1987	134	36
Annett Buckner	1994	132	36
8. Lisa Ettesvold	1986	135	34
Marissa Hatchett	1992	97	34
Elisabeth Bachman	2000	124	34

BLOCK ASSISTS

PLAYER	YEAR	SETS	ASSISTS
1. Nana Meriwether	2006	124	224
2. Marissa Hatchett	1990	133	204
3. Daiva Tomkus	1987	134	176
4. Irene Renteria	1993	105	171
5. Alyson Randick	1994	128	166
6. Merja Connolly	1983	-	159
7. Amanda Gil	2009	115	158
8. Nana Meriwether	2004	116	157
9. Daiva Tomkus	1989	118	154
10. Nana Meriwether	2005	113	153

TOTAL BLOCKS

PLAYER	YEAR	SETS	BLOCKS
1. Marissa Hatchett	1990	133	264
2. Nana Meriwether	2006	124	242
3. Kathy Herse	1980	-	215
4. Daiva Tomkus	1987	134	212
5. Merja Connolly	1983	-	201
6. Nana Meriwether	2005	113	196
7. Alyson Randick	1994	128	190
8. Nana Meriwether	2004	116	189
9. Kathy Herse	1981	-	188
10. Marissa Hatchett	1992	97	181

BLOCKS PER SET (MINIMUM 50 SETS)

PLAYER	YEAR	SETS	BPS
1. Marissa Hatchett	1990	133	1.98
2. Nana Meriwether	2006	124	1.95
3. Marissa Hatchett	1992	97	1.87
4. Nana Meriwether	2005	113	1.73
5. Marissa Hatchett	1991	89	1.72
6. Marissa Hatchett	1989	93	1.699
7. Irene Renteria	1993	105	1.695
8. Nana Meriwether	2004	116	1.63
9. Daiva Tomkus	1987	134	1.58
10. Amanda Gil	2009	115	1.57

POINTS

PLAYER	YEAR	SETS	POINTS
1. Kristee Porter	2000	124	821.5
2. Annett Buckner	1994	132	759.5
3. Patty Orozco	1983	-	750.0
4. Natalie Williams	1990	132	732.0
5. Natalie Williams	1991	118	720.0
6. Liz Masakayan	1983	-	711.5
7. Kara Milling	1997	110	704.0
8. Daiva Tomkus	1987	134	702.0
9. Liz Masakayan	1984	116	686.5
10. Liz Masakayan	1985	110	681.0

POINTS PER SET (MINIMUM 50 SETS)

PLAYER	YEAR	SETS	PPS
1. Kristee Porter	2000	124	6.62
2. Kristee Porter	2001	56	6.60
3. Kara Milling	1997	110	6.40
4. Liz Masakayan	1985	110	6.19
5. Natalie Williams	1992	96	6.15
6. Kristee Porter	1999	107	6.11
7. Natalie Williams	1991	118	6.10
8. Kristee Porter	1998	110	6.09
9. Liz Masakayan	1984	116	5.92
10. Annett Buckner	1994	132	5.75

MATCHES PLAYED

PLAYER	YEAR	MATCHES
1. Michelle Boyette	1983	50
Dawn Kenny	1983	50
3. Merja Connolly	1983	49
Liz Masakayan	1983	49
Patty Orozco	1983	49
6. Jeanne Beauprey	1980	48
Kathy Herse	1980	48
Lisa Reeves	1980	48
9. Linda Robertson	1980	47
10. Cammy Chalmers	1980	46

SETS PLAYED

PLAYER	YEAR	SETS
1. Traci Broadway	1990	138
2. Samantha Shaver	1990	136
3. Lisa Ettesvold	1986	135
Jenny Johnson	1994	135
Kara Milling	1994	135
6. Ann Boyer	1987	134
Daiva Tomkus	1987	134
8. Ann Boyer	1986	133
Jenny Evans	1990	133
Marissa Hatchett	1990	133
Kim Krull	1994	133

KILLS

1978	Elaine Roque	402
1979	Linda Robertson	384
1980	Linda Robertson	515
1981	Linda Robertson	543
1982	Jeanne Beauprey	393
1983	Patty Orozco	627
1984	Liz Masakayan	558
1985	Liz Masakayan	595
1986	Wendy Fletcher	441
1987	Lori Zeno	515
1988	Daiva Tomkus	452
1989	Daiva Tomkus	413
1990	Natalie Williams	610
1991	Natalie Williams	615
1992	Natalie Williams	493
1993	Annett Buckner	526
1994	Annett Buckner	639
1995	Kara Milling	446
1996	Kim Krull	417
1997	Kara Milling	623
1998	Kristee Porter	609
1999	Kristee Porter	589
2000	Kristee Porter	741
2001	Lauren Fendrick	398
2002	Lauren Fendrick	424
2003	Brynn Murphy	454
2004	Brynn Murphy	351
2005	Kaitlin Sather	412
2006	Nana Meriwether	507
2007	Kaitlin Sather	447
2008	Ali Daley	353
2009	Dacey McGraw	358
2010	Dacey McGraw	446
2011	Rachael Kidder	574
2012	Tabi Love	505

TOTAL ATTACKS

1978	Elaine Roque	859
1979	Linda Robertson	858
1980	Linda Robertson	1177
1981	Linda Robertson	1176
1982	Liz Masakayan	853
1983	Liz Masakayan	1234
1984	Liz Masakayan	1247
1985	Liz Masakayan	1333
1986	Wendy Fletcher	1082
1987	Lori Zeno	1110
1988	Samantha Shaver	903
	Daiva Tomkus	903
1989	Elaine Youngs	867
1990	Natalie Williams	1333
1991	Natalie Williams	1245
1992	Natalie Williams	896
1993	Annett Buckner	1167
1994	Annett Buckner	1426
1995	Kara Milling	1073
1996	Tanisha Larkin	1091
1997	Kara Milling	1343
1998	Kristee Porter	1379
1999	Kristee Porter	1203
2000	Kristee Porter	1620
2001	Ashley Bowles	1014
2002	Lauren Fendrick	1252
2003	Brynn Murphy	1089
2004	Brittany Ringel	875
2005	Kaitlin Sather	1214
2006	Katie Carter	1102
2007	Ali Daley	1413
2008	Ali Daley	1133
2009	Kaitlin Sather	1001
2010	Dacey McGraw	1183
2011	Rachael Kidder	1420
2012	Tabi Love	1203

HITTING PERCENTAGE (MIN. 200 TA)

1978	Ursula Giger	.345
1979	Jeanne Beauprey	.335
1980	Kathy Herse	.321
1981	Cammy Chalmers	.328
1982	Jeanne Beauprey	.308

1983	Patty Orozco	.329
1984	Michelle Boyette	.303
1985	Leslie Brewer	.306
1986	Lisa Ettesvold	.321
1987	Stacy Buck	.340
1988	Daiva Tomkus	.388
1989	Daiva Tomkus	.375
1990	Marissa Hatchett	.319
1991	Natalie Williams	.326
1992	Natalie Williams	.416
1993	Irene Renteria	.300
1994	Alyson Randick	.382
1995	Michelle Mauney	.266
1996	Kim Coleman	.329
1997	Kim Coleman	.327
1998	Elisabeth Bachman	.368
1999	Elisabeth Bachman	.429
2000	Elisabeth Bachman	.363
2001	Angela Eckmier	.319
2002	Cira Wright	.278
2003	Brynn Murphy	.286
2004	Nana Meriwether	.306
2005	Nana Meriwether	.380
2006	Nana Meriwether	.448
2007	Rachell Johnson	.291
2008	Amanda Gil	.327
2009	Amanda Gil	.360
2010	Katie Camp	.333
2011	Mariana Aquino	.326
2012	Zoë Nightingale	.365

ASSISTS

1978-83	Not Available	
1984	Michelle Boyette	1013
1985	Michelle Boyette	961
1986	Ann Boyer	1684
1987	Ann Boyer	1778
1988	Ann Boyer	1378
1989	Jennifer Gratteau	1388
1990	Holly McPeak	1601
1991	Julie Bremner	1046
1992	Julie Bremner	1468
1993	Julie Bremner	1575
1994	Kelly Flannigan	1339
1995	Kelly Flannigan	1373
1996	Kim Coleman	1015
1997	Kim Coleman	1646
1998	Erika Selsor	1506
1999	Erika Selsor	1525
2000	Erika Selsor	1824
2001	Erika Selsor	1379
2002	Krystal McFarland	1000
2003	Krystal McFarland	1309
2004	Krystal McFarland	1351
2005	Nellie Spicer	1426
2006	Nellie Spicer	1721
2007	Nellie Spicer	1550
2008	Nellie Spicer	1303
2009	Lauren Cook	1262
2010	Lauren Van Orden	1237
2011	Lauren Van Orden	1356
2012	Megan Moenoa	670

SERVICE ACES

1978	Ursula Giger	42
1979	Wendy Baldwin	30
	Kathy Herse	30
1980	Wendy Baldwin	41
	Jeanne Beauprey	41
1981	Linda Robertson	74
1982	Liz Masakayan	52
1983	Liz Masakayan	98
1984	Liz Masakayan	73
1985	Lisa Ettesvold	54
1986	Ann Boyer	43
1987	Daiva Tomkus	91
1988	Daiva Tomkus	66
1989	Elaine Youngs	38
1990	Natalie Williams	44
1991	Elaine Youngs	42
1992	Elaine Youngs	51
1993	Jenny Johnson	36

1994	Annett Buckner	42
1995	Jenny Johnson	29
1996	Kim Krull	27
1997	Kara Milling	42
1998	Ashley Bowles	34
1999	Ashley Bowles	30
2000	Lauren Fendrick	54
2001	Ashley Bowles	48
2002	Heather Cullen	30
2003	Becky (Green) Mehning	25
	Brynn Murphy	25
2004	Becky (Green) Mehning	29
2005	Kaitlin Sather	38
2006	Rachell Johnson	35
	Colby Lyman	35
2007	Ali Daley	39
2008	Ali Daley	23
2009	Bojana Todorovic	31
2010	Lauren Van Orden	27
2011	Bojana Todorovic	39
2012	Mariana Aquino	21

Digs

1978	Lindy Vivas	37
1979	Linda Robertson	62
1980	Linda Robertson	103
1981	Linda Robertson	88
1982	Liz Masakayan	36
1983	Liz Masakayan	299
1984	Liz Masakayan	364
1985	Liz Masakayan	443
1986	Lisa Ettesvold	370
1987	Ann Boyer	340
1988	Samantha Shaver	401
1989	Jenny Evans	280
1990	Samantha Shaver	499
1991	Elaine Youngs	376
1992	Julie Bremner	265
1993	Julie Bremner	375
1994	Annett Buckner	405
1995	Jenny Johnson	429
1996	Tanisha Larkin	344
1997	Kim Coleman	341
1998	Ashley Bowles	295
1999	Ashley Bowles	330
2000	Kristee Porter	418
2001	Ashley Bowles	316
2002	Chrissie Zartman	535
2003	Chrissie Zartman	551
2004	Chrissie Zartman	708
2005	Jordan Smith	425
2006	Jordan Smith	398
2007	Ali Daley	432
2008	Jessica Fine	590
2009	Lainey Gera	594
2010	Lainey Gera	566
2011	Lainey Gera	615
2012	Bojana Todorovic	408

Block Solos

1978-81	Not Available	
1982	Merja Connolly	22
1983	Merja Connolly	42
1984	Merja Connolly	33
1985	Lisa Ettesvold	21
	Liz Masakayan	21
1986	Lisa Ettesvold	34
1987	Daiva Tomkus	36
1988	Daiva Tomkus	38
1989	Marissa Hatchett	26
1990	Marissa Hatchett	60
1991	Marissa Hatchett	17
	Natalie Williams	17
1992	Marissa Hatchett	34
1993	Annett Buckner	15
1994	Annett Buckner	36
1995	Kim Krull	22
1996	Kim Krull	19
1997	Tamika Johnson	33
1998	Elisabeth Bachman	39
1999	Elisabeth Bachman	29
2000	Elisabeth Bachman	34

2001	Angela Eckmier	27
2002	Cira Wright	17
2003	Cira Wright	17
2004	Nana Meriwether	32
2005	Nana Meriwether	43
2006	Nana Meriwether	18
2007	Ali Daley	16
2008	Amanda Gil	23
2009	Amanda Gil	22
2010	Katie Camp	20
2011	Rachael Kidder	21
	Tabi Love	21
2012	Rachael Kidder	20
	Tabi Love	20

Block Assists

1978-81	Not Available	
1982	Merja Connolly	120
1983	Merja Connolly	159
1984	Dawn Kenny	101
1985	Dawn Kenny	122
1986	Lisa Ettesvold	127
1987	Daiva Tomkus	176
1988	Daiva Tomkus	126
1989	Daiva Tomkus	154
1990	Marissa Hatchett	204
1991	Marissa Hatchett	136
1992	Marissa Hatchett	147
1993	Irene Renteria	171
1994	Alyson Randick	166
1995	Michelle Mauney	123
1996	Elisabeth Bachman	114
1997	Amy Nihipali	119
1998	Elisabeth Bachman	128
1999	Elisabeth Bachman	109
2000	Elisabeth Bachman	144
2001	Angela Eckmier	89
2002	Cira Wright	116
2003	Cira Wright	107
2004	Nana Meriwether	157
2005	Nana Meriwether	153
2006	Nana Meriwether	224
2007	Rachell Johnson	128
2008	Amanda Gil	152
2009	Amanda Gil	158
2010	Katie Camp	79
2011	Mariana Aquino	110
2012	Zoë Nightingale	134

TOTAL BLOCKS

1978	Ursula Giger	91
1979	Kathy Herse	144
1980	Kathy Herse	215
1981	Kathy Herse	188
1982	Merja Connolly	142
1983	Merja Connolly	201
1984	Dawn Kenny	122
1985	Lisa Ettesvold	140
1986	Lisa Ettesvold	161
1987	Daiva Tomkus	212
1988	Daiva Tomkus	164
1989	Daiva Tomkus	178
1990	Marissa Hatchett	264
1991	Marissa Hatchett	153
1992	Marissa Hatchett	181
1993	Irene Renteria	178
1994	Alyson Randick	190
1995	Michelle Mauney	144
1996	Elisabeth Bachman	132
1997	Amy Nihipali	139
1998	Elisabeth Bachman	167
1999	Elisabeth Bachman	138
2000	Elisabeth Bachman	178
2001	Angela Eckmier	116
2002	Cira Wright	133
2003	Cira Wright	124
2004	Nana Meriwether	189
2005	Nana Meriwether	196
2006	Nana Meriwether	242
2007	Rachell Johnson	141
2008	Amanda Gil	175
2009	Amanda Gil	180

2010	Katie Camp	99
2011	Mariana Aquino	113
2012	Zoë Nightingale	152

POINTS

1978-83	Not Available	
1984	Liz Masakayan	686.5
1985	Liz Masakayan	681.0
1986	Lisa Ettesvold	539.5
1987	Daiva Tomkus	702.0
1988	Daiva Tomkus	619.0
1989	Daiva Tomkus	548.0
1990	Natalie Williams	732.0
1991	Natalie Williams	720.0
1992	Natalie Williams	590.0
1993	Annett Buckner	614.5
1994	Annett Buckner	759.5
1995	Kim Krull	528.0
1996	Kim Krull	509.5
1997	Kara Milling	704.0
1998	Kristee Porter	670.0
1999	Kristee Porter	654.0
2000	Kristee Porter	821.5
2001	Ashley Bowles	467.5
2002	Lauren Fendrick	490.0
2003	Brynn Murphy	541.0
2004	Nana Meriwether	438.5
2005	Kaitlin Sather	478.5
2006	Nana Meriwether	637.0
2007	Ali Daley	529.0
2008	Ali Daley	420.0
2009	Dacey McGraw	406.5
2010	Dacey McGraw	488.5
2011	Rachael Kidder	639.5
2012	Tabi Love	553.0



INDIVIDUAL SINGLE-MATCH RECORDS (WITH RECORDS FOR 3, 4 AND 5 SET MATCHES WHEN AVAILABLE)

CATEGORY	PLAYER	RECORD	SETS	DATE & OPPONENT
Kills	Natalie Williams	43	5	9/7/91 at Hawai'i
	Ashley Bowles	35	4	11/15/98 at Washington
	Natalie Williams	31	3	12/17/92 vs. Florida (N, P)
	Kristee Porter	31	3	12/9/99 vs. Pepperdine (N, P)
Total Attacks	Kristee Porter	95	5	10/12/00 at Arizona
Hitting Percentage (10-19 att.)	Sharyl Bilas	.786 (12-1-19)	4	9/21/86 vs. Arizona State
	Elisabeth Bachman	.938 (15-0-16)	3	10/28/99 vs. Washington
Hitting Pct. (minimum 20 att.)	Daiva Tomkus	.615 (17-1-26)	5	10/19/88 at UC Santa Barbara
	Nana Meriwether	.759 (22-0-29)	4	9/8/06 vs. Texas State (N)
	Nana Meriwether	.875 (22-1-24)	3	9/2/06 vs. Florida (N)
Hitting Pct. (minimum 30 att.)	Patty Orozco	.558 (29-5-43)	5	10/19/83 vs. San Diego State
	Lisa Ettesvold	.633 (22-3-30)	3	11/30/85 at Western Michigan
Assists	Holly McPeak	97	5	10/19/90 vs. Stanford
	Kelly Flannigan	85	4	9/23/95 vs. Stanford
	Julie Bremner	76	3	12/17/92 vs. Florida (N, P)
Service Aces	Liz Masakayan	8	5	10/19/83 vs. San Diego State
	Bojana Todorovic	8	3	8/27/11 vs. Cal State Fullerton (N)
	Lauren Fendrick	7	4	9/22/00 at California
Digs	Chrissie Zartman	36	5	11/12/04 vs. USC
	Jessica Fine	33	4	11/20/07 at Pepperdine
	Chrissie Zartman	28	3	12/4/04 vs. Long Beach State (P)
	Lainey Gera	28	3	11/12/10 vs. Arizona State
Block Solos	Nana Meriwether	8	5	11/4/05 at Oregon
	Marissa Hatchett	7	4	10/26/90 at Oregon State
Block Assists	Lisa Hudak	15	5	11/3/90 vs. Hawai'i
	Irene Renteria	15	4	12/9/93 vs. Stanford (P)
	Marissa Hatchett	12	3	11/3/89 at Stanford
Total Blocks	Kathy Herse	17	5	10/10/81 at Hawai'i
	Nana Meriwether	17	5	11/12/05 vs. Washington
	Irene Renteria	16	4	12/9/93 vs. Stanford (P)
	Kim Krull	16	4	9/8/95 at Michigan
	Marissa Hatchett	14	3	11/3/89 at Stanford
	Nana Meriwether	14	3	9/10/04 vs. Missouri State (N)

Key: N - Neutral-Site Match; P - Postseason Match

UCLA AND OPPONENT SINGLE-MATCH RECORDS

CATEGORY	UCLA	SETS	DATE & OPPONENT	OPP	SETS	DATE & OPPONENT
Most Kills	128	5	10/19/90 vs. Stanford	120	5	10/19/90 by Stanford
Fewest Kills	24	3	9/27/83 vs. Long Beach State	8	3	9/25/87 by Oregon State
Most Errors	50	5	9/28/84 at UH, 10/18/85 vs. USC	57	5	11/3/90 by Hawai'i
Fewest Errors	2	3	9/25/87 at Oregon State	5	3	10/22/88 by Oregon State
Most Total Attacks	292	5	10/19/90 vs. Stanford	287	5	10/19/90 by Stanford
Fewest Total Attacks	41	3	9/25/87 at Oregon State	7	3	9/25/87 by Oregon State
Lowest Hitting Pct.	-.008	3	11/15/96 vs. Stanford	-.159	3	12/4/92 by Ball State
Highest Hitting Pct.	.659	3	9/25/87 at Oregon State	.469	3	9/2/96 by Hawai'i
Most Assists	112	5	10/19/90 vs. Stanford	111	5	10/19/90 by Stanford
Most Service Aces	21	5	9/28/84 at Hawai'i	15	5	10/26/82 by San Diego State
Most Service Errors	21	4	11/19/99 at USC	25	5	10/1/81 by San Diego State
Most Reception Errors	21	4	9/6/85 at BYU	26	5	10/19/83 by San Diego State
Most Digs	155	5	10/20/89 at Arizona State	161	5	10/20/89 by Arizona State
Most Block Solos	19	4	9/24/85 at Arizona State	13	4	9/21/82 by Long Beach State
Most Block Assists	50	5	11/3/90 vs. Hawai'i	47	5	10/19/84 by USC
Most Total Blocks	28 (3-50)	5	11/3/90 vs. Hawai'i	31 (8-47)	5	10/19/84 by USC
Most Block Errors	23	4	10/15/83 at Cal Poly	26	4	10/5/84 by UC Santa Barbara
Most Ball Handling Errors	20	5	9/25/81 at Arizona	26	3	10/2/84 by Cal State Fullerton

TOP 10 UCLA SINGLE-SEASON TEAM RECORDS

CATEGORY	TOP 10 SEASONS
K	1. 2458 ('90), 2. 2436 ('83), 3. 2426 ('80), 4. 2364 ('86), 5. 2330 ('81), 6. 2327 ('87), 7. 2282 ('00), 8. 2253 ('85), 9. 2214 ('94), 10. 2197 ('91)
KPS	1. 18.61 ('97), 2. 18.40 ('00), 3. 18.15 ('92), 4. 17.81 ('90), 5. 17.71 ('99), 6. 17.53 ('95), 7. 17.44 ('91), 8. 17.40 ('88), 9. 17.37 ('87), 10. 17.20 ('85)
ATT	1. 5934 ('90), 2. 5789 ('80), 3. 5644 ('86), 4. 5624 ('07), 5. 5517 ('83 & '85), 7. 5499 ('87), 8. 5435 ('00), 9. 5282 ('95), 10. 5274 ('06)
HIT%	1. .330 ('92), 2. .295 ('12), 3. .287 ('99), 4. .274 ('81), 5. .272 ('06), 6. .271 ('88), 7. .271 ('00), 8. .270 ('89), 9. .270 ('91), 10. .267 ('90)
A	1. 2192 ('90), 2. 2099 ('00), 3. 2022 ('06), 4. 2017 ('86), 5. 2014 ('87), 6. 2008 ('94), 7. 2005 ('85), 8. 1911 ('91), 9. 1909 ('07), 10. 1886 ('97)
APS	1. 17.15 ('97), 2. 16.93 ('00), 3. 16.30 ('92), 4. 16.26 ('99), 5. 15.88 ('90), 6. 15.80 ('06), 7. 15.80 ('95), 8. 15.45 ('93), 9. 15.43 ('01), 10. 15.31 ('85)
SA	1. 390 ('83), 2. 352 ('81), 3. 294 ('84), 4. 260 ('87), 5. 246 ('82), 6. 231 ('85), 7. 229 ('80), 8. 217 ('88), 9. 211 ('91), 10. 209 ('89)
SAPS	1. 2.31 ('84), 2. 1.94 ('87), 3. 1.84 ('88), 4. 1.76 ('85), 5. 1.76 ('01), 6. 1.76 ('89), 7. 1.72 ('92), 8. 1.67 ('91), 9. 1.60 ('00), 10. 1.52 ('99)
D	1. 2433 ('07), 2. 2361 ('90), 3. 2229 ('84), 4. 2157 ('06), 5. 2148 ('87), 6. 2146 ('04), 7. 2120 ('03), 8. 2108 ('85), 9. 2083 ('00), 10. 2047 ('86)
DPS	1. 19.46 ('07), 2. 17.88 ('04), 3. 17.55 ('84), 4. 17.38 ('03), 5. 17.20 ('02), 6. 17.12 ('88), 7. 17.11 ('90), 8. 16.86 ('95), 9. 16.85 ('06), 10. 16.80 ('00)
BS	1. 147 ('84), 2. 140 ('86), 3. 139 ('90), 4. 136 ('94), 5. 111 ('89), 6. 109 ('88), 7. 103 ('97), 8. 102 ('92), 9. 100 ('85), 10. 99 ('91)
BA	1. 768 ('06), 2. 749 ('90), 3. 710 ('93), 4. 676 ('91), 5. 663 ('94), 6. 630 ('07), 7. 628 ('89), 8. 607 ('87), 9. 573 ('09), 10. 565 ('92)
TB	1. 513.5 ('96), 2. 467.5 ('94), 3. 451 ('06), 4. 437 ('91), 5. 425 ('89), 6. 418 ('86), 7. 408 ('93), 8. 400.5 ('87), 9. 384.5 ('92), 10. 379 ('07)
BPS	1. 3.72 ('90), 2. 3.57 ('89), 3. 3.53 ('92), 4. 3.52 ('06), 5. 3.47 ('91), 6. 3.46 ('94), 7. 3.40 ('93), 8. 3.16 ('95), 9. 3.14 ('97), 10. 3.03 ('07)


* - total sets played unavailable from 1983 season and prior

MISCELLANEOUS TEAM RECORDS

Best Winning Percentage	.973 (36-1, 1990)
Most Matches Won	44 (1983)
Most Matches Played	52 (1980)
Most Consecutive Matches Won	43 (11/16/91 - 12/17/92)
Most Consecutive Home Matches Won	52 (10/28/87 - 10/26/91)
Home Attendance Records (All-Time)	7,177 (12/21/91 vs. Long Beach State - NCAA Title Match)
Regular Season (Free)	6,215 (10/14/95 vs. Arizona State)
Regular Season (Paid)	5,528 (10/18/85 vs. USC)



ELISABETH BACHMAN



ASHLEY BOWLES



LAUREN FENDRICK



KIM KRULL

KILLS - 30 & OVER

PLAYER	K	SETS	DATE & OPPONENT
Natalie Williams	43	5	9/7/91 at Hawai'i
Kristee Porter	38	5	10/14/98 vs. UC Santa Barbara
Kristee Porter	38	5	12/3/00 vs. Michigan State (P)
Natalie Williams	37	5	10/19/90 vs. Stanford
Annett Buckner	37	5	10/12/94 vs. USC
Kristee Porter	36	5	10/30/98 vs. USC
Kristee Porter	36	5	10/22/99 at Arizona
Kristee Porter	36	5	10/13/00 at Arizona State
Ashley Bowles	35	4	11/15/98 at Washington
Kristee Porter	35	5	11/20/98 vs. Stanford
Kristee Porter	35	5	10/12/00 at Arizona
Kristee Porter	35	5	12/9/00 at Wisconsin (P)
Elaine Youngs	34	5	9/7/91 at Hawai'i
Kara Milling	34	5	10/3/97 vs. California
Patty Orozco	33	5	11/12/82 vs. Stanford
Liz Masakayan	33	5	11/20/85 at USC
Kristee Porter	33	5	11/24/98 vs. Pepperdine
Kristee Porter	33	4	9/3/00 vs. Texas A&M (N)
Patty Orozco	32	5	9/29/83 at Hawai'i
Patty Orozco	32	5	11/17/83 vs. Stanford
Liz Masakayan	32	5	11/10/84 vs. Stanford (N)
Liz Masakayan	32	5	12/16/84 vs. Stanford (P)
Jenny Evans	32	5	10/19/90 vs. Stanford
Natalie Williams	32	5	12/21/91 vs. Long Beach St. (P)
Liz Masakayan	31	5	10/11/85 vs. San Diego State
Liz Masakayan	31	5	10/18/85 vs. USC
Natalie Williams	31	5	9/21/91 at Oregon State
Natalie Williams	31	3	12/17/92 vs. Florida (N, P)
Kristee Porter	31	4	9/6/99 at Hawai'i
Kristee Porter	31	3	12/9/99 vs. Pepperdine (N, P)
Liz Masakayan	30	5	9/20/83 at San Diego State
Kara Milling	30	4	10/26/97 vs. Washington
Kristee Porter	30	5	8/25/00 vs. Penn State (N)
Kristee Porter	30	5	9/28/00 vs. Oregon State
Kristee Porter	30	4	10/6/00 at USC
Kristee Porter	30	5	10/27/00 at Oregon State
Kristee Porter	30	5	10/11/01 vs. Stanford
Rachael Kidder	30	5	9/23/11 vs. Stanford

ASSISTS - 70 & OVER

PLAYER	A	SETS	DATE & OPPONENT
Holly McPeak	97	5	10/19/90 vs. Stanford
Holly McPeak	95	5	11/7/90 vs. UC Santa Barbara
Erika Selsor	89	5	12/3/00 vs. Michigan State (P)
Erika Selsor	88	5	10/14/98 vs. UC Santa Barbara
Kelly Flannigan	85	4	9/23/95 vs. Stanford
Kim Coleman	81	5	10/3/97 vs. California
Michelle Boyette	80	5	11/20/85 at USC
Erika Selsor	80	5	12/9/00 at Wisconsin (P)
Michelle Boyette	79	5	10/11/85 vs. San Diego State
Kim Coleman	79	4	9/12/97 at Texas
Kim Coleman	79	4	11/7/97 vs. Oregon State
Erika Selsor	79	4	10/6/00 at USC
Ann Boyer	78	5	10/11/86 vs. Hawai'i
Erika Selsor	78	4	11/15/98 at Washington
Ann Boyer	77	5	10/18/85 vs. USC
Erika Selsor	77	5	10/12/00 at Arizona
Ann Boyer	76	5	9/27/85 at Hawai'i
Ann Boyer	76	4	10/10/87 vs. BYU
Julie Bremner	76	3	12/17/92 vs. Florida (N, P)
Krystal McFarland	76	5	9/11/04 at Hawai'i
Ann Boyer	75	5	12/6/86 vs. Loyola Marymount (P)
Erika Selsor	75	4	12/8/00 vs. Pacific (N, P)
Kim Coleman	74	4	10/14/97 at UC Santa Barbara
Ann Boyer	73	5	10/6/87 at Pacific
Kim Coleman	73	5	9/19/97 vs. Arizona
Erika Selsor	73	5	10/30/98 vs. USC
Julie Bremner	72	5	12/21/91 vs. Long Beach St. (P)
Erika Selsor	72	5	11/20/98 vs. Stanford
Erika Selsor	72	5	10/22/99 at Arizona
Kelly Flannigan	71	5	9/30/95 at Oregon State
Nellie Spicer	71	5	11/12/05 vs. Washington
Holly McPeak	70	5	11/3/90 vs. Hawai'i
Kim Coleman	70	5	10/11/97 at Oregon State
Erika Selsor	70	4	9/20/98 at Stanford
Erika Selsor	70	5	10/25/98 at Oregon
Erika Selsor	70	3	12/9/99 vs. Pepperdine (N, P)
Erika Selsor	70	4	9/3/00 vs. Texas A&M (N)

DIGS - 30 & OVER

PLAYER	D	SETS	DATE & OPPONENT
Chrissie Zartman	36	5	11/12/04 vs. USC
Chrissie Zartman	34	5	12/11/04 at Washington (P)

Elaine Youngs	33	5	10/20/89 at Arizona State
Jessica Fine	33	4	11/20/07 at Pepperdine
Jenny Evans	32	5	11/3/90 vs. Hawai'i
Chrissie Zartman	32	4	11/27/04 at Washington
Jordan Smith	32	4	10/22/05 vs. Arizona State
Jessica Fine	32	4	11/25/08 vs. Pepperdine
Lainey Gera	32	5	10/15/10 at Arizona
Chrissie Zartman	31	5	11/5/04 at California
Chrissie Zartman	31	4	12/3/04 vs. Loyola Marymount (P)
Lainey Gera	31	4	11/19/10 at Oregon
Patty Orozco	30	5	12/17/83 vs. Pacific (N, P)
Samantha Shaver	30	5	10/19/90 vs. Stanford
Jenny Johnson	30	5	11/25/95 vs. Texas (N)
Chrissie Zartman	30	5	9/11/04 at Hawai'i
Jessica Fine	30	4	11/8/07 at Oregon State
Jessica Fine	30	5	10/10/08 vs. Washington
Jessica Fine	30	5	11/1/08 vs. Oregon
Lainey Gera	30	4	12/5/09 vs. Baylor (P)

BLOCKS - 12 & OVER

PLAYER	BLK	SETS	DATE & OPPONENT
Kathy Herse	17 (3-14)	5	10/10/81 at Hawai'i
Nana Meriwether	17 (5-12)	5	11/12/05 vs. Washington
Irene Renteria	16 (1-15)	4	12/9/93 vs. Stanford (P)
Kim Krull	16 (2-14)	4	9/8/95 at Michigan
Nana Meriwether	16 (8-8)	5	11/4/05 at Oregon
Lisa Hudak	15 (0-15)	5	11/3/90 vs. Hawai'i
Natalie Williams	15 (1-14)	5	11/3/90 vs. Hawai'i
Nana Meriwether	15 (2-13)	5	9/28/06 vs. Washington
Daiva Tomkus	14 (3-11)	4	10/30/87 at Arizona
Marissa Hatchett	14 (2-12)	3	11/3/89 at Stanford
Nana Meriwether	14 (3-11)	3	9/10/04 vs. Missouri St. (N)
Zoe Nightingale	14 (3-11)	4	11/23/12 vs. USC
Marissa Hatchett	13 (2-11)	5	10/20/89 at Arizona State
Marissa Hatchett	13 (3-10)	5	10/19/90 vs. Stanford
Marissa Hatchett	13 (7-6)	4	10/26/90 at Oregon State
Nana Meriwether	13 (1-12)	4	11/11/06 at Stanford
Amanda Gil	13 (2-11)	5	11/1/08 vs. Oregon
Sharyl Bilas	12 (0-12)	5	11/5/86 at San Diego State
Marissa Hatchett	12 (3-9)	5	10/5/89 vs. Stanford
Marissa Hatchett	12 (2-10)	4	12/7/90 vs. New Mexico (P)
Marissa Hatchett	12 (3-9)	5	11/7/90 vs. UC Santa Barb.
Irene Renteria	12 (0-12)	5	11/19/93 at Stanford
Elisabeth Bachman	12 (2-10)	4	11/15/98 at Washington
Nana Meriwether	12 (1-11)	4	10/27/06 at Washington

20 KILLS-20 DIGS

PLAYER	K-D	DATE & OPPONENT
Liz Masakayan	27-24	11/17/83 vs. Stanford
Patty Orozco	28-30	12/17/83 vs. Pacific (N, P)
Liz Masakayan	26-27	9/28/84 at Hawai'i
Liz Masakayan	23-23	12/9/84 at Texas (P)
Liz Masakayan	32-24	12/16/84 vs. Stanford (P)
Katie McFarrey	20-20	12/16/84 vs. Stanford (P)
Liz Masakayan	27-22	9/27/85 at Hawai'i
Liz Masakayan	23-24	10/12/85 vs. Cal Poly
Liz Masakayan	31-28	10/18/85 vs. USC
Liz Masakayan	25-20	10/30/85 vs. UC Santa Barbara
Liz Masakayan	33-27	11/20/85 at USC
Liz Masakayan	28-24	12/20/85 vs. Pacific (N, P)
Lori Zeno	21-27	9/26/86 at Texas
Daiva Tomkus	20-22	10/6/87 at Pacific
Lori Zeno	25-26	10/6/87 at Pacific
Wendy Fletcher	23-26	10/13/87 at UC Santa Barbara
Daiva Tomkus	26-23	11/20/87 at California
Elaine Youngs	29-33	10/20/89 at Arizona State
Jenny Evans	20-28	9/7/90 vs. Ohio State (N)
Jenny Evans	24-21	10/13/90 at Arizona State
Jenny Evans	32-23	10/19/90 vs. Stanford
Jenny Evans	25-31	11/3/90 vs. Hawai'i
Samantha Shaver	23-25	11/7/90 vs. UC Santa Barbara
Elaine Youngs	34-25	9/7/91 at Hawai'i
Natalie Williams	23-26	10/2/91 at UC Santa Barbara
Annett Buckner	24-22	10/15/94 vs. Oregon State
Annett Buckner	23-20	12/17/94 vs. Stanford (N, P)
Jenny Johnson	23-20	10/14/95 vs. Arizona State
Jenny Johnson	20-30	11/25/95 vs. Texas (N)
Kara Milling	34-20	10/3/97 vs. California
Kara Milling	21-20	11/7/97 vs. Oregon State
Kristee Porter	38-24	10/14/98 vs. UC Santa Barbara
Kristee Porter	35-26	10/12/00 at Arizona
Kristee Porter	36-21	10/13/00 at Arizona State
Ashley Bowles	25-21	12/3/00 vs. Michigan State (P)
Lauren Fendrick	24-22	12/9/00 at Wisconsin (P)
Ashley Bowles	24-21	11/2/01 vs. Washington State
Ali Daley	26-25	10/12/07 vs. Oregon State

TRIPLE-DOUBLES

PLAYER	K-D-B	DATE & OPPONENT
Michelle Boyette	11-18-81 (assists)	12/16/84 vs. Stanford (P)
Sharyl Bilas	11-20-12	11/5/86 at San Diego State
Elaine Youngs	14-13-10	11/17/88 vs. Stanford
Daiva Tomkus	20-18-10	9/16/89 at Illinois
Daiva Tomkus	14-13-11	12/1/89 vs. Pepperdine
Marissa Hatchett	25-12-13	10/19/90 vs. Stanford
Natalie Williams	32-14-15	11/3/90 vs. Hawai'i
Kim Krull	11-11-11	11/26/93 vs. BYU (N)
Annett Buckner	20-10-10	12/10/93 vs. Stanford (P)
Kim Krull	15-14-16	9/8/95 at Michigan
Kim Krull	13-12-10	9/28/96 at USC

HITTING PERCENTAGE - .700 & OVER (10-19 TA)

PLAYER	PCT (K-E-TA)	DATE & OPPONENT
Elisabeth Bachman	.938 (15-0-16)	10/28/99 vs. Washington
Cammy Chalmers	.909 (10-0-11)	11/24/82 vs. Cal Poly
Lori Zeno	.909 (10-0-11)	11/14/87 vs. Washington State
Liz Masakayan	.900 (9-0-10)	9/10/85 vs. UC Santa Barbara
Lori Zeno	.846 (11-0-13)	9/25/87 at Oregon State
Lisa Ettesvold	.833 (10-0-12)	9/18/84 at Loyola Marymount
Annett Buckner	.833 (10-0-12)	10/9/92 vs. Oregon
Nana Meriwether	.824 (14-0-17)	12/3/05 vs. San Diego (P)
Elisabeth Bachman	.818 (9-0-11)	10/16/99 at Oregon State
Colby Lyman	.818 (9-0-11)	10/7/06 at Arizona State
Kelly Reeves	.800 (8-0-10)	11/15/12 vs. California
Sharyl Bilas	.786 (12-1-19)	9/21/86 vs. Arizona State
Marissa Hatchett	.778 (15-1-18)	11/28/92 at Long Beach State
Merja Connolly	.750 (9-0-12)	10/21/82 vs. Cal State Fullerton
Lauren Fendrick	.750 (9-0-12)	9/23/00 at Stanford
Nana Meriwether	.750 (12-0-16)	9/16/06 vs. Long Island (N)
Bojana Todorovic	.750 (12-0-16)	10/2/11 at Colorado
Katie Camp	.733 (11-0-15)	10/11/08 vs. Washington State
Tamika Johnson	.727 (8-0-11)	9/7/96 vs. Weber State (N)
Amy Nihipali	.727 (9-1-11)	11/18/97 vs. Cal State Northridge
Nellie Spicer	.727 (8-0-11)	10/18/08 at Arizona State
Sara Sage	.727 (8-0-11)	8/29/09 vs. Western Michigan (N)
Elisabeth Bachman	.722 (13-0-18)	10/20/00 vs. California
Rachell Johnson	.722 (14-1-18)	8/26/06 vs. Tennessee Tech (N)
Katie Camp	.722 (13-0-18)	9/19/08 vs. Virginia (N)
Elisabeth Bachman	.714 (10-0-14)	9/1/96 vs. Michigan (N)
Elisabeth Bachman	.706 (12-0-17)	12/4/99 vs. Eastern Washington (P)
Tamika Johnson	.700 (7-0-10)	11/11/99 vs. Oregon
Heather Cullen	.700 (7-0-10)	11/29/02 vs. Butler (N)

HITTING PERCENTAGE - .600 & OVER (MIN. 20 TA)

PLAYER	PCT	DATE & OPPONENT
Nana Meriwether	.875 (22-1-24)	9/2/06 vs. Florida (N)
Nana Meriwether	.759 (22-0-29)	9/8/06 vs. Texas State (N)
Kristee Porter	.741 (20-0-27)	9/8/01 vs. Pepperdine (N)
Marissa Hatchett	.739 (18-1-23)	9/3/92 vs. Illinois (N)
Nana Meriwether	.708 (18-1-24)	12/2/05 vs. Kansas (P)
Nana Meriwether	.708 (17-0-24)	12/8/06 vs. Oklahoma (N, P)
Nana Meriwether	.700 (14-0-20)	9/22/06 at Oregon State
Annett Buckner	.696 (17-1-23)	11/22/91 vs. Oregon State
Lori Zeno	.681 (16-1-22)	11/6/87 at Utah
Elisabeth Bachman	.654 (17-0-26)	11/8/98 vs. Arizona
Dawn Kenny	.650 (14-1-20)	12/14/85 at Texas (P)
Michelle Mauney	.650 (15-2-20)	11/7/95 at UC Santa Barbara
Nana Meriwether	.650 (13-0-20)	9/8/05 vs. Cal State Northridge (N)
Tabi Love	.640 (17-1-25)	11/9/12 at Colorado
Lisa Ettesvold	.633 (22-3-30)	11/30/85 at Western Michigan
Elisabeth Bachman	.630 (18-1-27)	9/6/96 vs. Utah (N)
Natalie Williams	.629 (12-2-35)	9/5/92 at Hawai'i
Daiva Tomkus	.619 (13-0-21)	9/2/88 at San Diego State
Natalie Williams	.619 (15-2-21)	9/28/90 vs. Oregon
Elisabeth Bachman	.619 (15-2-21)	9/10/99 vs. Wright State (N)
Heather Cullen	.619 (14-1-21)	11/9/02 at Oregon
Nancy Barba	.619 (14-1-21)	10/28/05 at USC
Daiva Tomkus	.615 (17-1-26)	10/19/88 at UC Santa Barbara
Annett Buckner	.615 (20-4-26)	10/5/91 vs. Arizona State
Katie Carter	.615 (16-0-26)	11/19/04 vs. Oregon State
Wendy Fletcher	.609 (16-2-23)	10/17/86 at California
Tabi Love	.606 (21-1-33)	11/15/12 vs. California
Lori Zeno	.600 (14-2-20)	10/25/86 vs. Washington
Daiva Tomkus	.600 (24-3-35)	9/2/88 at San Diego State
Jenny Evans	.600 (13-1-20)	12/14/89 vs. Nebraska (N, P)
Marissa Hatchett	.600 (12-0-20)	10/23/92 at Washington State
Annett Buckner	.600 (15-0-25)	9/24/93 at Oregon
Elisabeth Bachman	.600 (16-1-25)	10/16/99 at Oregon State
Heather Cullen	.600 (17-2-25)	9/5/03 vs. Idaho (N)
Nana Meriwether	.600 (10-1-15)	9/1/04 at Cal State Northridge
Nancy Barba	.600 (13-1-20)	11/11/05 vs. Washington State

Key: N - Neutral-Site Match; P - Postseason Match

AVCA All-Americans

1981	
Linda Robertson	First Team

1982	
Jeanne Beauprey	First Team

1983	
Patty Orozco	First Team

1984	
Liz Masakayan	First Team
Michelle Boyette	Second Team

1985	
Liz Masakayan	First Team
Lisa Ettesvold	Second Team

1986	
Ann Boyer	Second Team
Lisa Ettesvold	Second Team

1987	
Daiva Tomkus	First Team
Lori Zeno	Second Team

1988	
Ann Boyer	First Team
Daiva Tomkus	First Team
Elaine Youngs	Second Team

1989	
Daiva Tomkus	First Team
Elaine Youngs	First Team
Natalie Williams	Second Team

1990	
Natalie Williams	First Team
Jenny Evans	Second Team

1991	
Natalie Williams	First Team
Elaine Youngs	Second Team

1992	
Marissa Hatchett	First Team
Natalie Williams	First Team
Elaine Youngs	First Team

1993	
Julie Bremner	First Team
Annett Buckner	First Team

1994	
Annett Buckner	First Team
Alyson Randick	Second Team

1997	
Kara Milling	Second Team

1999	
Kristee Porter	Second Team

2000	
Kristee Porter	First Team

2004	
Chrissie Zartman	Second Team
Krystal McFarland	Third Team

2005	
Nana Meriwether	Third Team

2006	
Nana Meriwether	First Team
Nellie Spicer	First Team
Katie Carter	Third Team

2007	
Nellie Spicer	First Team

2008	
Nellie Spicer	First Team
Jessica Fine	Third Team

2009	
Amanda Gil	Second Team
Kaitlin Sather	Honorable Mention
Lauren Cook	Freshman of the Year

2011	
Rachael Kidder	First Team

2012	
Tabi Love	First Team
Rachael Kidder	Honorable Mention

MULTIPLE AVCA All-American Awards

4 - N.Williams, E.Youngs
3 - N.Spicer, D.Tomkus
2 - A.Boyer, A.Buckner, L.Ettesvold, R.Kidder, L.Masakayan, N.Meriwether, K.Porter

MULTIPLE First-Team Awards

3 - N.Spicer, D.Tomkus, N.Williams
2 - A.Buckner, L.Masakayan, E.Youngs

Volleyball Magazine All-Americans

1978	
Denise Corlett	First Team
Lindy Vivas	Second Team
Elaine Roque	Honorable Mention
Linda Robertson	Honorable Mention

1979	
Denise Corlett	First Team
Linda Robertson	Second Team

1983	
Patty Orozco	First Team
Merja Connolly	Honorable Mention
Liz Masakayan	Honorable Mention

1984	
Liz Masakayan	First Team
Michelle Boyette	Second Team

Merja Connolly	Honorable Mention
Katie McGarrey	Honorable Mention

1985	
Liz Masakayan	First Team
Michelle Boyette	Honorable Mention
Lisa Ettesvold	Honorable Mention

1986	
Ann Boyer	Third Team
Lisa Ettesvold	Honorable Mention

1987	
Lori Zeno	Third Team
Ann Boyer	Honorable Mention
Daiva Tomkus	Honorable Mention

1988	
Ann Boyer	First Team
Daiva Tomkus	First Team
Elaine Youngs	Third Team

1989	
Daiva Tomkus	First Team
Elaine Youngs	First Team
Natalie Williams	Honorable Mention

1990	
Natalie Williams	Player of the Year, First Team
Jenny Evans	Second Team
Marissa Hatchett	Honorable Mention
Samantha Shaver	Honorable Mention

1991	
Natalie Williams	First Team
Elaine Youngs	Third Team
Annett Buckner	Freshman of the Year, All-Fr Tm

1992	
Natalie Williams	Player of the Year, First Team
Elaine Youngs	First Team
Julie Bremner	Second Team
Marissa Hatchett	Second Team

1993	
Kim Krull	Freshman of the Year, All-Fr Tm

1994	
Annett Buckner	First Team
Jenny Johnson	Honorable Mention
Kara Milling	All-Freshman Team

1995	
Jenny Johnson	Honorable Mention

1997	
Kara Milling	Third Team

1999	
Kristee Porter	First Team

2000	
Kristee Porter	Player of the Year, First Team
Elisabeth Bachman	Honorable Mention

2003	
Chrissie Zartman	First Team

2006	
Nana Meriwether	First Team
Nellie Spicer	First Team
Katie Carter	Honorable Mention

2007	
Nellie Spicer	First Team

2008	
Nellie Spicer	First Team
Jessica Fine	Honorable Mention

2009	
Amanda Gil	Second Team

2011	
Rachael Kidder	First Team

2012	
Rachael Kidder	Second Team
Tabi Love	Second Team

MULTIPLE VB MAG All-American Awards

4 - N.Williams, E.Youngs
3 - A.Boyer, L.Masakayan, N.Spicer, D.Tomkus
2 - M.Boyette, M.Connolly, D.Corlett, L.Ettesvold, M.Hatchett, J.Johnson, R.Kidder, K.Porter, L.Robertson

MULTIPLE First-Team Awards

3 - N.Spicer, N.Williams
2 - D.Corlett, L.Masakayan, K.Porter, D.Tomkus, E.Youngs

USVBA All-Americans

1980	
Wendy Baldwin	Honorable Mention

1984	
Merja Connolly	Second Team
Michelle Boyette	Honorable Mention
Dawn Kenny	Honorable Mention
Liz Masakayan	Honorable Mention

1987	
Ann Boyer	Second Team
Lori Zeno	Second Team
Stacy Buck	Honorable Mention

1989	
Daiva Tomkus	Second Team

1990	
Ann Boyer	First Team
Daiva Tomkus	First Team

2000	
Elisabeth Bachman, Michelle Quon	

2002	
Lauren Fendrick, Krystal McFarland	



ANNETT BUCKNER



RACHAEL KIDDER



DAIVA TOMKUS



ELAINE YOUNGS

AVCA NATIONAL PLAYER OF THE YEAR

1992 Natalie Williams

AVCA NATIONAL PLAYER OF THE WEEK

Oct. 17, 1994 Annett Buckner
Oct. 19, 1998 Kristee Porter
Nov. 14, 2005 Nellie Spicer
Sept. 5, 2006 Nana Meriwether
Sept. 15, 2009 Lauren Cook
Sept. 27, 2011 Kelly Reeves

AVCA NATIONAL COACH OF THE YEAR

1989 and 2006 Andy Banachowski
2011 Michael Sealy

AVCA ALL-PACIFIC REGION

1987
Lori Zeno First Team

1988
Ann Boyer First Team
Daiva Tomkus First Team
Elaine Youngs First Team

1989
Marissa Hatchett First Team
Daiva Tomkus First Team
Natalie Williams First Team
Elaine Youngs First Team
Jennifer Gratteau Second Team

1990
Jenny Evans First Team
Marissa Hatchett First Team
Holly McPeak First Team
Natalie Williams First Team

1991
Natalie Williams First Team
Elaine Youngs First Team
Marissa Hatchett Second Team

1992
Marissa Hatchett First Team
Natalie Williams First Team
Elaine Youngs First Team
Julie Bremner Second Team

1993
Julie Bremner First Team
Annett Buckner First Team
Irene Renteria Second Team

1994
Annett Buckner First Team
Alyson Randick First Team

1997
Kim Coleman First Team
Kara Milling First Team

1998
Elisabeth Bachman First Team
Kristee Porter First Team

1999
Elisabeth Bachman First Team
Kristee Porter First Team
Erika Selsor First Team

2000
Elisabeth Bachman First Team
Kristee Porter First Team

2001
Erika Selsor First Team

2002
Chrissie Zartman First Team

2003
Chrissie Zartman Honorable Mention

2004

Chrissie Zartman First Team
Krystal McFarland Honorable Mention

2005

Nana Meriwether First Team

2006

Nana Meriwether First Team
Nellie Spicer First Team
Katie Carter Honorable Mention

2007

Nellie Spicer First Team

2008

Nellie Spicer First Team
Jessica Fine Honorable Mention
Amanda Gil Freshman of the Year

2009

Amanda Gil First Team
Kaitlin Sather Honorable Mention
Lauren Cook Freshman of the Year

2010

Dacey McGraw Honorable Mention

2011

Rachael Kidder First Team

2012

Tabi Love First Team
Rachael Kidder Honorable Mention

MULTIPLE AVCA ALL-PACIFIC REGION AWARDS

4 - M.Hatchett, N.Williams, E.Youngs
3 - E.Bachman, K.Porter, N.Spicer, C.Zartman
2 - J.Bremner, A.Buckner, R.Kidder, N.Meriwether, E.Selsor, D.Tomkus

MULTIPLE FIRST-TEAM AWARDS

4 - N.Williams, E.Youngs
3 - E.Bachman, M.Hatchett, K.Porter, N.Spicer
2 - A.Buckner, N.Meriwether, E.Selsor, D.Tomkus, C.Zartman

ALL-AIAW TOURNAMENT TEAM

1978 and 1979 Denise Corlett

ALL-NCAA TOURNAMENT TEAM

1981
Jeanne Beauprey, Patty Orozco, Linda Robertson

1983

Patty Orozco

1984

Michelle Boyette, Merja Connolly, Liz Masakayan

1985

Liz Masakayan

1990

Natalie Williams Most Outstanding Player
Jenny Evans, Marissa Hatchett, Holly McPeak

1991

Natalie Williams co-Most Outstanding Player
Elaine Youngs

1992

Natalie Williams, Elaine Youngs

1994

Annett Buckner, Jenny Johnson

2011

Rachael Kidder Most Outstanding Player
Zoë Nightingale, Lauren Van Orden

ALL-REGIONAL TOURNAMENT TEAM

1981
Jeanne Beauprey, Patty Orozco, Linda Robertson

1982

Jeanne Beauprey, Patty Orozco

1983

Patty Orozco Most Valuable Player
Michelle Boyette, Merja Connolly

1984

Michelle Boyette, Liz Masakayan

1985

Liz Masakayan Most Valuable Player
Michelle Boyette, Lisa Ettesvold, Dawn Kenny

1988

Ann Boyer, Samantha Shaver, Daiva Tomkus

1989

Daiva Tomkus, Elaine Youngs

1990

Marissa Hatchett, Holly McPeak, Natalie Williams

1991

Marissa Hatchett, Natalie Williams, Elaine Youngs

1992

Julie Bremner, Marissa Hatchett, Natalie Williams, Elaine Youngs

1993

Julie Bremner, Annett Buckner, Irene Renteria

1994

Annett Buckner, Kelly Flannigan, Jenny Johnson, Alyson Randick

1995

Kim Krull, Kara Milling

1999

Ashley Bowles, Kristee Porter

2000

Elisabeth Bachman, Kristee Porter

2001

Angela Eckmier, Kristee Porter

2003

Brittany Ringel, Chrissie Zartman

2004

Nana Meriwether, Chrissie Zartman

2006

Nana Meriwether Most Valuable Player
Katie Carter, Nellie Spicer

2007

Rachell Johnson, Kaitlin Sather, Nellie Spicer

2008

Ali Daley

2011

Rachael Kidder Most Outstanding Player
Kelly Reeves, Lauren Van Orden

ACADEMIC ALL-AMERICANS

1992
Julie Bremner Third Team

1993
Julie Bremner First Team

1995

Kelly Flannigan Third Team

2000

Elisabeth Bachman Second Team

2001

Lauren Fendrick Second Team

2002

Lauren Fendrick First Team

PAC-10 ATHLETE OF THE DECADE

1986-96 Natalie Williams

UCLA HALL OF FAME

Terry Condon ('92), Liz Masakayan ('96), Denise Corlett ('99), Jeanne Beauprey-Reeves ('00), Natalie Williams ('04), Elaine Youngs ('06), Daiva Tomkus ('09), Andy Banachowski ('10), Dr. Julie Bremner Romias ('12)

HONDA AWARD WINNERS

1984-85 Liz Masakayan
1991-92 and 1992-93 Natalie Williams



ALI DALEY



JENNY EVANS



KARA MILLING



KAITLIN SATHER

ALL-WESTERN COLLEGIATE (WCAA)**1977** - Lesley Knudsen**1978** - Denise Corlett, Ursula Giger, Elaine Roque**1979** - Denise Corlett**1980** - Kathy Herse, Linda Robertson**1981** - Patty Orozco, Linda Robertson**1983** - Liz Masakayan, Patty Orozco**1984** - Liz Masakayan**ALL-PACIFIC-WEST****1985** - Michelle Boyette, Liz Masakayan**ALL-PAC-10/12 (1ST-TEAM UNLESS NOTED)**
1986Ann Boyer, Lisa Ettesvold, Lori Zeno,
Leslie Brewer (2nd)**1987**

Ann Boyer, Daiva Tomkus, Lori Zeno

1988

Daiva Tomkus (POY), Ann Boyer, Elaine Youngs

1989Daiva Tomkus (Player of the Year),
Natalie Williams, Elaine Youngs**1990**Jenny Evans, Marissa Hatchett, Holly McPeak,
Natalie Williams**1991**

Natalie Williams, Elaine Youngs

1992Natalie Williams (POY), Julie Bremner,
Marissa Hatchett, Elaine Youngs**1993**Julie Bremner (POY), Annett Buckner,
Jenny Johnson**1994**

Annett Buckner (POY), Alyson Randick

1995Jenny Johnson, Kim Krull, Kelly Flannigan
(Honorable Mention), Kara Milling (HM)**1996**

Kara Milling (HM)

1997Kara Milling, Kim Coleman (HM),
Tanisha Larkin (HM)**1998**Elisabeth Bachman, Ashley Bowles,
Kristee Porter**1999**Elisabeth Bachman, Ashley Bowles, Kristee
Porter, Erika Selsor, Tamika Johnson (HM),
Michelle Quon (HM)**2000**Elisabeth Bachman, Kristee Porter, Ashley
Bowles (HM), Lauren Fendrick (HM), Erika
Selsor (HM)**2001**

Ashley Bowles, Erika Selsor, Lauren Fendrick (HM)

2002

Chrissie Zartman, Lauren Fendrick (HM)

2003Heather Cullen, Brynn Murphy, Chrissie
Zartman, Krystal McFarland (HM), Brittany
Ringel (HM)**2004**Chrissie Zartman, Becky (Green) Mehring (HM),
Krystal McFarland (HM), Nana Meriwether
(HM), Brynn Murphy (HM)**2005**

Nana Meriwether, Nellie Spicer, Nancy Barba (HM)

2006

Katie Carter, Nana Meriwether, Nellie Spicer

2007Nellie Spicer, Ali Daley (HM), Rachell Johnson
(HM), Kaitlin Sather (HM)**2008**Nellie Spicer, Ali Daley (HM), Jessica Fine (HM),
Amanda Gil (HM)**2009**Amanda Gil, Kaitlin Sather, Lauren Cook (HM),
Lainey Gera (HM), Dicey McGraw (HM)**2010**Dicey McGraw, Lainey Gera (HM), Rachael
Kidder (HM)**2011**Rachael Kidder, Kelly Reeves, Lainey Gera
(HM), Tabi Love (HM), Lauren Van Orden (HM)**2012**Rachael Kidder, Tabi Love, Zoë Nightingale
(Honorable Mention)**MULTIPLE ALL-PAC-10/12 AWARDS**

4 - A.Bowles, N.Spicer, N.Williams, E.Youngs

3 - E.Bachman, A.Boyer, L.Fendrick, L.Gera,
R.Kidder, N.Meriwether, K.Milling, K.Porter,
E.Selsor, D.Tomkus, C.Zartman2 - J.Bremner, A.Buckner, A.Daley, A.Gil,
M.Hatchett, J.Johnson, K.McFarland,
D.McGraw, B.Murphy, K.Sather, L.Zeno**MULTIPLE FIRST-TEAM AWARDS**

4 - N.Spicer, N.Williams, E.Youngs

3 - E.Bachman, A.Bowles, A.Boyer, K.Porter,
D.Tomkus, C.Zartman2 - J.Bremner, A.Buckner, M.Hatchett,
J.Johnson, T.Love, N.Meriwether, E.Selsor,
L.Zeno**ALL-PAC-10/12 FRESHMAN TEAM**
(1ST-TEAM UNLESS NOTED)**1987** - Samantha Shaver**1988** - Jenny Evans, Elaine Youngs**1989** - Marissa Hatchett, Natalie Williams**1990** - Irene Renteria**1991** - Annett Buckner (Freshman of the Year)**1993** - Kim Krull (Freshman of the Year)**1994** - Kara Milling**1995** - Chaska Potter**1996** - Elisabeth Bachman**1997** - Amy Nihipali, Celeste Peterson (HM),
Michelle Quon (HM)**1998** - Kristee Porter (FOY), Ashley Bowles,
Erika Selsor (HM)**1999** - Lauren Fendrick**2000** - Ella Harley (HM)**2001** - Brynn Murphy, Chrissie Zartman**2002** - Haley Jorgensborg (HM)**2003** - Colby Lyman, Becky (Green) Mehring
(Honorable Mention)**2005** - Nellie Spicer, Kaitlin Sather, Jordan
Smith (HM)**2007** - Dicey McGraw (HM), Katie Mills (HM)**2008** - Amanda Gil (Freshman of the Year),
Katie Camp, Sara Sage (HM)**2009** - Lauren Cook (Freshman of the Year),
Bojana Todorovic, Mari Hole (HM)**2010** - Mariana Aquino (Honorable Mention),
Kelly Reeves (HM)**2011** - Zoë Nightingale (HM)**2012** - Becca Strehlow (HM)**PAC-10/12 PLAYERS OF THE WEEK**Jenny Crocker Sept. 22, 1986
Sharyl Bilas Nov. 3, 1986Lisa Ettesvold Nov. 24, 1986
Daiva Tomkus Sept. 21 & Nov. 9, 1987
Elaine Youngs Sept. 12, 1988Daiva Tomkus Sept. 19 & Oct. 24, 1988
Daiva Tomkus Sept. 18 & Oct. 16, 1989
Elaine Youngs Oct. 23, 1989Natalie Williams Nov. 6, 1989
Natalie Williams Sept. 4, Oct. 22, Nov. 5 & 26, 1990Jenny Evans Sept. 17, 1990
Marissa Hatchett Oct. 1, 1990Natalie Williams Sept. 9, 1991
Irene Renteria Sept. 16, 1991Julie Bremner Nov. 11, 1991
Natalie Williams Sept. 10 & Nov. 2, 1992Marissa Hatchett Oct. 5 & Nov. 30, 1992
Elaine Youngs Nov. 16, 1992Annett Buckner Sept. 13 & Nov. 15, 1993
Jenny Johnson Oct. 4, 1993Julie Bremner Nov. 22, 1993
Annett Buckner Sept. 6 & Oct. 17, 1994Alyson Randick Oct. 24, 1994
Kim Krull Nov. 7, 1994Kim Krull Sept. 11 & Nov. 20, 1995
Kelly Flannigan Sept. 25, 1995Kara Milling Nov. 25, 1996
Kara Milling Sept. 8 & Nov. 10, 1997Kristee Porter Oct. 19, 1998
Elisabeth Bachman Nov. 9, 1998Ashley Bowles Nov. 16, 1998
Kristee Porter Oct. 11, 1999Elisabeth Bachman Oct. 18 & Nov. 1, 1999
Kristee Porter Sept. 5 & Oct. 16, 2000Kristee Porter Sept. 4, 2001
Brynn Murphy Oct. 6, 2003Chrissie Zartman Oct. 25, 2004
Nana Meriwether Nov. 7, 2005Nellie Spicer Nov. 14, 2005
Nana Meriwether Sept. 5, Oct. 23 & Nov. 6, 2006Katie Carter Oct. 2, 2006
Ali Daley Dec. 1, 2008Lauren Cook Sept. 14, 2009
Kaitlin Sather Nov. 2, 2009Lainey Gera Nov. 15, 2010
Rachael Kidder (Offensive) Sept. 5 & Oct. 31, 2011Kelly Reeves (Defensive) Sept. 26 & Nov. 7, 2011
Zoë Nightingale (Freshman) Sept. 26, 2011Lainey Gera (Defensive) Oct. 17 & 31, 2011
Karsta Lowe (Defensive) Sept. 3, 2012

Tabi Love (Offensive) Oct. 29, 2012

MULTIPLE PAC-10/12 POW AWARDS

N.Williams (8), D.Tomkus (6), K.Porter (5),

A.Buckner (4), N.Meriwether (4),

E.Bachman (3), L.Gera (3), M.Hatchett (3),

K.Krull (3), K.Milling (3), E.Youngs (3),

J.Bremner (2), R.Kidder (2), K.Reeves (2)

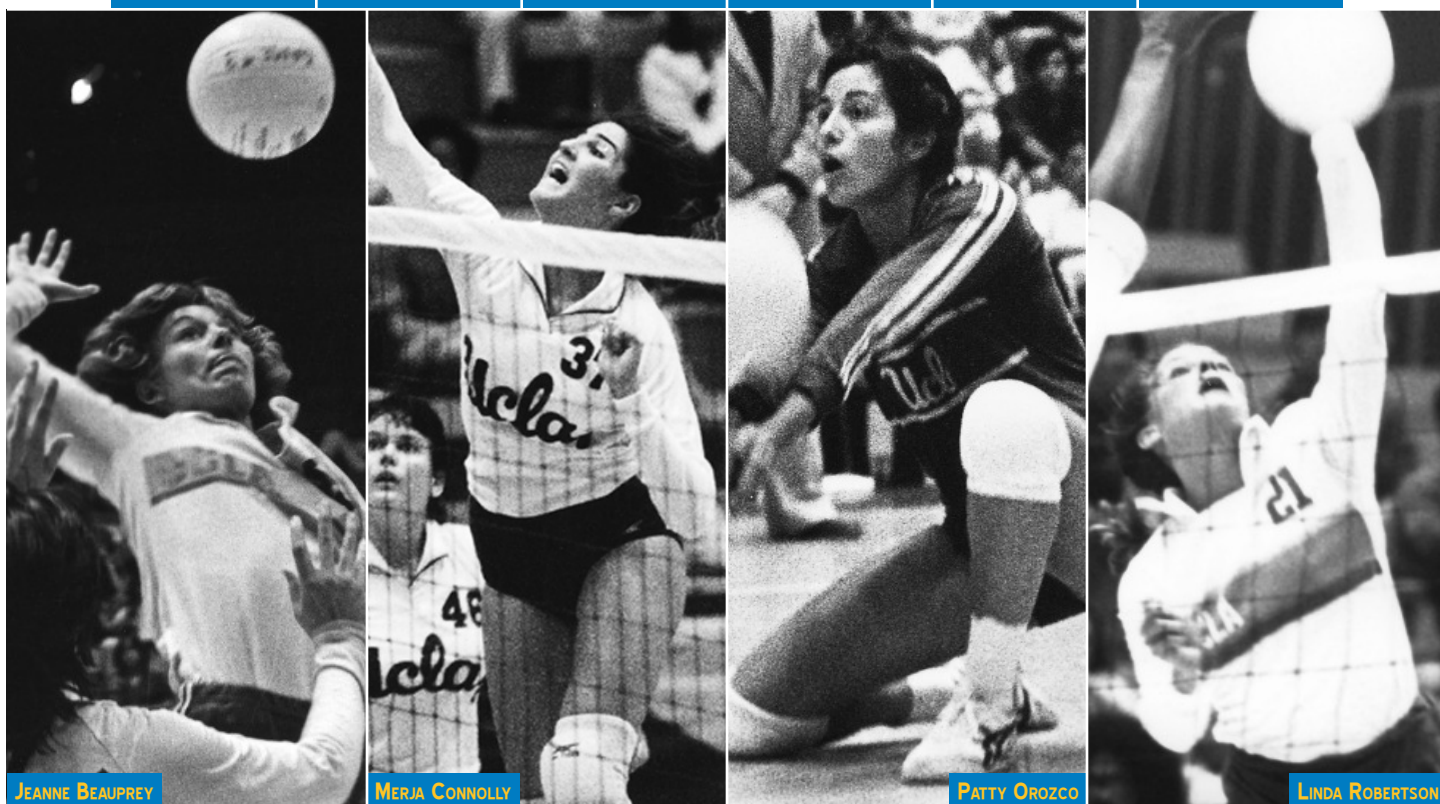
PAC-10/12 ALL-ACADEMIC TEAM
(1ST-TEAM UNLESS NOTED)**1986** - Sharyl Bilas**1990** - Jennifer Gratteau**1991** - Julie Bremner (2nd),
Jennifer Gratteau (2nd)**1992** - Julie Bremner, Alyson Randick (HM)**1993** - Julie Bremner, Alyson Randick (HM)**1994** - Kelly Flannigan, Alyson Randick,
Jenny Johnson (HM)**1995** - Kelly Flannigan, Jenny Johnson**1996** - Kelly Flannigan, Jennifer Coopman
(HM), Lyn Embree (HM), Kara Milling (HM),
Chaska Potter (HM)**1997** - Jennifer Coopman (2nd), Lyn Embree
(HM), Kara Milling (HM), Chaska Potter (HM)**1998** - Elisabeth Bachman, Chaska Potter (HM)**1999** - Elisabeth Bachman, Michelle Quon (2nd)**2000** - Elisabeth Bachman, Lauren Fendrick
(2nd), Michelle Quon (HM)**2001** - Lauren Fendrick, Ashley Bowles (HM),
Angela Eckmier (HM), Cira Wright (HM)**2002** - Lauren Fendrick, Angela Eckmier (HM),
Brittany Ringel (HM), Cira Wright (HM)**2003** - Heather Cullen (HM), Brittany Ringel
(HM), Cira Wright (HM), Chrissie Zartman (HM)**2004** - Colby Lyman (HM), Brittany Ringel (HM),
Chrissie Zartman (HM)**2005** - Colby Lyman (Honorable Mention),
Nana Meriwether (HM)**2006** - Jade Machado, Nana Meriwether (HM),
Kaitlin Sather (HM)**2007** - Jade Machado, Kaitlin Sather, Meghan
Schoen, Elise Carstensen (HM), Jessica Fine
(HM), Rachell Johnson (HM)**2008** - Jade Machado, Jazmin Machado,
Emily Clements (HM), Jessica Fine (HM), Dicey
McGraw (HM), Katie Mills (HM)**2009** - Kaitlin Sather, Katie Camp (HM),
Dicey McGraw (HM)**2010** - Katie Camp (HM), Mari Hole (HM), Dicey
McGraw (HM), Bojana Todorovic (HM)**2011** - Katie Camp (HM), Rachael Kidder (HM),
Meg Norton (HM), Kelly Reeves (HM), Bojana
Todorovic (HM), Lauren Van Orden (HM)**2012** - Tabi Love (HM), Karsta Lowe (HM),
Megan Moenoa (HM), Zoë Nightingale (HM),
Meg Norton (HM), Kelly Reeves (HM), Bojana
Todorovic (HM)**MULTIPLE PAC-10/12 ALL-ACADEMIC**3 - E.Bachman, J.Bremner, K.Camp, L.Fendrick,
K.Flannigan, J.Machado, D.McGraw, C.Potter,
B.Ringel, K.Sather, B.Todorovic, C.Wright2 - J.Coopman, A.Eckmier, L.Embree, J.Fine,
J.Gratteau, J.Johnson, C.Lyman, N.Meriwether,
K.Milling, M.Norton, M.Quon, A.Randick,

K.Reeves, C.Zartman

IN 1997, FOR THE FIRST TIME IN THE HISTORY OF THE UCLA WOMEN'S VOLLEYBALL PROGRAM, A LIST OF ALL-TIME GREAT PLAYERS WAS COMPILED. THE BRUINS RECOGNIZED THE 25 GREATEST PLAYERS IN CONJUNCTION WITH THE 25TH ANNIVERSARY OF ITS FIRST NATIONAL CHAMPIONSHIP TEAM IN 1972. BELOW ARE THOSE PLAYERS AND THEIR CAREER ACCOMPLISHMENTS. STATS ARE AVAILABLE ON THE PRECEDING LETTERWINNERS' PAGES. ALL HONORS ARE FIRST-TEAM UNLESS NOTED.

LAURIE (LEWIS) HAVEL 1969-72	COLLEEN (BOYD) TURNER - 1970-72	SHARKIE (BOEHNER) ZARTMAN - 1971-73	NINA (GROUWINKEL) MATTHIES - 1974-75	TERRY CONDON 1974-76	LESLEY KNUDSEN 1974-77	DENISE CORLETT 1976-79
1972 National Champion 1968 Olympian	1972 National Champion #44 Uniform Retired	1972 National Champion #23 Uniform Retired AVP Tour Member	1974, '75 National Champ #36 Uniform Retired USA National Team AVP Tour Member	1974, '75 National Champ #34 Uniform Retired UCLA Hall of Fame (1992) USA National Team	1974, '75 National Champ 1977 All-WCAA #46 Uniform Retired USA National Team	1978, 1979 All-American 1978, 1979 All-WCAA '78, '79 All-Tourney Team #44 Uniform Retired UCLA Hall of Fame (1999) USA National Team

LINDA (ROBERTSON) HANLEY - 1978-81	JEANNE (BEAUPREY) REEVES - 1979-82	PATTY (OROZCO) DODD - 1980-83	MERJA CONNOLLY 1981-84	MICHELLE (BOYETTE) MORERA - 1982-85	LIZ MASAKAYAN 1982-85
1978 All-American H.M. '79 All-American 2nd Tm 1981 All-American 1980, 1981 All-WCAA 1981 All-Tournament Tm #21 Uniform Retired 1996 Olympian AVP Tour Member	1982 All-American 1981 All-Tournament Tm T-15th All-Time in Kills (1,365) 1982 Team Leader in Kills #40 Uniform Retired Coach '90-'91 Nat'l Champs UCLA Hall of Fame (2000) 1984, 1996 Olympian AVP Tour Member	1983 All-American '81, '83 All-Tourney Team 1981, 1983 All-WCAA 8th All-Time in Kills (1,646) 1983 Team Leader in Kills 3 30-Plus Kill Matches #31 Uniform Retired AVP Tour Member	1984 National Champion 1983, '84 All-American H.M. 1984 All-Tournament Tm 3rd All-Time in Aces (177) 8th All-Time in Blocks (481) '82, '83 Tm Leader in BLK #37 Uniform Retired	1984 National Champion '84 All-American 2nd Tm 1985 All-American H.M. 1984 All-Tournament Tm 1985 All-Pacific West #46 Uniform Retired USA National Team	1984 National Champion Coach 1991 Nat'l Champs 1984, '85 All-American 1983 All-American H.M. '84, '85 All-Tourney Team 1983-85 All-Conference 1984-85 Honda Award UCLA Hall of Fame (1996) 1st All-Time in Aces (259) 3rd All-Time in Kills (2044) 10th All-Time in Digs (1142) #21 Uniform Retired





LISA (ETTESVOLD) EDWARDS • (1983-86)

1984 National Champion
'85, '86 All-American 2nd Team
1986 All-Pacific-10
'86 Pac-10 Player of the Week
12th All-Time in Aces (127)
1986 Team Leader in Aces
'86 Team Leader in Blocks



ANN (BOYER) SCHIRMAN 1985-88

1988 All-American
1987 All-American H.M.
'86 All-American 2nd Team
1988 All-Pacific Region
1986-88 All-Pacific-10
3rd All-Time in Assists (5667)
9th All-Time in Aces (136)
AVP Tour Member



DAIYA (TOMKUS) FUERST • 1986-89

1988, 1989 All-American
1987 All-American H.M.
1988, '89 All-Pacific Region
1988, 1989 Pac-10 POY
1987 All-Pacific-10
Six-Time Pac-10 POW
2nd All-Time in Aces (198)
3rd All-Time in Hitting (.347)
4th All-Time in Blocks (575)
UCLA Hall of Fame (2009)



SAMANTHA SHAVER 1987-90

1990 National Champion
1990 All-American H.M.
'87 All-Pac-10 Freshman Team
3rd All-Time in Digs (1405)
22nd All-Time in Kills (1169)
'88, '90 Team Leader in Digs
USA National Team
AVP Tour Member




JENNY (EVANS) GRIFFITH • 1988-92

1990, '91 National Champ
1990 All-American 2nd Team
1990 All-Pacific Region
1990 All-Tournament Team
1990 All-Pacific-10
'88 All-Pac-10 Freshman Team
7th All-Time in Digs (1234)
19th All-Time in Kills (1278)
1989 Team Leader in Digs



ELAINE YOUNGS 1988-92

1990, '91 National Champ
1991, '92 All-Tourney Tm
Four-Time All-American
Four-Time All-Pacific Region
Four-Time All-Pacific-10
Three-Time Pac-10 POW
4th All-Time in Aces (165)
6th All-Time in Kills (1664)
UCLA Hall of Fame (2006)
'04 Olympic Bronze Medalist
2008 Olympian
AVP Tour Member




MARISSA (HATCHETT) MARTIN • 1989-92

1990, '91 National Champ
1990 All-Tournament Team
1992 All-American
1990 All-American H.M.
Four-Time All-Pacific Region
1990, 1992 All-Pacific-10
'89 All-Pac-10 Freshman Team
Three-Time Pac-10 POW
1st All-Time in Blocks (756)
6th All-Time in Hitting (.322)



NATALIE WILLIAMS 1989-92

1990, '91 National Champ
'90, '91 NCAA Tourney MVP
Four-Time All-American
1990, 1992 National POY
Four-Time All-Pacific-10
'92 Pac-10 Player of the Year
2nd All-Time in Kills (2115)
5th All-Time in Hitting (.335)
7th All-Time in Blocks (508)
UCLA Hall of Fame (2004)
1992, 1993 Honda Award




HOLLY McPEAK 1990

1990 National Champion
1990 All-Tournament Team
1990 All-Pacific Region
1990 All-Pacific-10
'90 Team Leader in Assists
'04 Olympic Bronze Medalist
1996, 2000 Olympian
AVP Tour Member



JULIE (BREMNER) ROMIAS • 1991-93

1991 National Champion
1993 All-American
'92 All-American 2nd Team
1992, '93 All-Pacific Region
1992, 1993 All-Pacific-10
'93 Pac-10 Player of the Year
3-Time Pac-10 All-Academic
'92, '93 Acad. All-American
4th All-Time in Assists (4089)
UCLA Hall of Fame (2012)
USA National Team




ANNETT (BUCKNER) DAVIS • 1991-94

1991 National Champion
1994 All-Tournament Team
1993, 1994 All-American
'91 Freshman of the Year
1993, '94 All-Pacific Region
'94 Nat'l Player of the Week
'94 Pac-10 Player of the Year
1993, 1994 All-Pacific-10
9th All-Time in Kills (1630)
2000 Olympian
AVP Tour Member



JENNY (JOHNSON) JORDAN • 1992-95

1994 All-American H.M.
1994 All-Tournament Team
1993, 1995 All-Pacific-10
2-Time Pac-10 All-Academic
8th All-Time in Digs (1214)
21st All-Time in Kills (1212)
'95 Team Leader in Aces & Digs
2000 Olympian
AVP Tour Member



LISA ETTESVOLD




ANN BOYER



JENNY JOHNSON



HOLLY McPEAK




JEANNE (BEAUPREY) REEVES



SHARKIE (BOEHNERT) ZARTMAN



ANN (BOYER) SCHIRMAN



ANNETT (BUCKNER) DAVIS



CAMMY (CHALMERS) CIARELLI




WENDY (FLETCHER) SUTRO



NINA (GROUWINKEL) MATTHIES



JENNY (JOHNSON) JORDAN



LIZ MASAKAYAN




HOLLY McPEAK



PATTY (OROZCO) DODD



KIM (POPPA) JAGD



LINDA (ROBERTSON) HANLEY



SAMANTHA SHAVER



ELAINE YOUNGS



LORI (ZENO) BILLER

Jeanne (Beauprey) Reeves
Sharkie (Boehnert) Zartman
Ashley Bowles
Ann (Boyer) Schirman
Julie (Bremner) Romias
Annett (Buckner) Davis
Katie Carter

Cammy (Chalmers) Ciarelli
Kim Coleman
Jenny (Evans) Griffith
Lauren Fendrick
Wendy (Fletcher) Sutro
Nina (Grouwinkel) Matthies
Marissa (Hatchett) Martin

Lisa (Hudak) Gathright
Jenny (Johnson) Jordan
Jade Machado
Jazmin Machado
Liz Masakayan
Krystal (McFarland) Jackson
Holly McPeak
Patty (Orozco) Dodd

Kim (Poppa) Jagd
Linda (Robertson) Hanley
Elaine Roque
Kaitlin Sather
Samantha Shaver
Elaine Youngs
Chrissie Zartman
Lori (Zeno) Biller

UCLA OLYMPIANS**1968 (MEXICO CITY, MEXICO)**

Laurie Lewis

1984 (LOS ANGELES)

Jeanne (Beauprey) Reeves

1988 (SEOUL, SOUTH KOREA)

Liz Masakayan

1996 (ATLANTA)Elaine Youngs, Jeanne (Beauprey) Reeves (Assistant Coach)
Holly McPeak, Linda (Robertson) Hanley (Beach Volleyball)**2000 (SYDNEY, AUSTRALIA)**

Annett (Buckner) Davis, Jenny (Johnson) Jordan and Holly McPeak (Beach Volleyball)

2004 (ATHENS, GREECE)Wiz Bachman
Holly McPeak, Elaine Youngs, Liz Masakayan (Coach of McPeak/Youngs Team - Beach Volleyball)**2008 (BEIJING, CHINA)**

Elaine Youngs and Liz Masakayan (Coach of Youngs/Nicole Branagh Team - Beach Volleyball)

USA INDOOR NATIONAL TEAM MEMBERS

Wiz Bachman	1997, 1999, 2000-present; 2004 Olympic Games; World University Games
Jeanne (Beauprey) Reeves	1984 Olympic Games
Ann (Boyer) Schirman	1990-1993; 1991 World Cup
Michelle Boyette	1986-1987 World Championships
Julie Bremner	1989-1991
Annett (Buckner) Davis	1994
Terry Condon	1970 World Championships
Denise Corlett	
Jenny Evans	1993-1994
Nina (Grouwinkel) Matthies	
Marissa Hatchett	1993
Leslie Knudsen	
Laurie Lewis	1968 Olympic Games
Liz Masakayan	1986-1990; 1988 Olympic Games; 1986 and 1990 World Championships
Kara Milling	1997-1999; World University Games
Kristee Porter	1998-2002
Samantha Shaver	1992-1994; 1994 World Championships
Nellie Spicer	2009-2012
Daiva Tomkus	1989-1994
Lisa Vogelsang	
Natalie Williams	1990, 1991, 1993-1996
Elaine Youngs	1991, 1993-1997; 1994 World Championships; 1996 Olympic Games




PHOTO CREDITS

BRUINS ON THE BEACH: WPVA photos by Marcus Boesch & Jonathan Daniel courtesy of AllSport Photography. Four-player league photos courtesy of CE Sports, Inc.

RED, WHITE AND BLUE BRUINS: Reeves (Gary Newkirk, AllSport), Hanley (Marcus Boesch, AllSport USA), Bachman (USA Volleyball), Masakayan (Tony Duffy), McPeak and Youngs (Peter Brouillet), Spicer (Brandon Helwig, USA Volleyball)

THE UCLA ATHLETIC DEPARTMENT EXPRESSES ITS GRATITUDE TO TERENCE LIM FOR MAKING THE FIRST ENDOWED WOMEN'S VOLLEYBALL SCHOLARSHIP A REALITY AND TO MARY PETERSEN FOR ESTABLISHING AN ENDOWMENT FOR THE PROGRAM.

For info on how you can endow a scholarship, call the UCLA Athletic Fund at 310-206-3302.

**JEANNE (BEAUPREY) REEVES****LINDA (ROBERTSON) HANLEY****HOLLY McPEAK****NELLIE SPICER****WIZ BACHMAN****LIZ MASAKAYAN****ELAINE YOUNGS****COURTSIDE BRUINS - UCLA VOLLEYBALL BOOSTER SUPPORT GROUP**

Don't miss your chance to help support UCLA women's volleyball. Join the official booster group today. You can join Courtside Bruins, UCLA's official women's volleyball support group, by calling the UCLA development office at 310-206-3302. **2012-13 members listed below.**

Christina Accornero
Barbara (in memory of Todd) Bachman
Amy Birdwell
Rachell (Johnson) & Craig Buell
Sharon Fenner & Michael Carlin
David Cohen
Erkki Corpuz
Mia Dalsemer
Peggy Daughtry
Candy & Paul Drolson
Han Duong
Lisa (Ettesvold) &

Thomas Edwards
Rudy Feldman
David Fincher
Paul Flaherty
Wendy Fletcher
Nancy Ogaz Gonzalez
Ayako Hagihara
George Hilton
Nancy Ishiki
E & Eric Juline
Dana & Todd Katz
Ine & Kenneth Kutcher
Henry Lam

Manny Landa
Carol & Thomas Lawless
Walter Lichtenberg
Irene & D. Howard Lowe
Elisabeth & Hugh McCutcheon
Helen & Chuck Montgomery
Cheryl & Jeff Nightingale
Suzanne & Richard Norton
Carol & William Ouchi
Chris Pliha
Alyson Randick
Marlys & Bob Randick
Jeanne (Beauprey) & Mike Reeves

Brittany Ringel
Brian Keith Romias
Dr. Julie (Bremner) & Brian Romias
Linda & Jim Scilacci
Theresa Sealy-Edwards
Scott Alan Smith
Clifford Tedder
Cecilia & Dr. Keith Terasaki
Joyce Abbott & Robert Teselle
Cayley Thurlby
Cheryl & Terry Tyler
Chrissie Zartman



DR. GENE BLOCK
CHANCELLOR
STANFORD, 1970
SEVENTH YEAR

Dr. Gene Block became chancellor of UCLA in August 2007. As chief executive officer, he oversees all aspects of the university's three-part mission of education, research and service.

A champion of public universities, Chancellor Block has called for UCLA to deepen its engagement with Los Angeles, a city that offers a microcosm of the global community, and to increase access for students from underrepresented populations. An advocate of interdisciplinary scholarship, he emphasizes broad-based, campus-wide planning.

Chancellor Block holds UCLA faculty appointments in psychiatry and biobehavioral sciences in the David Geffen School of Medicine and in physiological science in the College of Letters and Science. A fellow of the American Association for the Advancement of Science and a member of the American Academy of Arts and Sciences, he specializes in circadian biology, which deals with the functioning of 24-hour rhythms in higher organisms.

Previously, Chancellor Block served as vice president and provost of the University of Virginia, where he held the Alumni Council Thomas Jefferson Professorship in Biology and directed the National Science Foundation's Science and Technology Center for Biological Timing. He also headed an NIH graduate training program aimed at increasing the number of scientists from underrepresented groups.

A native of Monticello, N.Y., Chancellor Block holds a bachelor's degree in psychology from Stanford University and a master's and Ph.D. in psychology from the University of Oregon.

The inventor of a number of devices, Chancellor Block holds a patent for a non-contact respiratory monitor for the prevention of Sudden Infant Death Syndrome, and he is an avid collector of vacuum-tube radios.

Chancellor Block and his wife, Carol, have two children.



DAN GUERRERO
ATHLETIC DIRECTOR
UCLA, 1974
12TH YEAR

In 11 years, Dan Guerrero has clearly established a pattern of "image and substance" that few in his profession can match. UCLA has won 109 NCAA team championships, a figure unmatched by any institution in the nation. UCLA teams have won 23 NCAA championships since his appointment, another national leader, finished second 21 times and have enjoyed an additional 43 Top Five finishes.

More than 80% of UCLA teams have qualified for NCAA post-season competition since 2002. The football team has appeared in nine bowl games and the men's basketball team advanced to consecutive Final Fours from 2006-08. The program has also won 54 conference championships in 15 different sports, produced over 500 All-Americans and featured four Honda Award winners, including the 2003-04 Collegiate Woman Athlete of the Year.

Furthermore, during the 2012 Summer Olympic Games in London, 32 Bruins participated as athletes or coaches, representing the United States and eight other nations. They won nine medals, including six golds.

In the last 11 years, UCLA has finished second three times (2007-08, 2006-07 and 2005-06), third four times (2004-05, 2003-04, 2011-12, 2012-13), fourth (2009-10), sixth (2002-03), 11th (2010-11) and 16th (2008-09) in the race for the Learfield Sports Directors' Cup.

In 2013, UCLA won its first Capital One Cup for men's sports, vaulting to the top of the standings after winning the 2013 College World Series.

This past year in NCAA competition, UCLA won its 109th NCAA title when the baseball team captured its first College World Series title, and eight teams finished among the Top 5 nationally. Men's water polo and men's tennis finished second, women's water polo and women's tennis

(tied) placed third, women's golf and women's gymnastics finished fourth and women's soccer tied for fifth. Finally, 57 student-athletes earned All-America honors and 57 were selected to various all-conference teams.

Academically in 2012-13, three UCLA student-athletes received CoSIDA Academic All-America honors bringing the school's total to 116. In addition, graduating senior Jeff Locke, an All-Pac-12 first-team selection as a punter, earned the football program's 18th NCAA Postgraduate Scholarship and UCLA's 68th overall. Finally, pitcher Ryan Deeter became the first UCLA student-athlete to win the NCAA's prestigious Elite 89 Award in any sport.

During Guerrero's tenure, the Bruins have won 23 national championships in 17 different sports, a national leader. UCLA teams have captured the following NCAA team titles: six in women's water polo, three each in women's softball and women's gymnastics, two in women's golf, and one each in women's tennis, men's tennis, men's volleyball, women's volleyball, men's water polo, men's golf, men's soccer, women's outdoor track and baseball. In addition, the Bruins have recorded 32 national podium finishes in that span.

Guerrero came to UCLA in 2002 from UC Irvine, where he had served as UC Irvine's fifth Director of Athletics for 10 years. Prior to arriving at UCI, he was the Athletic Director for five years at Cal State Dominguez Hills (1988-92). He received his Bachelor's degree from UCLA in 1974 and played second base in the Bruin baseball program for four years.

Guerrero, 61, was raised in Wilmington, CA. He is married to the former Anne Marie Aniello and they have two grown daughters.



PETRINA LONG
SR. ASSOCIATE AD/SWA
CALIFORNIA, 1977
10TH YEAR

Petrina Long joined the UCLA staff in June of 2004 as Senior Associate Athletic Director/Senior Women's Administrator.

Long has oversight responsibility for several sports, including women's basketball, women's volleyball, softball and gymnastics, as well as several administrative areas, among them academic services, compliance, equity issues, and governmental relations.

Long came to UCLA from UC Irvine, where she had served as senior associate athletic director/senior women's administrator since 1993, working closely with Bruin athletic director Dan Guerrero. She also served as interim athletic director following Guerrero's departure to UCLA.


In addition to her UCLA commitments, Long is also extensively involved in a number of areas relating to intercollegiate athletics. She currently serves as chair of the new NCAA Recruiting Cabinet after serving for three years as chair of the NCAA Academics and Eligibility Cabinet (AEC) Subcommittee on Recruiting. Long also serves on the NCAA Men's Volleyball Committee. On the conference level, Long is an administrative liaison to several sports, including women's volleyball, cross-country, track & field, and men's soccer (MPSF). She is also a past chair of the Senior Women's Administrative Committee (SWAC) and is currently a member of the Women's Basketball Tournament Committee.

During her 11 years at UCI, Long supervised several of the university's 23 sports teams, as well as academic and student support, compliance and sports medicine. In addition, she was active in numerous groups on campus and in the community. Her campus activities included serving on the Chancellor's Advisory Committee on Intercollegiate Athletics (CACIA), and chairing the Diversity Development Program Board for two years. She was a board member of the Irvine Chamber of Commerce for several years and has been a school volunteer in the city of Tustin. Long was a member of the Big West Council and previously chaired the Big West Compliance Committee for two years. She also served on the Executive Committee of both the Big West Conference and the Mountain Pacific Sports Federation.

Prior to her tenure at UCI, Long spent nine years at Columbia University, serving in both the associate and assistant athletics director positions. She was the Assistant Athletics Director for Academic Affairs at Southern Methodist University from 1982-84 and was an advisor for student-athletes at the University of California, Berkeley, from 1979-82.

Long received her B.A. degree in Anthropology from the University of California, Berkeley, in 1977 and her Master's degree in Anthropology from Columbia in 1992. She and her husband, Sam McCamey, have a daughter, Samantha, and two sons, Monte and Triland.

ATHLETIC DEPARTMENT STAFF



DONALD MORRISON
FACULTY ATHLETIC REPRESENTATIVE



DR. CHRISTINA RIVERA
ASSOC. A.D./STUDENT SERVICES



MATT ELLIOTT
COMPLIANCE



TINA PITTS
ADMINISTRATIVE ASSISTANT



TODD GREENBAUM
MARKETING